

(19) World Intellectual Property Organization
International Bureau



(43) International Publication Date
9 October 2003 (09.10.2003)

PCT

(10) International Publication Number
WO 03/082288 A1

(51) International Patent Classification⁷: A61K 31/495,
31/496, C07D 295/18, 295/22, 317/58, 239/42, 209/20,
333/60

(21) International Application Number: PCT/GB03/01463

(22) International Filing Date: 3 April 2003 (03.04.2003)

(25) Filing Language: English

(26) Publication Language: English

(30) Priority Data:
60/369,337 3 April 2002 (03.04.2002) US

(71) Applicant (for all designated States except US): PRO-
LIFIX LIMITED [GB/GB]; 87A Milton Park, Abingdon,
Oxfordshire OX14 4RY (GB).

(72) Inventors; and

(75) Inventors/Applicants (for US only): WATKINS, Clare,
J. [GB/GB]; 10b Milton Road, Sutton Courtenay, Abing-
don, Oxfordshire OX14 4BS (GB). ROMERO-MARTIN,
Maria-Rosario [ES/GB]; 11 Crookdale Beck, Did-
cot, Oxfordshire OX11 7US (GB). RITCHIE, James
[GB/GB]; Prolifix Limited, 87A Milton Park, Abingdon,
Oxfordshire OX14 4RY (GB). FINN, Paul, W. [GB/GB];
Prolifix Limited, 87A Milton Park, Abingdon, Oxford-
shire OX14 4RY (GB). KALVINSH, Ivars [LV/LV];
Latvian Institute of Organic Synthesis, Dept. of Medicinal
Chemistry, Aizkraukles iela 21, LV-1006 Riga (LV).
LOZA, Einars [LV/LV]; Latvian Institute of Organic
Synthesis, Dept. of Medicinal Chemistry, Aizkrauk-
les iela 21, LV-1006 Riga (LV). DIKOVSKA, Klara
[LV/LV]; Latvian Institute of Organic Synthesis, Dept. of

Medicinal Chemistry, Aizkraukles iela 21, LV-1006 Riga
(LV). STARCHENKOV, Igor [LV/LV]; Latvian Institute
of Organic Synthesis, Dept. of Medicinal Chemistry,
Aizkraukles iela 21, LV-1006 Riga (LV). LOLYA, Daina
[LV/LV]; Latvian Institute of Organic Synthesis, Dept.
of Medicinal Chemistry, Aizkraukles iela 21, LV-1006
Riga (LV). GAILITE, Vjia [LV/LV]; Latvian Institute
of Organic Synthesis, Dept. of Medicinal Chemistry,
Aizkraukles iela 21, LV-1006 Riga (LV).

(74) Agents: BRASNETT, Adrian, H. et al.; Mewburn El-
lis, York House, 23 Kingsway, London, Greater London
WC2B 6HP (GB).

(81) Designated States (national): AE, AG, AL, AM, AT, AU,
AZ, BA, BB, BG, BR, BY, BZ, CA, CH, CN, CO, CR, CU,
CZ, DE, DK, DM, DZ, EC, EE, ES, FI, GB, GD, GE, GH,
GM, HR, HU, ID, IL, IN, IS, JP, KE, KG, KP, KR, KZ, LC,
LK, LR, LS, LT, LU, LV, MA, MD, MG, MK, MN, MW,
MX, MZ, NI, NO, NZ, OM, PH, PL, PT, RO, RU, SC, SD,
SE, SG, SK, SL, TJ, TM, TN, TR, TT, TZ, UA, UG, US,
UZ, VC, VN, YU, ZA, ZM, ZW.

(84) Designated States (regional): ARIPO patent (GH, GM,
KE, LS, MW, MZ, SD, SL, SZ, TZ, UG, ZM, ZW),
Eurasian patent (AM, AZ, BY, KG, KZ, MD, RU, TJ, TM),
European patent (AT, BE, BG, CH, CY, CZ, DE, DK, EE,
ES, FI, FR, GB, GR, HU, IE, IT, LU, MC, NL, PT, RO,
SE, SI, SK, TR), OAPI patent (BF, BJ, CF, CG, CI, CM,
GA, GN, GQ, GW, ML, MR, NE, SN, TD, TG).

Declaration under Rule 4.17:

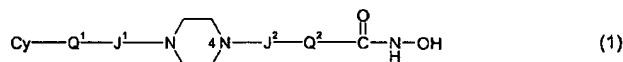
— of inventorship (Rule 4.17(iv)) for US only

Published:

— with international search report

[Continued on next page]

(54) Title: CARBAMIC ACID COMPOUNDS COMPRISING A PIPERAZINE LINKAGE AS HDAC INHIBITORS



(57) Abstract: This invention pertains to certain carbamic acid compounds which inhibit HDAC (histone deacetylase) activity of the following formula: [Insert formula] wherein: Cy is independently a cyclyl group; Q¹ is independently a covalent bond or cyclyl leader group; the piperazin-1,4-diyl group is optionally substituted; J¹ is independently a covalent bond or -C(=O)-; J² is independently -C(=O)- or -S(=O)₂-; Q² is independently an acid leader group; wherein: Cy is independently: C₃₋₂₀carbocyclyl, C₃₋₂₀heterocyclyl, or C₃₋₂₀aryl; and is optionally substituted; Q¹ is independently: a covalent bond; C₁₋₇alkylene; or C₁₋₇alkylene-X-C₁₋₇alkylene, -X-C₁₋₇alkylene, or C₁₋₇alkylene-X-, wherein X is -O- or -S-; and is optionally substituted; Q² is independently: C₄₋₈alkylene; and is optionally substituted; and has a backbone length of at least 4 atoms; or: Q² is independently: C₅₋₂₀arylene; C₅₋₂₀arylene-C₁₋₇alkylene; C₁₋₇alkylene-C₅₋₂₀arylene; or: C₁₋₇alkylene-C₅₋₂₀arylene-C₁₋₇alkylene; and is optionally substituted; and has a backbone length of at least 4 atoms; or a pharmaceutically acceptable salt, solvate, amide, ester, ether, chemically protected form, or prodrug thereof. The present invention also pertains to pharmaceutical compositions comprising such compounds, and the use of such compounds and compositions, both *in vitro* and *in vivo*, to inhibit HDAC, and in the treatment of conditions mediated by HDAC, cancer, proliferative conditions, psoriasis, etc.



— *before the expiration of the time limit for amending the claims and to be republished in the event of receipt of amendments*

For two-letter codes and other abbreviations, refer to the "Guidance Notes on Codes and Abbreviations" appearing at the beginning of each regular issue of the PCT Gazette.

**CARBAMIC ACID COMPOUNDS COMPRISING A PIPERAZINE LINKAGE
AS HDAC INHIBITORS**

RELATED APPLICATIONS

5

This application is related to (and where permitted by law, claims priority to) U.S. Provisional Application number 60/369,337 filed 03 April 2002, the contents of which are incorporated herein by reference in their entirety.

10

TECHNICAL FIELD

15

This invention pertains generally to the field of biologically active compounds, and more specifically to certain carbamic acid compounds which inhibit HDAC (histone deacetylase) activity. The present invention also pertains to pharmaceutical compositions comprising such compounds, and the use of such compounds and compositions, both *in vitro* and *in vivo*, to inhibit HDAC, and in the treatment of conditions mediated by HDAC, cancer, proliferative conditions, psoriasis, etc.

20

BACKGROUND

25

Throughout this specification, including any claims which follow, unless the context requires otherwise, the word "comprise," and variations such as "comprises" and "comprising," will be understood to imply the inclusion of a stated integer or step or group of integers or steps, but not the exclusion of any other integer or step or group of integers or steps.

30

It must be noted that, as used in the specification and any appended claims, the singular forms "a," "an," and "the" include plural referents unless the context clearly dictates otherwise. Thus, for example, reference to "a pharmaceutical carrier" includes mixtures of two or more such carriers, and the like.

35

Ranges are often expressed herein as from "about" one particular value, and/or to "about" another particular value. When such a range is expressed, another embodiment includes from the one particular value and/or to the other particular value. Similarly, when values are expressed as approximations, by the use of the antecedent "about," it will be understood that the particular value forms another embodiment.

- DNA in eukaryotic cells is tightly complexed with proteins (histones) to form chromatin. Histones are small, positively charged proteins which are rich in basic amino acids (positively charged at physiological pH), which contact the phosphate groups (negatively charged at physiological pH) of DNA. There are five main classes of histones, H1, H2A, H2B, H3, and H4. The amino acid sequences of histones H2A, H2B, H3, and H4 show remarkable conservation between species, whereas H1 varies somewhat, and in some cases is replaced by another histone, e.g., H5. Four pairs of each of H2A, H2B, H3, and H4 together form a disk-shaped octomeric protein core, around which DNA (about 140 base pairs) is wound to form a nucleosome. Individual nucleosomes are connected by short stretches of linker DNA associated with another histone molecule (e.g., H1, or in certain cases, H5) to form a structure resembling a beaded string, which is itself arranged in a helical stack, known as a solenoid.
- The majority of histones are synthesised during the S phase of the cell cycle, and newly synthesised histones quickly enter the nucleus to become associated with DNA. Within minutes of its synthesis, new DNA becomes associated with histones in nucleosomal structures.
- A small fraction of histones, more specifically, the amino side chains thereof, are enzymatically modified by post-translational addition of methyl, acetyl, or phosphate groups, neutralising the positive charge of the side chain, or converting it to a negative charge. For example, lysine and arginine groups may be methylated, lysine groups may be acetylated, and serine groups may be phosphorylated. For lysine, the $-(\text{CH}_2)_4\text{-NH}_2$ sidechain may be acetylated, for example by an acetyltransferase enzyme, to give the amide $-(\text{CH}_2)_4\text{-NHC(=O)CH}_3$. Methylation, acetylation, and phosphorylation of amino termini of histones which extend from the nucleosomal core affects chromatin structure and gene expression. (See, for example, Spencer and Davie, 1999).
- Acetylation and deacetylation of histones is associated with transcriptional events leading to cell proliferation and/or differentiation. Regulation of the function of transcription factors is also mediated through acetylation. Recent reviews of histone deacetylation include Kouzarides, 1999 and Pazin et al., 1997.
- The correlation between the acetylation status of histones and the transcription of genes has been known for over 30 years (see, for example, Howe et al., 1999). Certain

- 3 -

enzymes, specifically acetylases (e.g., histone acetyltransferase, HAT) and deacetylases (e.g., histone deacetylase, HDAC), which regulate the acetylation state of histones have been identified in many organisms and have been implicated in the regulation of numerous genes, confirming the link between acetylation and transcription. See, for example, Davie, 1998. In general, histone acetylation correlates with transcriptional activation, whereas histone deacetylation is associated with gene repression.

A growing number of histone deacetylases (HDACs) have been identified (see, for example, Ng and Bird, 2000). The first deacetylase, HDAC1, was identified in 1996 (see, for example, Tauton et al., 1996). Subsequently, two other nuclear mammalian deacetylases were found, HDAC2 and HDAC3 (see, for example, Yang et al., 1996, 1997, and Emiliani et al., 1998). See also, Grozinger et al., 1999; Kao et al., 2000; and Van den Wyngaert et al., 2000.

Eleven (11) human HDACs have been cloned so far:

HDAC1 (Genbank Accession No. NP_004955)
HDAC2 (Genbank Accession No. NP_001518)
HDAC3 (Genbank Accession No. O15379)
HDAC4 (Genbank Accession No. AAD29046)
HDAC5 (Genbank Accession No. NP_005465)
HDAC6 (Genbank Accession No. NP_006035)
HDAC7 (Genbank Accession No. AAF63491)
HDAC8 (Genbank Accession No. AAF73428)
HDAC9 (Genbank Accession No. AAK66821)
HDAC10 (Genbank Accession No. AAK84023)
HDAC11 (Genbank Accession No. NM_024827)

These eleven human HDACs fall in two distinct classes: HDACs 1, 2, 3 and 8 are in class I, and HDACs 4, 5, 6, 7, 9, 10 and 11 are in class II.

There are a number of histone deacetylases in yeast, including the following:

RPD3 (Genbank Accession No. NP_014069)
HDA1 (Genbank Accession No. P53973)
HOS1 (Genbank Accession No. Q12214)
HOS2 (Genbank Accession No. P53096)
HOS3 (Genbank Accession No. Q02959)

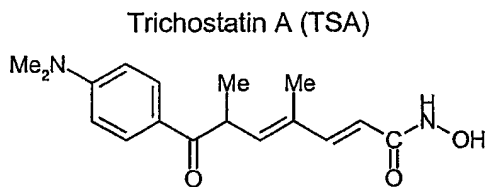
There are also numerous plant deacetylases, for example, HD2, in *Zea mays* (Genbank Accession No. AF254073_1).

5 HDACs function as part of large multiprotein complexes, which are tethered to the promoter and repress transcription. Well characterised transcriptional repressors such as Mad (Laherty et al., 1997), pRb (Brehm et al., 1998), nuclear receptors (Wong et al., 1998) and YY1 (Yang et al., 1997) associate with HDAC complexes to exert their repressor function.

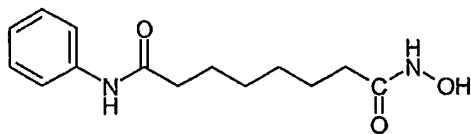
10

The study of inhibitors of histone deacetylases indicates that these enzymes play an important role in cell proliferation and differentiation. The inhibitor Trichostatin A (TSA) (Yoshida et al., 1990a) causes cell cycle arrest at both G1 and G2 phases (Yoshida and Beppu, 1988), reverts the transformed phenotype of different cell lines, and induces differentiation of Friend leukaemia cells and others (Yoshida et al., 1990b). TSA (and SAHA) have been reported to inhibit cell growth, induce terminal differentiation, and prevent the formation of tumours in mice (Finnin et al., 1999).

20



Suberoylanilide Hydroxamic Acid (SAHA)



25 Cell cycle arrest by TSA correlates with an increased expression of gelsolin (Hoshikawa et al., 1994), an actin regulatory protein that is down regulated in malignant breast cancer (Mielnicki et al., 1999). Similar effects on cell cycle and differentiation have been observed with a number of deacetylase inhibitors (Kim et al., 1999).

30 Trichostatin A has also been reported to be useful in the treatment of fibrosis, e.g., liver fibrosis and liver cirrhosis. See, e.g., Geerts et al., 1998.

Recently, certain compounds that induce differentiation have been reported to inhibit histone deacetylases. Several experimental antitumour compounds, such as trichostatin A (TSA), trapoxin, suberoylanilide hydroxamic acid (SAHA), and phenylbutyrate have
5 been reported to act, at least in part, by inhibiting histone deacetylase (see, e.g., Yoshida et al., 1990; Richon et al., 1998; Kijima et al., 1993). Additionally, diallyl sulfide and related molecules (see, e.g., Lea et al., 1999), oxamflatin (see, e.g., Kim et al., 1999; Sonoda et al., 1996), MS-27-275, a synthetic benzamide derivative (see, e.g., Saito et al., 1999; Suzuki et al., 1999; note that MS-27-275 was later re-named as MS-275), butyrate
10 derivatives (see, e.g., Lea and Tulsyan, 1995), FR901228 (see, e.g., Nokajima et al., 1998), depudecin (see, e.g., Kwon et al., 1998), and m-carboxycinnamic acid bishydroxamide (see, e.g., Richon et al., 1998) have been reported to inhibit histone deacetylases. *In vitro*, some of these compounds are reported to inhibit the growth of fibroblast cells by causing cell cycle arrest in the G1 and G2 phases, and can lead to the
15 terminal differentiation and loss of transforming potential of a variety of transformed cell lines (see, e.g., Richon et al., 1996; Kim et al., 1999; Yoshida et al., 1995; Yoshida & Beppu, 1988). *In vivo*, phenylbutyrate is reported to be effective in the treatment of acute promyelocytic leukemia in conjunction with retinoic acid (see, e.g., Warrell et al., 1998). SAHA is reported to be effective in preventing the formation of mammary tumours in rats,
20 and lung tumours in mice (see, e.g., Desai et al., 1999).

The clear involvement of HDACs in the control of cell proliferation and differentiation suggests that aberrant HDAC activity may play a role in cancer. The most direct demonstration that deacetylases contribute to cancer development comes from the
25 analysis of different acute promyelocytic leukemias (APL). In most APL patients, a translocation of chromosomes 15 and 17 (t(15;17)) results in the expression of a fusion protein containing the N-terminal portion of PML gene product linked to most of RAR α (retinoic acid receptor). In some cases, a different translocation (t(11;17)) causes the fusion between the zinc finger protein PLZF and RAR α . In the absence of ligand, the wild
30 type RAR α represses target genes by tethering HDAC repressor complexes to the promoter DNA. During normal hematopoiesis, retinoic acid (RA) binds RAR α and displaces the repressor complex, allowing expression of genes implicated in myeloid differentiation. The RAR α fusion proteins occurring in APL patients are no longer responsive to physiological levels of RA and they interfere with the expression of the RA-
35 inducible genes that promote myeloid differentiation. This results in a clonal expansion of promyelocytic cells and development of leukaemia. *In vitro* experiments have shown that

TSA is capable of restoring RA-responsiveness to the fusion RAR α proteins and of allowing myeloid differentiation. These results establish a link between HDACs and oncogenesis and suggest that HDACs are potential targets for pharmaceutical intervention in APL patients. (See, for example, Kitamura et al., 2000; David et al., 1998; 5 Lin et al., 1998).

Furthermore, different lines of evidence suggest that HDACs may be important therapeutic targets in other types of cancer. Cell lines derived from many different cancers (prostate, colorectal, breast, neuronal, hepatic) are induced to differentiate by 10 HDAC inhibitors (Yoshida and Horinouchi, 1999). A number of HDAC inhibitors have been studied in animal models of cancer. They reduce tumour growth and prolong the lifespan of mice bearing different types of transplanted tumours, including melanoma, leukaemia, colon, lung and gastric carcinomas, etc. (Ueda et al., 1994; Kim et al., 1999).

15 Psoriasis is a common chronic disfiguring skin disease which is characterised by well-demarcated, red, hardened scaly plaques: these may be limited or widespread. The prevalence rate of psoriasis is approximately 2%, i.e., 12.5 million sufferers in the triad countries (US/Europe/Japan). While the disease is rarely fatal, it clearly has serious detrimental effects upon the quality of life of the patient: this is further compounded by the 20 lack of effective therapies. Present treatments are either ineffective, cosmetically unacceptable, or possess undesired side effects. There is therefore a large unmet clinical need for effective and safe drugs for this condition.

Psoriasis is a disease of complex etiology. Whilst there is clearly a genetic component, 25 with a number of gene loci being involved, there are also undefined environmental triggers. Whatever the ultimate cause of psoriasis, at the cellular level, it is characterised by local T-cell mediated inflammation, by keratinocyte hyperproliferation, and by localised angiogenesis. These are all processes in which histone deacetylases have been implicated (see, e.g., Saunders et al., 1999; Bernhard et al., 1999; Takahashi et al., 1996; 30 Kim et al., 2001). Therefore HDAC inhibitors may be of use in therapy for psoriasis. Candidate drugs may be screened, for example, using proliferation assays with T-cells and/or keratinocytes.

Thus, one aim of the present invention is the provision of compounds which are potent 35 inhibitors of histone deacetylases (HDACs). There is a pressing need for such

- 7 -

compounds, particularly for use as antiproliferatives, for example, anti-cancer agents, agents for the treatment of psoriasis, etc.

Such molecules desirably have one or more of the following properties and/or effects:

- 5 (a) easily gain access to and act upon tumour cells;
(b) down-regulate HDAC activity;
(c) inhibit the formation of HDAC complexes;
(d) inhibit the interactions of HDAC complexes;
(e) inhibit tumour cell proliferation;
10 (e) promote tumour cell apoptosis;
(f) inhibit tumour growth; and,
(g) complement the activity of traditional chemotherapeutic agents.

A number of carbamic acid compounds have been described.

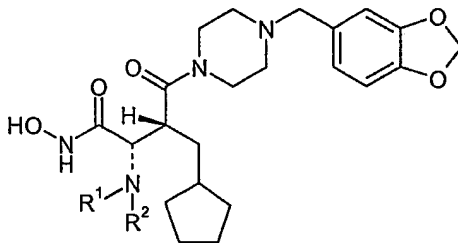
15

Certain classes of carbamic acid compounds which inhibit HDAC are described in Watkins et al., 2002a, 2002b, and 2002c.

Piperazino Amides

20

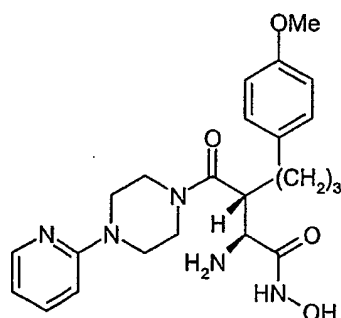
Alpegiani et al., 1999, describe compounds of the following type (Q^2 has backbone=2; is alkylene; is α -substituted) which are proposed to be useful in the treatment of diseases involving matrix metalloproteases (MMPs) and/or tumor necrosis factor α (TNF- α).



25

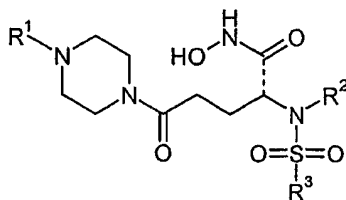
- 8 -

Alpegiani et al., 1999, also describes the following compound (Q^2 has backbone=2; is alkylene; is α -substituted):

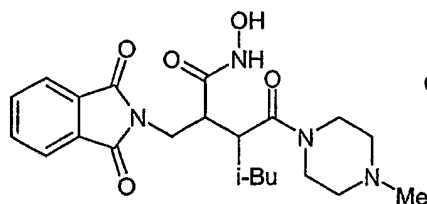


Example 42 (page 15)

- 5 Billedeau et al., 2000, describe compounds of the following type (wherein R^1 is, e.g., phenyl) (Q^2 has backbone=3; is alkylene; is α -substituted), which apparently inhibit procollagen C-proteinase, and are proposed for use in the treatment of fibrotic diseases.

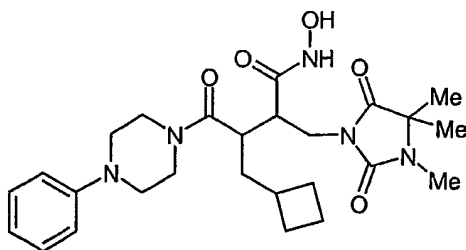


- 10 Broadhurst et al., 1993, describe the following compound (Q^2 has backbone=2; is alkylene; is α -substituted), which apparently inhibits collagenase.



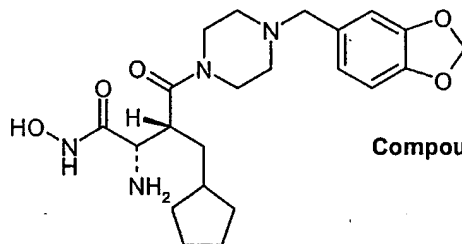
Compound F (page 9)

- 15 Broadhurst et al., 1995, describe the following compound (Q^2 has backbone=2; is alkylene; is α -substituted), which apparently inhibits collagenase, and is proposed for use in the treatment of cancer, arteriosclerosis and inflammation.



Example 18 (page 15)

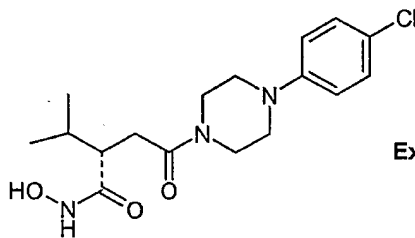
Hou et al., 2001, describe the following compound (Q^2 has backbone=2; is alkylene; is α -substituted), which apparently inhibits the proteinase gelatinase-A.



Compound a15 (page 5314)

5

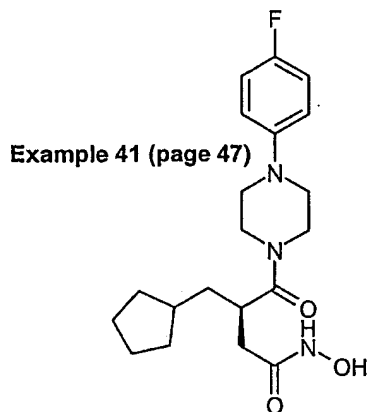
Owen et al., 2001, describe the following compound (Q^2 has backbone=2; is alkylene), which apparently inhibits certain MMPs, and is proposed for use in the treatment of inflammation.



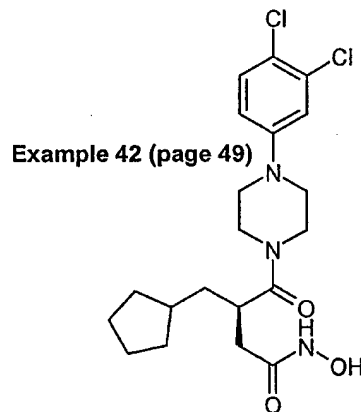
Example 4 (page 20)

10

Pratt et al., 2001, describe the following compounds (Q^2 has backbone=2; is alkylene), which apparently have anti-bacterial activity.



Example 41 (page 47)



Example 42 (page 49)

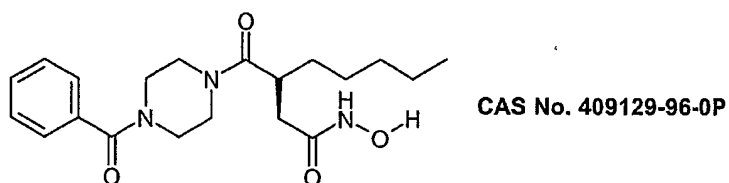
15

Piperazino Bisamides

A number of hydroxamic acids comprising a piperazine moiety with carbonyl groups adjacent to each nitrogen atom of the piperazine moiety are known.

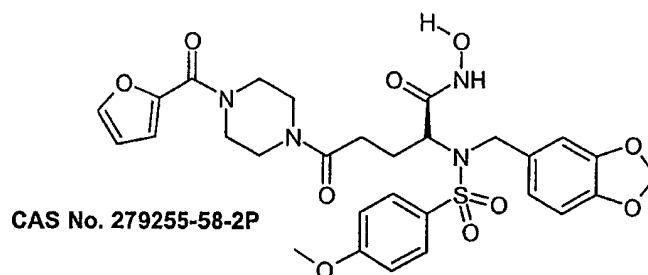
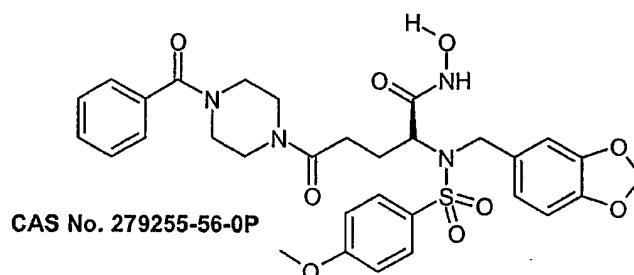
- 10 -

Chong et al., 2002 describe the following compound (Q^2 has backbone=2; is alkylene) as an inhibitor of peptide deformylase for use as an antibiotic.



5

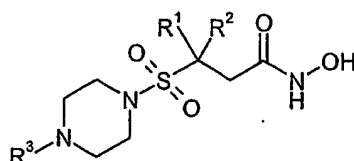
Billedeau et al., 2000 describe the following two compounds (Q^2 has backbone=3; is alkylene; is α -substituted) as inhibitors of procollagen C-proteinase for use in the treatment of fibrosis, sclerosis, arthritis and acute respiratory distress syndrome.



10

Piperazino Sulfonamides

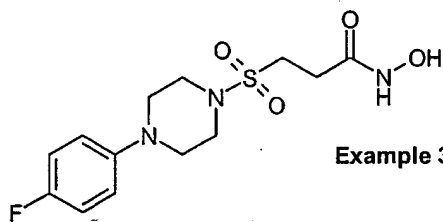
Barlaam et al., 2000, describe compounds of the following type (wherein R^3 may be, e.g., phenyl) (Q^2 has backbone=2; is alkylene; is optionally β -substituted), which apparently inhibit MMP-13.



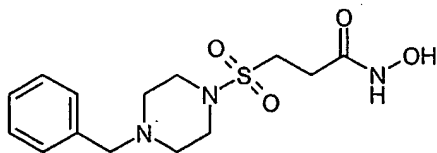
15

- 11 -

Two examples of such compounds (Q^2 has backbone=2; is alkylene) include the following.



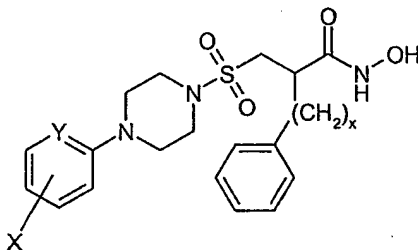
Example 3 (page 29)



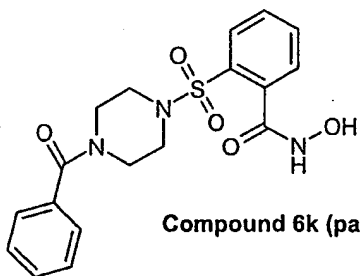
Example 4 (page 31)

5

Barlaam et al., 2001, describe compounds of the following type (Q^2 has backbone=2; is alkylene) which apparently inhibit MMP-13 and collagenase 3.



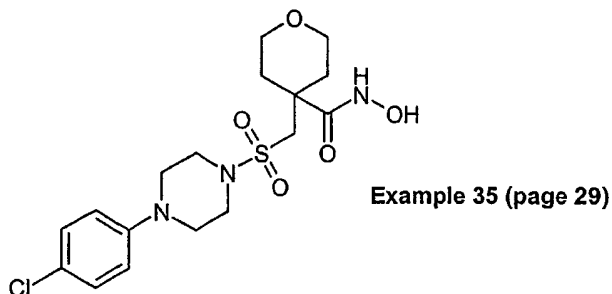
10 Barta et al., 2000, describe the following compound (Q^2 has backbone=2; is phenylene), which apparently inhibits MMP-2 and MMP-13.



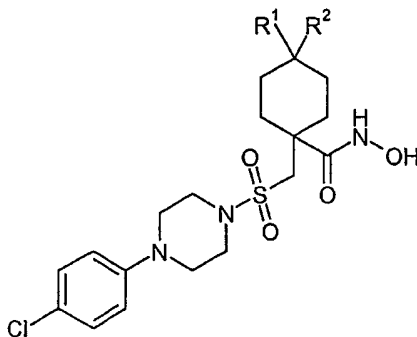
Compound 6k (page 2816)

- 12 -

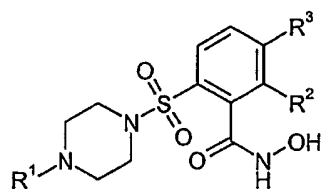
Baxter et al., 1999, (Darwin Discovery, UK) describe the following compound (Q² has backbone=2; is alkylene), which apparently inhibits certain MMPs.



- 5 Baxter et al., 2000, (Darwin Discovery, UK) describe compounds of the following type (Q² has backbone=2; is alkylene), which apparently inhibitor certain MMPs.

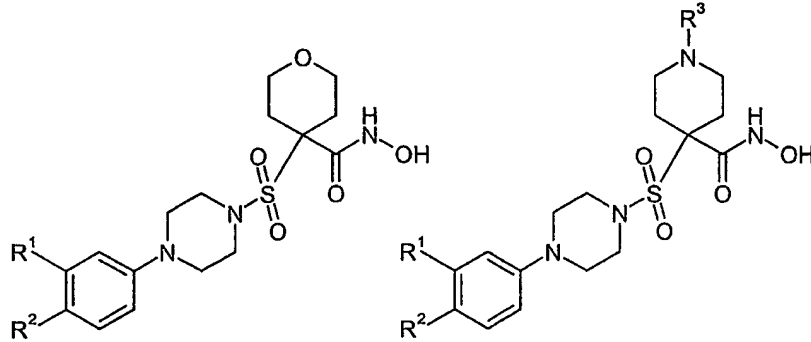


- 10 Bedell et al., 2000, and Bedell et al., 2001, describe compounds of the following type (Q² has backbone=2; is phenylene), which apparently inhibit certain MMPs.

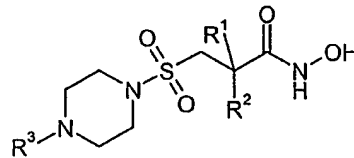


- 13 -

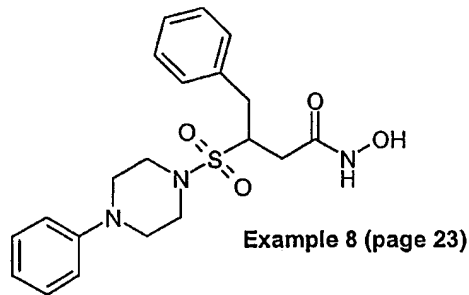
De Crescenzo et al., 2000, describe compounds of the following type (Q^2 has backbone=2; is alkylene), which apparently inhibit certain MMPs.



- 5 Hannah et al., 2001, (Darwin Discovery, UK) describe compounds of the following type (Q^2 has backbone=2; is alkylene; is optionally α -substituted), which apparently inhibit certain MMPs.

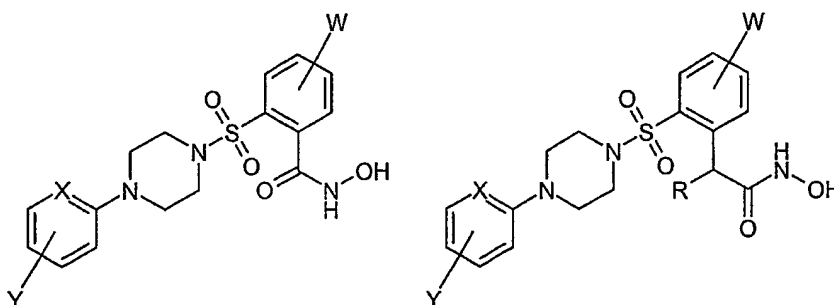


- 10 Martin et al., 2000, describes the following compound (Q^2 has backbone=2; is alkylene), which apparently inhibits certain MMPs.

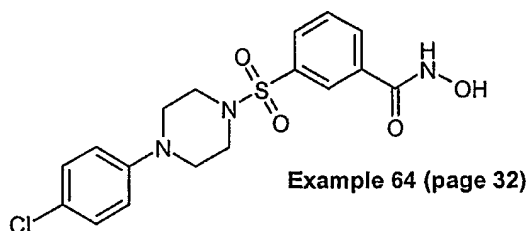


- 14 -

Owen et al., 2000, (Darwin Discovery, UK) describe compounds of the following type (Q² has backbone=2; is phenylene), which are apparently inhibit certain MMPs.



- 5 Owen et al., 2000, (Darwin Discovery, UK) also describes the following compound (Q² has backbone=3; is phenylene):



SUMMARY OF THE INVENTION

10

One aspect of the invention pertains to active carbamic acid compounds, as described herein.

15

Another aspect of the invention pertains to active compounds, as described herein, which inhibit HDAC activity.

20

Another aspect of the invention pertains to active compounds, as described herein, which treat conditions which are known to be mediated by HDAC, or which are known to be treated by HDAC inhibitors (such as, e.g., trichostatin A).

25

Another aspect of the invention pertains to active compounds, as described herein, which (a) regulate (e.g., inhibit) cell proliferation; (b) inhibit cell cycle progression; (c) promote apoptosis; or (d) a combination of one or more of these.

Another aspect of the invention pertains to active compounds, as described herein, which are anti-HDAC agents, and which treat a condition mediated by HDAC.

Another aspect of the invention pertains to active compounds, as described herein, which are anticancer agents, and which treat cancer.

5 Another aspect of the invention pertains to active compounds, as described herein, which are antiproliferative agents, and which treat a proliferative condition.

Another aspect of the invention pertains to active compounds, as described herein, which are antipsoriasis agents, and which treat psoriasis.

10

Another aspect of the present invention pertains to a composition comprising a compound, as described herein, and a carrier.

15

Another aspect of the present invention pertains to a composition comprising a compound, as described herein, and a pharmaceutically acceptable carrier.

20

Another aspect of the present invention pertains to methods of inhibiting HDAC in a cell, comprising contacting said cell with an effective amount of an active compound, as described herein, whether *in vitro* or *in vivo*.

25

Another aspect of the present invention pertains to methods of (a) regulating (e.g., inhibiting) cell proliferation; (b) inhibiting cell cycle progression; (c) promoting apoptosis; or (d) a combination of one or more of these, comprising contacting a cell with an effective amount of an active compound, as described herein, whether *in vitro* or *in vivo*.

30

Another aspect of the present invention pertains to methods of treating a condition which is known to be mediated by HDAC, or which is known to be treated by HDAC inhibitors (such as, e.g., trichostatin A), comprising administering to a subject in need of treatment a therapeutically-effective amount of an active compound, as described herein.

35

Another aspect of the present invention pertains to methods of treating cancer, comprising administering to a subject in need of treatment a therapeutically-effective amount of an active compound, as described herein.

- 16 -

Another aspect of the present invention pertains to methods of treating a proliferative condition comprising administering to a subject in need of treatment a therapeutically-effective amount of an active compound, as described herein.

5 Another aspect of the present invention pertains to methods of treating psoriasis comprising administering to a subject in need of treatment a therapeutically-effective amount of an active compound, as described herein.

10 Another aspect of the present invention pertains to an active compound, as described herein, for use in a method of treatment of the human or animal body by therapy.

15 Another aspect of the present invention pertains to use of an active compound, as described herein, for the manufacture of a medicament for use in the treatment of a condition mediated by HDAC, a condition known to be treated by HDAC inhibitors (such as, e.g., trichostatin A), cancer, a proliferative condition, psoriasis, or other condition as described herein.

20 Another aspect of the present invention pertains to a kit comprising (a) the active compound, preferably provided as a pharmaceutical composition and in a suitable container and/or with suitable packaging; and (b) instructions for use, for example, written instructions on how to administer the active compound.

25 Another aspect of the present invention pertains to compounds *obtainable* by a method of synthesis as described herein, or a method comprising a method of synthesis as described herein.

30 Another aspect of the present invention pertains to compounds *obtained* by a method of synthesis as described herein, or a method comprising a method of synthesis as described herein.

Another aspect of the present invention pertains to novel intermediates, as described herein, which are suitable for use in the methods of synthesis described herein.

35 Another aspect of the present invention pertains to the use of such novel intermediates, as described herein, in the methods of synthesis described herein.

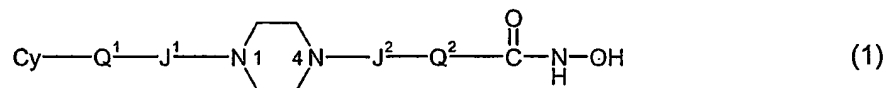
As will be appreciated by one of skill in the art, features and preferred embodiments of one aspect of the invention will also pertain to other aspects of the invention.

DETAILED DESCRIPTION OF THE INVENTION

5

Compounds

In one aspect, the present invention pertains to carbamic acid compounds of the formula:



wherein:

- 10 Cy is independently a cyclyl group;
 Q¹ is independently a covalent bond or cyclyl leader group;
 the piperazin-1,4-diyl group is optionally substituted;
 J¹ is independently a covalent bond or -C(=O)- ;
 J² is independently -C(=O)- or -S(=O)₂- ;
 15 Q² is independently an acid leader group;

wherein:

- Cy is independently:
 C₃₋₂₀carbocyclyl,
 20 C₃₋₂₀heterocyclyl, or
 C₅₋₂₀aryl;
 and is optionally substituted;
 Q¹ is independently:
 a covalent bond;
 25 C₁₋₇alkylene; or
 C₁₋₇alkylene-X-C₁₋₇alkylene, -X-C₁₋₇alkylene, or C₁₋₇alkylene-X-,
 wherein X is -O- or -S-;
 and is optionally substituted;
 Q² is independently:
 30 C₄₋₈alkylene;
 and is optionally substituted;
 and has a backbone length of at least 4 atoms;
 or:
 Q² is independently:

- 18 -

C₅₋₂₀arylene;
C₅₋₂₀arylene-C₁₋₇alkylene;
C₁₋₇alkylene-C₅₋₂₀arylene; or,
C₁₋₇alkylene-C₅₋₂₀arylene-C₁₋₇alkylene;
5 and is optionally substituted;
and has a backbone length of at least 4 atoms;

and pharmaceutically acceptable salts, solvates, amides, esters, ethers, chemically
protected forms, and prodrugs thereof.

10

In preferred embodiments, the carbamic acid group, -C(=O)NHOH, is unmodified (e.g., is
not an ester).

15

Note that each of the groups -J¹-Q¹-Cy and -J²-Q²-C(=O)NHOH is a monovalent and
monodentate species; and that it not intended that these groups be linked, other than
via the N-1 and N-4 atoms, respectively, of the piperazin-1,4-diyl group.

The Piperazin-1,4-diyl Group

20

The piperazin-1,4-diyl group is optionally substituted, i.e., unsubstituted or substituted.

In one embodiment, the piperazin-1,4-diyl group is unsubstituted (i.e., unsubstituted at the
2-, 3-, 5-, and 6-positions).

25

In one embodiment, the piperazin-1,4-diyl group is substituted (i.e., substituted at one or
more the 2-, 3-, 5-, and 6-positions).

30

For example, in one embodiment, the piperazin-1,4-diyl group is substituted
(i.e., substituted at one or more the 2-, 3-, 5-, and 6-positions with C₁₋₄alkyl, for example, -
Me or -Et.

For example, in one embodiment, the piperazin-1,4-diyl group is:
unsubstituted piperazin-1,4-diyl or 2-methyl-piperazin-1,4-diyl.

35

The piperazin-1,4-diyl group may be in any conformation, including, but not limited to,
chair-, boat-, or twist-forms.

The Linkers, J¹ and J²

In one embodiment, J¹ is independently a covalent bond.

- 5 In one embodiment, J¹ is independently -C(=O)-.

In one embodiment, J² is independently -C(=O)-.

In one embodiment, J² is independently -S(=O)₂-.

- 10 In one embodiment:

J¹ is a covalent bond and J² is -C(=O)-; or:

J¹ is -C(=O)- and J² is -C(=O)-; or:

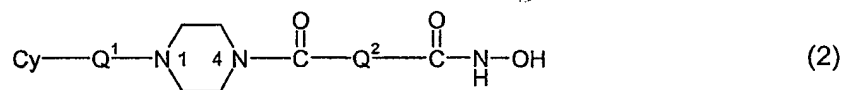
J¹ is a covalent bond and J² is -S(=O)₂-.

- 15 In one embodiment:

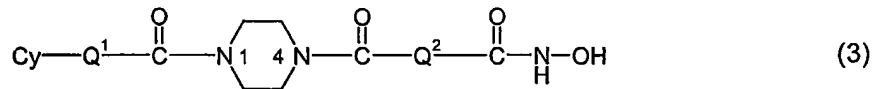
J¹ is a covalent bond and J² is -C(=O)-; or:

J¹ is -C(=O)- and J² is -C(=O)-.

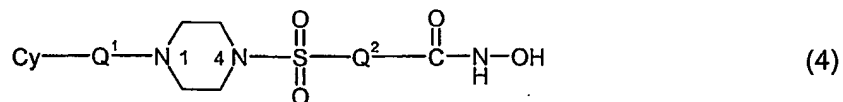
- 20 In one embodiment, J¹ is a covalent bond and J² is -C(=O)- (and the compounds may be referred to as "piperazino-amides"):



In one embodiment, J¹ is -C(=O)- and J² is -C(=O)- (and the compounds may be referred to as "piperazino-bisamides"):

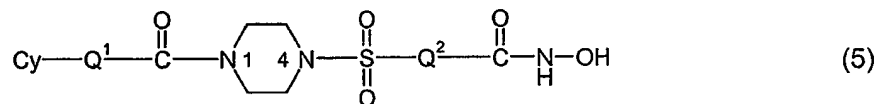


- 25 In one embodiment, J¹ is a covalent bond and J² is -S(=O)₂- (and the compounds may be referred to as "piperazino-sulfonamides"):



- 20 -

In one embodiment, J¹ is -C(=O)- and J² is -S(=O)₂- (and the compounds may be referred to as "piperazino-amide-sulfonamides"):



5 For the avoidance of doubt, it is intended that, if there is a -C(=O)- group immediately adjacent to the N-1 atom of the piperazin-1-4-diyl group, then that -C(=O)- group must be assigned as J¹ (that is, J¹ is -C(=O)-) and not as part of Q¹ (e.g., as part of an oxo-substituted Q¹ group). For example, if the Cy-Q¹-J¹- group is Ph-CH₂-C(=O)-, then Cy is Ph-, Q¹ is -CH₂-, and J¹ is -C(=O)-.

10 Assigning the Cyclyl Group, Cy

If, within the group -J¹-Q¹-Cy, there is a plurality of candidate groups satisfying the definition of Cy (referred to as candidate Cy groups), then the candidate Cy group which is furthest from from the N-1 atom of the piperazin-1,4-diyl group is identified as Cy (and referred to as "the relevant Cy group").

In this context, distance (e.g., further, furthest) is measured as the number of chain atoms in the shortest continuous chain linking the groups (i.e., the N-1 atom and Cy).

20 If there is a plurality of furthest candidate Cy groups, then the one (including any substituents) with the largest molecular weight is the relevant one.

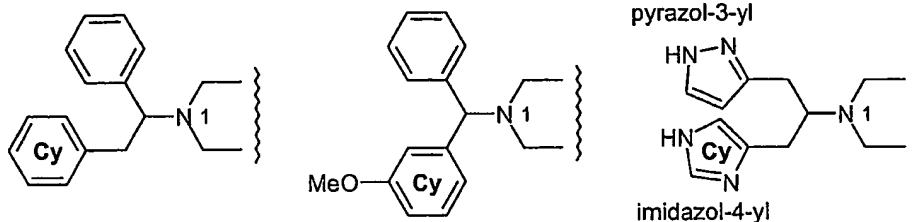
If there is a plurality of furthest heaviest candidate Cy groups, then the one (excluding any substituents) with the most annular heteroatoms is the relevant one.

25

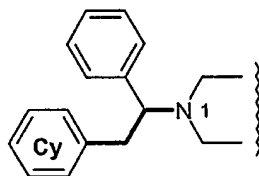
If there is a plurality of furthest heaviest candidate Cy groups with the most annular heteroatoms, then the one with an IUPAC name which alphabetically precedes the other(s), is the relevant one.

- 21 -

Some illustrative examples are shown below.



If the group, Q^1 , is a cyclyl leader group (i.e., not a covalent bond) and/or J^1 is $-C(=O)-$,
 5 the group $-Q^1-J^1-$ has a backbone length, as determined by the number of chain atoms in the shortest continuous chain of atoms linking the relevant cyclyl group, Cy, and the N-1 atom of the piperazin-1,4-diyl group. In the following example, $-Q^1-J^1-$ has a backbone length of 2.



10

The Cyclyl Group, Cy

Cy is independently: C_{3-20} carbocyclyl, C_{3-20} heterocyclyl, or C_{5-20} aryl; and is optionally substituted.

15

In one embodiment, Cy is independently C_{3-20} carbocyclyl; and is optionally substituted.

In one embodiment, Cy is independently monocyclic C_{3-7} carbocyclyl, and is optionally substituted.

20

In one embodiment, Cy is independently monocyclic C_{5-6} carbocyclyl, and is optionally substituted.

25

In one embodiment, Cy is independently C_{3-20} carbocyclyl derived from one of the following: cyclopropane, cyclobutane, cyclopentane, cyclohexane, cyclopentene, cyclohexene, norbornane, adamantane, cyclopentanone, and cyclohexanone; and is optionally substituted.

In one embodiment, Cy is independently C_{3-20} heterocyclyl; and is optionally substituted.

In one embodiment, Cy is independently monocyclic C₃₋₇heterocyclyl, and is optionally substituted.

5 In one embodiment, Cy is independently monocyclic C₅₋₆heterocyclyl, and is optionally substituted.

10 In one embodiment, Cy is independently C₃₋₂₀heterocyclyl derived from one of the following: piperidine, azepine, tetrahydropyran, morpholine, azetidine, piperazine, imidazoline, piperazinedione, and oxazolinone; and is optionally substituted.

In one embodiment, Cy is independently C₅₋₂₀aryl; and is optionally substituted.

15 In one embodiment, Cy is independently C₅₋₂₀carboaryl or C₅₋₂₀heteroaryl; and is optionally substituted.

20 In one embodiment, Cy is independently C₅₋₂₀heteroaryl; and is optionally substituted. In one embodiment, Cy is monocyclic C₅₋₂₀heteroaryl; and is optionally substituted. In one embodiment, Cy is monocyclic C₅₋₆heteroaryl; and is optionally substituted.

25 In one embodiment, Cy is independently C₅₋₂₀carboaryl; and is optionally substituted. In one embodiment, Cy is monocyclic C₅₋₂₀carboaryl; and is optionally substituted. In one embodiment, Cy is monocyclic C₅₋₆carboaryl; and is optionally substituted. In one embodiment, Cy is phenyl; and is optionally substituted.

30 In one embodiment, Cy is independently C₅₋₂₀aryl derived from one of the following: benzene, pyridine, furan, indole, pyrrole, imidazole, pyrimidine, pyrazine, pyridazine, naphthalene, quinoline, indole, benzimidazole, benzothiofuran, fluorene, acridine, and carbazole; and is optionally substituted.

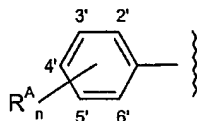
35 Examples of substituents on Cy include, but are not limited to, those described under the heading "Substituents" below.

In one embodiment, the optional substituents on Cy are as defined under the heading "The Cyclyl Group, Cy: Optionally Substituted Phenyl: Substituents."

The Cyclyl Group, Cy: Optionally Substituted Phenyl

In one embodiment, Cy is independently an optionally substituted phenyl group.

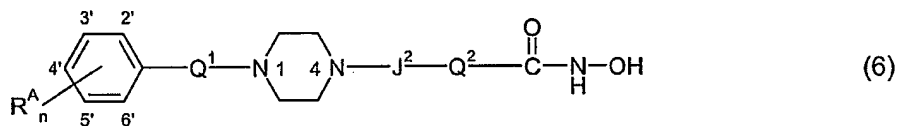
- 5 In one embodiment, Cy is independently an optionally substituted phenyl group of the formula:



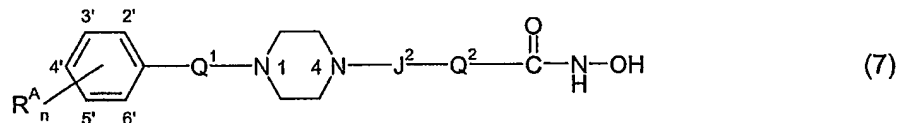
wherein n is independently an integer from 0 to 5, and each R^A is independently a substituent as defined herein.

10

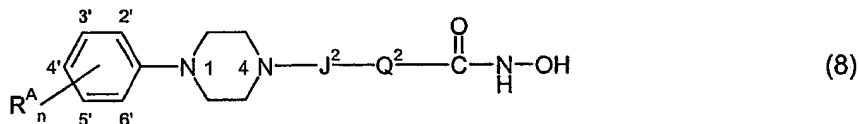
In one embodiment, Cy is an optionally substituted phenyl group, Q¹ is a covalent bond or a cyclyl leader group, J¹ is a covalent bond, and the compounds have the following formula:



- 15 In one embodiment, Cy is an optionally substituted phenyl group, Q¹ is a cyclyl leader group, J¹ is a covalent bond, and the compounds have the following formula:



In one embodiment, Cy is an optionally substituted phenyl group, Q¹ is a covalent bond, J¹ is a covalent bond, and the compounds have the following formula:



20

In one embodiment, n is an integer from 0 to 5.

In one embodiment, n is an integer from 0 to 4.

In one embodiment, n is an integer from 0 to 3.

In one embodiment, n is an integer from 0 to 2.

25

In one embodiment, n is 0 or 1.

- 24 -

In one embodiment, n is an integer from 1 to 5.

In one embodiment, n is an integer from 1 to 4.

In one embodiment, n is an integer from 1 to 3.

In one embodiment, n is 1 or 2.

5 In one embodiment, n is 5.

In one embodiment, n is 4.

In one embodiment, n is 3.

In one embodiment, n is 2.

In one embodiment, n is 1.

10 In one embodiment, n is 0.

If the phenyl group has less than the full complement of ring substituents, R^A , they may be arranged in any combination. For example, if n is 1, R^A may be in the 2'-, 3'-, 4'-, 5'-, or 6'-position. Similarly, if n is 2, the two R^A groups may be in, for example, the 2',3'-, 2',4'-, 15 2',5'-, 2',6'-, 3',4'-, or 3',5'-positions. If n is 3, the three R^A groups may be in, for example, the 2',3',4'-, 2',3',5'-, 2',3',6'-, or 3',4',5'-positions.

In one embodiment, n is 0.

20 In one embodiment, n is 1, and the R^A group is in the 4'-position.

In one embodiment, n is 2, and one R^A group is in the 4'-position, and the other R^A group is in the 2'-position.

25 In one embodiment, n is 2, and one R^A group is in the 4'-position, and the other R^A group is in the 3'-position.

The Cyclyl Group, Cy: Optionally Substituted Phenyl: Substituents

30 Examples of substituents on Cy (e.g., R^A), include, but are not limited to, those described under the heading "Substituents" below.

Further examples of substituents on Cy (e.g., R^A), include, but are not limited to, those described below.

35

- 25 -

In one embodiment, each of the substituents on Cy (e.g., each R^A), is independently selected from:

- (1) ester;
- (2) amido;
- 5 (3) acyl;
- (4) halo;
- (5) hydroxy;
- (6) ether;
- (7) C₁₋₇alkyl, including substituted C₁₋₇alkyl;
- 10 (8) C₅₋₂₀aryl, including substituted C₅₋₂₀aryl;
- (9) sulfonyl;
- (10) sulfonamido;
- (11) amino;
- (12) morpholino;
- 15 (13) nitro;
- (14) cyano.

In one embodiment, each of the substituents on Cy (e.g., each R^A), is independently selected from:

- 20 (1) -C(=O)OR¹, wherein R¹ is independently C₁₋₇alkyl as defined in (7);
- (2) -C(=O)NR²R³, wherein each of R² and R³ is independently -H or C₁₋₇alkyl as defined in (7);
- (3) -C(=O)R⁴, wherein R⁴ is independently C₁₋₇alkyl as defined in (7) or C₅₋₂₀aryl as defined in (8);
- 25 (4) -F, -Cl, -Br, -I;
- (5) -OH;
- (6) -OR⁵, wherein R⁵ is independently C₁₋₇alkyl as defined in (7) or C₅₋₂₀aryl as defined in (8);
- 30 (7) C₁₋₇alkyl, including substituted C₁₋₇alkyl, e.g.,
halo-C₁₋₇alkyl;
amino-C₁₋₇alkyl (e.g., -(CH₂)_w-amino);
carboxy-C₁₋₇alkyl (e.g., -(CH₂)_w-COOH);
hydroxy-C₁₋₇alkyl (e.g., -(CH₂)_w-OH);
C₁₋₇alkoxy-C₁₋₇alkyl (e.g., -(CH₂)_w-O-C₁₋₇alkyl);
- 35 C₅₋₂₀aryl-C₁₋₇alkyl;
wherein w is 1, 2, 3, or 4;

- 26 -

- (8) C₅₋₂₀aryl, including substituted C₅₋₂₀aryl;
- (9) -SO₂R⁷, wherein R⁷ is independently C₁₋₇alkyl as defined in (7) or C₅₋₂₀aryl as defined in (8);
- (10) -SO₂NR⁸R⁹, wherein each of R⁸ and R⁹ is independently -H or C₁₋₇alkyl as defined in (7);
- 5 (11) -NR¹⁰R¹¹, wherein each of R¹⁰ and R¹¹ is independently -H or C₁₋₇ alkyl as defined in (7);
- (12) morpholino;
- (13) nitro;
- 10 (14) cyano.

In one embodiment, each of the substituents on Cy (e.g., each R^A), is independently selected from:

- (1) -C(=O)OMe, -C(=O)OEt, -C(=O)O(Pr), -C(=O)O(iPr), -C(=O)O(nBu), -C(=O)O(sBu),
 15 -C(=O)O(iBu), -C(=O)O(tBu), -C(=O)O(nPe);
 -C(=O)OCH₂CH₂OH, -C(=O)OCH₂CH₂OMe, -C(=O)OCH₂CH₂OEt;
- (2) -(C=O)NH₂, -(C=O)NMe₂, -(C=O)NEt₂, -(C=O)N(iPr)₂, -(C=O)N(CH₂CH₂OH)₂;
- (3) -(C=O)Me, -(C=O)Et, -(C=O)-cHex, -(C=O)Ph;
- (4) -F, -Cl, -Br, -I;
- 20 (5) -OH;
- (6) -OMe, -OEt, -O(iPr), -O(tBu), -OPh;
 -OCF₃, -OCH₂CF₃;
 -OCH₂CH₂OH, -OCH₂CH₂OMe, -OCH₂CH₂OEt;
 -OCH₂CH₂NH₂, -OCH₂CH₂NMe₂, -OCH₂CH₂N(iPr)₂;
- 25 -OPh, -OPh-Me, -OPh-OH, -OPh-OMe, O-Ph-F, -OPh-Cl, -OPh-Br, -OPh-I;
- (7) -Me, -Et, -nPr, -iPr, -nBu, -iBu, -sBu, -tBu, -nPe;
 -CF₃, -CH₂CF₃;
 -CH₂CH₂OH, -CH₂CH₂OMe, -CH₂CH₂OEt;
 -CH₂CH₂NH₂, -CH₂CH₂NMe₂, -CH₂CH₂N(iPr)₂;
- 30 -CH₂-Ph;
- (8) -Ph, -Ph-Me, -Ph-OH, -Ph-OMe, -Ph-F, -Ph-Cl, -Ph-Br, -Ph-I;
- (9) -SO₂Me, -SO₂Et, -SO₂Ph;
- (10) -SO₂NH₂, -SO₂NMe₂, -SO₂NEt₂;
- (11) -NMe₂, -NEt₂;
- 35 (12) morpholino;
- (13) -NO₂;

- 27 -

(14) -CN.

In one embodiment, each of the substituents on Cy (e.g., each R^A), is independently selected from:

- 5 -C(=O)OMe, -C(=O)O(Pr), -C(=O)NHMe, -C(=O)Et, C(=O)Ph,
-OCH₂CH₂OH, -OMe, -OPh,
-nPr, iPr, -CF₃, -CH₂CH₂OH, -CH₂CH₂NMe₂,
-Ph, -Ph-F, -Ph-Cl,
-SO₂Me, -SO₂Me₂, -NMe₂,
10 -F, -Cl, -Me, -Et, -OMe, -OEt, -CH₂-Ph, -O-CH₂-Ph.

In one embodiment, each of the substituents on Cy (e.g., each R^A), is independently selected from:

- 15 -F, -Cl, -Me, -Et, -OMe, -OEt, -Ph, -OPh, -CH₂-Ph, -O-CH₂-Ph.

15

Examples of some preferred substituents on Cy (e.g., R^A), include, but are not limited to, the following: fluoro, chloro, bromo, iodo, methyl, ethyl, isopropyl, t-butyl, cyano, trifluoromethyl, hydroxy, methoxy, ethoxy, isopropoxy, trifluoromethoxy, phenoxy, methylthio, trifluoromethylthio, hydroxymethyl, amino, dimethylamino, diethylamino,
20 morpholino, amido (unsubstituted, i.e., -CONH₂), acetamido, acetyl, nitro, sulfonamido (unsubstituted, i.e., -SO₂NH₂), and phenyl.

The Cyclyl Leader Group, Q¹

25 In one embodiment, Q¹ is independently:

- a covalent bond; or
- a cyclyl leader group;
- and is optionally substituted.

30 In one embodiment, Q¹ is independently:

- a covalent bond.

In one embodiment, Q¹ is independently:

- 35
- a cyclyl leader group;
 - and is optionally substituted.

- 28 -

In one embodiment, Q¹ is independently:

a covalent bond;

C₁₋₇alkylene; or

C₁₋₇alkylene-X-C₁₋₇alkylene, -X-C₁₋₇alkylene, or C₁₋₇alkylene-X-;

5 wherein X is -O- or -S-;

and is optionally substituted.

In one embodiment, Q¹ is independently:

a covalent bond; or

10 a C₁₋₇alkylene group;

and is optionally substituted.

In one embodiment, Q¹ is independently:

a C₁₋₇alkylene group;

15 and is optionally substituted.

In one embodiment, Q¹ is independently:

C₁₋₇alkylene-X-C₁₋₇alkylene, -X-C₁₋₇alkylene, or C₁₋₇alkylene-X-;

wherein X is -O- or -S-;

20 and is optionally substituted.

In one embodiment, in the above alkylene groups, each alkylene group is independently:

(a) a saturated C₁₋₇alkylene group; or:

(b) a partially unsaturated C₂₋₇alkylene group; or:

25 (c) an aliphatic C₁₋₇alkylene group; or:

(d) a linear C₁₋₇alkylene group; or:

(e) a branched C₂₋₇alkylene group; or:

(f) a saturated aliphatic C₁₋₇alkylene group; or:

(g) a saturated linear C₁₋₇alkylene group; or:

30 (h) a saturated branched C₂₋₇alkylene group; or:

(i) a partially unsaturated aliphatic C₂₋₇alkylene group; or:

(j) a partially unsaturated linear C₂₋₇alkylene group; or:

(k) a partially unsaturated branched C₂₋₇alkylene group;

and is optionally substituted.

35

- 29 -

In one embodiment, the above alkylene groups have a maximum number of carbon atoms of 4, e.g., C₁₋₄alkylene, C₂₋₄alkylene.

5 In one embodiment, the above alkylene groups have a maximum number of carbon atoms of 3, e.g., C₁₋₃alkylene, C₂₋₃alkylene.

In one embodiment, Q¹ is selected so that the N-1 atom of the piperazin-1,4-diyl group is not connected to a carbon atom which is connected to another carbon atom via a non-aromatic carbon-carbon double bond (i.e., C=C). That is, the N-1 atom of the piperazin-1,4-diyl group is not adjacent to a non-aromatic carbon-carbon double bond (i.e., C=C).
10 In this way, groups such as -CH=CH- and -CH₂-CH=CH- are excluded from Q¹, but groups such as -CH=CH-CH₂- are not. Additional embodiments include other embodiments described herein (e.g., those described above) further limited by this restriction upon Q¹.

15

The Cyclyl Leader Group, Q¹: Covalent Bond

In one embodiment:

20 Q¹ is independently a covalent bond;
J¹ is independently a covalent bond;
J² is independently -C(=O)-.

In one embodiment:

25 Q¹ is independently a covalent bond;
J¹ is independently -C(=O)-;
J² is independently -C(=O)-.

In one embodiment:

30 Q¹ is independently a covalent bond;
J¹ is independently a covalent bond;
J² is independently -S(=O)₂-.

In one embodiment:

35 Q¹ is independently a covalent bond;
J¹ is independently -C(=O)-;
J² is independently -S(=O)₂-.

The Cyclyl Leader Group, Q¹: Backbone Length

5 The group -J¹-Q¹- has a backbone length, as determined by the number of chain atoms in the shortest continuous chain of atoms linking the relevant Cy group and the N-1 atom of the piperazin-1,4-diyl group.

10 In one embodiment, the group -J¹-Q¹- has a backbone of:
from 1 to 7 atoms;
from 1 to 6 atoms;
from 1 to 5 atoms;
from 1 to 4 atoms; or,
from 1 to 3 atoms.

15 In one embodiment, the group -J¹-Q¹- has a backbone of at least 2 atoms. In this way, groups such as methylene (-CH₂-) and substituted methylene (-CR₂- and -CHR-) are excluded.

20 In one embodiment, the group -J¹-Q¹- has a backbone of at least 3 atoms.
In one embodiment, the group -J¹-Q¹- has a backbone of at least 4 atoms.
In one embodiment, the group -J¹-Q¹- has a backbone of at least 5 atoms.

25 In one embodiment, the group -J¹-Q¹- has a backbone of:
from 2 to 7 atoms;
from 2 to 6 atoms; or,
from 2 to 5 atoms.

30 In one embodiment, the group -J¹-Q¹- has a backbone of:
from 3 to 7 atoms;
from 3 to 6 atoms; or,
from 3 to 5 atoms.

35 In one embodiment, the group -J¹-Q¹- has a backbone of:
from 4 to 7 atoms;
from 4 to 6 atoms; or,
from 4 to 5 atoms.

In one embodiment, the group $-J^1-Q^1-$ has a backbone of 1 atom.

In one embodiment, the group $-J^1-Q^1-$ has a backbone of 2 atoms.

In one embodiment, the group $-J^1-Q^1-$ has a backbone of 3 atoms.

5 In one embodiment, the group $-J^1-Q^1-$ has a backbone of 4 atoms.

In one embodiment, the group $-J^1-Q^1-$ has a backbone of 5 atoms.

In one embodiment, the backbone of "atoms" is a backbone of "carbon atoms."

10 Note that, for embodiments which are characterised by, or further characterised by, a backbone length limitation, corresponding changes in the description of that embodiment may be implicit. For example, for an embodiment wherein (a) Q^1 is a partially unsaturated C_{2-7} alkylene group and (b) Q^1 has a backbone of 4 carbon atoms, the term " C_{2-7} alkylene" group is necessarily, and implicitly, interpreted as " C_{4-7} alkylene."

15

The Cyclyl Leader Group, Q^1 : Substituents

In one embodiment, Q^1 , if other than a covalent bond, is unsubstituted.

In one embodiment, Q^1 , if other than a covalent bond, is optionally substituted.

20 In one embodiment, Q^1 , if other than a covalent bond, is substituted.

Examples of substituents on Q^1 include, but are not limited to, those described under the heading "Substituents" below.

25 In one embodiment, substituents on Q^1 , if present, are as defined under the heading "The Cyclyl Group, Cy: Optionally Substituted Phenyl: Substituents."

In one embodiment, substituents on Q^1 , if present, are independently: halo, hydroxy, ether (e.g., C_{1-7} alkoxy), C_{5-20} aryl, acyl, amino, amido, acylamido, or oxo.

30

In one embodiment, substituents on Q^1 , if present, are independently: -F, -Cl, -Br, -I, -OH, -OMe, -OEt, -OPr, -Ph, -NH₂, -CONH₂, or =O.

In one embodiment, substituents on Q^1 , if present, are independently -OH or -Ph.

35

In one embodiment, substituents on Q^1 , if present, are independently -Ph.

For example, in one embodiment, Q¹ is unsubstituted methylene, and is -CH₂-; in one embodiment, Q¹ phenyl (-Ph) substituted methylene, and is -CH(Ph)-.

5 For example, in one embodiment, Q¹ is unsubstituted ethylene, and is -CH₂-CH₂-; in one embodiment, Q¹ is oxo (=O) substituted ethylene, and is -C(=O)-CH₂-; in one embodiment, Q¹ is hydroxy (-OH) substituted ethylene, and is -CH(OH)-CH₂-; in one embodiment, Q¹ is phenyl (-Ph) substituted ethylene, and is -CH₂CH(Ph)-.

10 Again, for the avoidance of doubt, it is intended that, if there is a -C(=O)- group immediately adjacent to the N-1 atom of the piperazin-1-4-diyl group, then that -C(=O)- group must be assigned as J¹ (that is, J¹ is -C(=O)-) and not as part of Q¹ (e.g., as part of an oxo-substituted Q¹ group). For example, if the Cy-Q¹-J¹- group is Ph-CH₂-C(=O)-, then Cy is Ph-, Q¹ is -CH₂-, and J¹ is -C(=O)-.

15

The Cyclyl Leader Group, Q¹: Alkylene: Certain Embodiments

Note that, for embodiments excluding, e.g., a covalent bond, certain backbone lengths, absence of adjacent carbon-carbon double bonds, etc., it is to be understood that the
20 corresponding species listed below are similarly excluded from the respective embodiments discussed below.

In one embodiment, Q¹ is independently selected from the following:

25

a covalent bond;

-CH₂-, -(CH₂)₂-, -(CH₂)₃-, -(CH₂)₄-, -(CH₂)₅-, -(CH₂)₆-, -(CH₂)₇-;

-CH(CH₃)-;

30

-CH(CH₃)CH₂-, -CH₂CH(CH₃)-;

-CH(CH₃)CH₂CH₂-, -CH₂CH(CH₃)CH₂-, -CH₂CH₂CH(CH₃)-;

-CH(CH₃)CH₂CH₂CH₂-, -CH₂CH(CH₃)CH₂CH₂-, -CH₂CH₂CH(CH₃)CH₂-,

-CH₂CH₂CH₂CH(CH₃)-;

-CH(CH₃)CH₂CH₂CH₂CH₂-, -CH₂CH(CH₃)CH₂CH₂CH₂-,

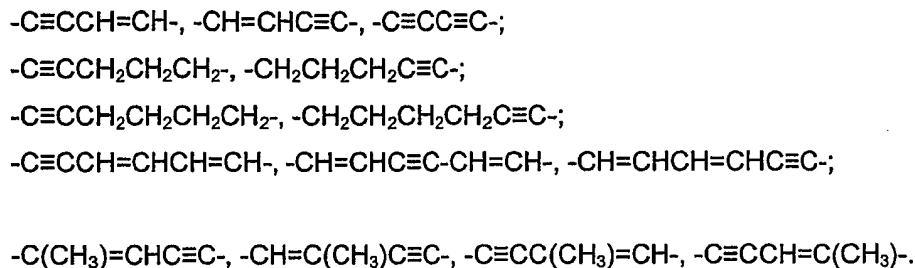
35

-CH₂CH₂CH(CH₃)CH₂CH₂-, -CH₂CH₂CH₂CH(CH₃)CH₂-, -CH₂CH₂CH₂CH₂CH(CH₃)-,

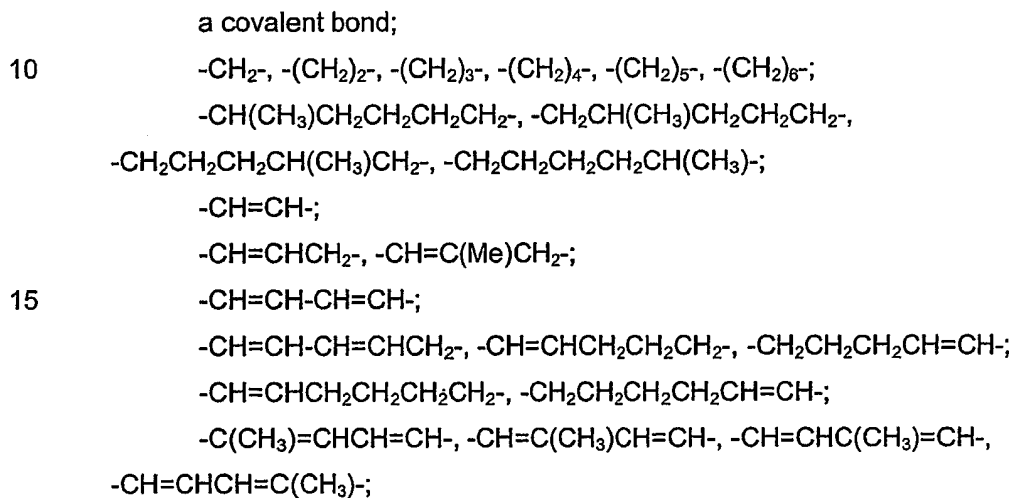
-CH(CH₃)CH₂CH₂CH₂CH(CH₃)-;

- CH(CH₂CH₃)-;
 -CH(CH₂CH₃)CH₂-, -CH₂CH(CH₂CH₃)-;
 -CH(CH₂CH₃)CH₂CH₂-, -CH₂CH(CH₂CH₃)CH₂-, -CH₂CH₂CH(CH₂CH₃)-;
 5 -CH(CH₂CH₃)CH₂CH₂CH₂-, -CH₂CH(CH₂CH₃)CH₂CH₂-,
 -CH₂CH₂CH(CH₂CH₃)CH₂-, -CH₂CH₂CH₂CH(CH₂CH₃)-;
 -CH(CH₂CH₃)CH₂CH₂CH₂CH₂-, -CH₂CH(CH₂CH₃)CH₂CH₂CH₂-,
 -CH₂CH₂CH(CH₂CH₃)CH₂CH₂-, -CH₂CH₂CH₂CH(CH₂CH₃)CH₂-,
 -CH₂CH₂CH₂CH₂CH(CH₂CH₃)-;
 10
 -CH=CH-;
 -CH=CHCH₂-, -CH₂CH=CH-;
 -CH=CHCH₂CH₂-, -CH₂CH=CHCH₂-, -CH₂CH₂CH=CH-;
 -CH=CHCH₂CH₂CH₂-, -CH₂CH=CHCH₂CH₂-, -CH₂CH₂CH=CHCH₂-,
 15 -CH₂CH₂CH₂CH=CH-;
 -CH=CHCH₂CH₂CH₂CH₂-, -CH₂CH=CHCH₂CH₂CH₂-, -CH₂CH₂CH=CHCH₂CH₂-,
 -CH₂CH₂CH₂CH=CHCH₂-, -CH₂CH₂CH₂CH₂CH=CH-;
 20
 -C(CH₃)=CH-, -CH=C(CH₃)-;
 -C(CH₃)=CHCH₂-, -CH=C(CH₃)CH₂-, -CH=CHCH(CH₃)-;
 -CH(CH₃)CH=CH-, -CH₂C(CH₃)=CH-, -CH₂CH=C(CH₃)-;
 25
 -CH=CHCH=CH-;
 -CH=CHCH=CHCH₂-, -CH₂CH=CHCH=CH-, -CH=CHCH₂CH=CH-;
 -CH=CHCH=CHCH₂CH₂-, -CH=CHCH₂CH=CHCH₂-, -CH=CHCH₂CH₂CH=CH-,
 -CH₂CH=CHCH=CHCH₂-, -CH₂CH=CHCH₂CH=CH-, -CH₂CH₂CH=CHCH=CH-;
 30
 -C(CH₃)=CHCH=CH-, -CH=C(CH₃)CH=CH-, -CH=CHC(CH₃)=CH-,
 -CH=CHCH=C(CH₃)-;
 35
 -C≡C-;
 -C≡CCH₂-, -CH₂C≡C-, -C≡CCH(CH₃)-, -CH(CH₃)C≡C-;
 -C≡CCH₂CH₂-, -CH₂C≡CCH₂-, -CH₂CH₂C≡C-;
 -C≡CCH(CH₃)CH₂-, -C≡CCH₂CH(CH₃)-;
 -CH(CH₃)C≡CCH₂-, -CH₂C≡CCH(CH₃)-;
 -CH(CH₃)CH₂C≡C-, -CH₂CH(CH₃)C≡C-;

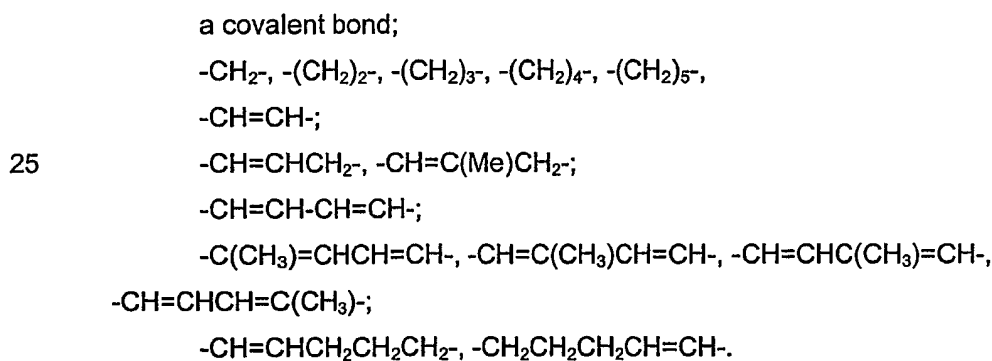
- 34 -



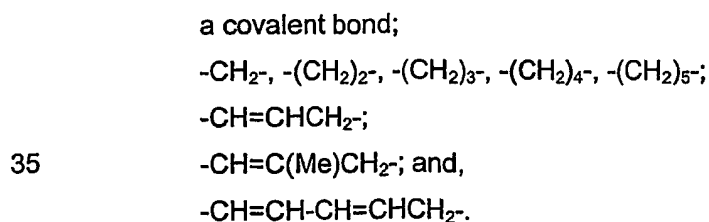
In one embodiment, Q^1 is selected from:



In one embodiment, Q^1 is selected from:



In one embodiment, Q^1 is independently selected from:



In one embodiment, Q¹ is independently selected from:

a covalent bond;

-CH₂-;

5

-CH₂CH₂-;

-CH₂CH₂CH₂-;

-CH=CHCH₂-;

-CH=C(Me)CH₂-; and,

-CH=CH-CH=CHCH₂-.

10

In one embodiment, Q¹ is independently selected from:

a covalent bond;

-CH₂-;

-CH(*Ph)-;

15

-CH₂CH₂-;

-CH(*Ph)CH₂-;

-CH₂CH(*Ph)-;

-CH₂CH₂CH₂-;

-CH=CHCH₂-;

20

-CH=C(Me)CH₂-; and,

-CH=CH-CH=CHCH₂-;

wherein * indicates that the group (e.g., Ph) is optionally substituted with one or more substituents as defined above under the heading "The Cyclyl Group, Cy: Optionally Substituted Phenyl: Substituents."

25

The Cyclyl Leader Group, Q¹: Ethers and Thioethers: Certain Embodiments

Note that, for embodiments excluding, e.g., a covalent bond, certain backbone lengths, absence of adjacent carbon-carbon double bonds, etc., it is to be understood that the corresponding species listed below are similarly excluded from the respective embodiments discussed below.

30

In one embodiment, Q¹ is independently selected from the following:

35

-(CH₂)_a-X-(CH₂)_b-

wherein X is -O- or -S- and

- 36 -

a and b are each independently 1, 2, 3, 4, 5, 6, or 7;
and a+b is at least 1.

In one embodiment, Q¹ is independently selected from the following:

- 5 -O-(CH₂)_a-
 -S-(CH₂)_a-
 -(CH₂)_a-O-
 -(CH₂)_a-S-
 -(CH₂)_a-O-(CH₂)_b-
10 -(CH₂)_a-S-(CH₂)_b-
 wherein a and b are each independently 1, 2, 3, 4, 5, 6, or 7.

In one embodiment, Q¹ is independently selected from the following:

- 15 -O-CH₂-; -O-CH₂CH₂-; -O-CH₂CH₂CH₂-;
 -S-CH₂-; -S-CH₂CH₂-; -S-CH₂CH₂CH₂-;

 -CH₂-O-; -CH₂CH₂-O-; -CH₂CH₂CH₂-O-;
 -CH₂-S-; -CH₂CH₂-S-; -CH₂CH₂CH₂-S-;

20 -CH₂-O-CH₂-; -CH₂-O-CH₂CH₂-; -CH₂CH₂-O-CH₂-; and
 -CH₂CH₂-O-CH₂CH₂-.

The Group -Q¹-J¹-: Certain Embodiments

25 In one embodiment, the group -Q¹-J¹- has a formula selected from:

- CH₂-;
 -CH(*Ph)-;
 -CH₂CH₂-;
30 -CH₂CH(*Ph)-;
 -CH(*Ph)CH₂-;
 -CH₂CH₂CH₂-;

 -C(=O)-;
35 -CH₂-C(=O)-;
 -CH(*Ph)-C(=O)-;

- 37 -

-CH₂CH₂-C(=O)-;-O-CH₂-;-O-CH₂CH₂-;

5

-CH₂-O-;-CH₂CH₂-O-; and,-O-CH₂-C(=O)-.

10 wherein * indicates that the group (e.g., Ph) is optionally substituted with one or more substituents as defined above under the heading "The Cyclyl Group, Cy: Optionally Substituted Phenyl: Substituents."

The Group Cy-Q¹-: Certain Embodiments

15

In one embodiment, the group Cy-Q¹- has a formula selected from:

*Ph-;

*Ph-CH₂-;(*Ph)₂CH-;

20

*Ph-CH₂CH₂-;(*Ph)₂-CH₂CH₂-;*Ph-CH₂CH(*Ph)-;*Ph-CH₂CH₂CH₂-;*Ph-CH=CHCH₂-;

25

*Ph-CH=C(Me)CH₂-;*Ph-CH=CHCH=CHCH₂-;(*pyrid-3-yl)-CH=CHCH₂-; and,(*cyclohexyl)-CH₂CH₂-;

30 wherein * indicates that the group (e.g., Ph, pyrid-3-yl, cyclohexyl) is optionally substituted with one or more substituents as defined above under the heading "The Cyclyl Group, Cy: Optionally Substituted Phenyl: Substituents."

35 In one embodiment, * indicates that the group (e.g., Ph, pyrid-3-yl, cyclohexyl) is optionally substituted with one or more of: -F, -Cl, -Br, -I, -OH, -OMe, -OEt, -OPr, -Ph, -NH₂, and -CONH₂.

The Acid Leader Group, Q²

The acid leader group, Q², is independently:

5

C₄₋₈alkylene;
and is optionally substituted;
and has a backbone length of at least 4 atoms;

10

or: C₅₋₂₀arylene;
C₅₋₂₀arylene-C₁₋₇alkylene;
C₁₋₇alkylene-C₅₋₂₀arylene; or,
C₁₋₇alkylene-C₅₋₂₀arylene-C₁₋₇alkylene;
and is optionally substituted;
and has a backbone length of at least 4 atoms.

15

In one embodiment, the acid leader group, Q², is independently:

C₄₋₈alkylene;
and is optionally substituted;
and has a backbone length of at least 4 atoms.

20

In one embodiment, the acid leader group, Q², is independently:

C₅₋₂₀arylene;
C₅₋₂₀arylene-C₁₋₇alkylene;
C₁₋₇alkylene-C₅₋₂₀arylene;
C₁₋₇alkylene-C₅₋₂₀arylene-C₁₋₇alkylene; or,
and is optionally substituted;
and has a backbone length of at least 4 atoms.

25

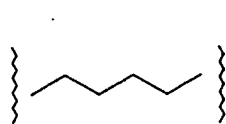
30 The Acid Leader Group, Q²: Backbone Length

The acid leader group, Q², has a backbone length, as determined by the number of chain atoms in the shortest continuous chain of atoms linking the N-4 atom of the piperazin-1,4-diyl group and the carbamic acid group, -C(=O)NHOH.

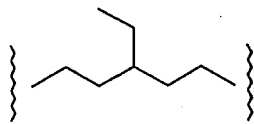
35

- 39 -

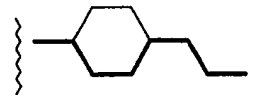
If Q^2 is alkylene, Q^2 necessarily has a backbone of at least 1 atom. Some examples are shown below.



backbone length = 4

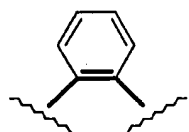


backbone length = 5

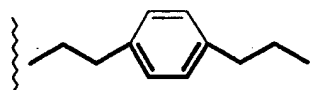


backbone length = 6

- 5 If Q^2 is arylene, arylene-alkylene, alkylene-arylene, alkylene-arylene-alkylene, Q^2 necessarily has a backbone of at least 2 atoms. Some examples are shown below.



backbone length = 2



backbone length = 8

- 10 Without wishing to be bound to any particular theory, it is believed that Q^2 groups with shorter backbone lengths prevent or reduce the interaction of the carbamic acid group ($-C(=O)NHOH$) with HDAC (or its complexes), and thereby reduce the compound's activity as an HDAC inhibitor.

- 15 In one embodiment, Q^2 has a backbone of at least 4 atoms.
 In one embodiment, Q^2 has a backbone of at least 5 atoms.
 In one embodiment, Q^2 has a backbone of at least 6 atoms.

- 20 In one embodiment, Q^2 has a backbone of:
 from 4 to 8 atoms;
 from 4 to 7 atoms;
 from 4 to 6 atoms; or,
 from 4 to 5 atoms.

- 25 In one embodiment, Q^2 has a backbone of:
 from 5 to 8 atoms; or
 from 5 to 7 atoms; or
 from 5 to 6 atoms.

- 30 In one embodiment, Q^2 has a backbone of from 5 to 6 atoms.

- 40 -

- In one embodiment, Q^2 has a backbone of 4 atoms.
 In one embodiment, Q^2 has a backbone of 5 atoms.
 In one embodiment, Q^2 has a backbone of 6 atoms.
 In one embodiment, Q^2 has a backbone of 7 atoms.
 5 In one embodiment, Q^2 has a backbone of 8 atoms.

In one embodiment, the backbone of "atoms" is a backbone of "carbon atoms."

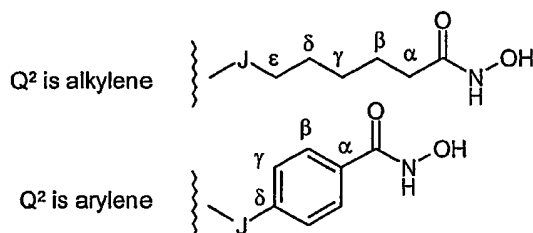
- Note that, for embodiments which are characterised by, or further characterised by, a
 10 backbone length limitation, corresponding changes in the description of that embodiment
 may be implicit. For example, for an embodiment wherein (a) Q^2 is a partially unsaturated
 C_{2-8} alkylene group and (b) Q^2 has a backbone of 4 carbon atoms, the term " C_{2-8} alkylene"
 group is necessarily, and implicitly, interpreted as " C_{4-8} alkylene."

15 The Acid Leader Group, Q^2 : Substitution

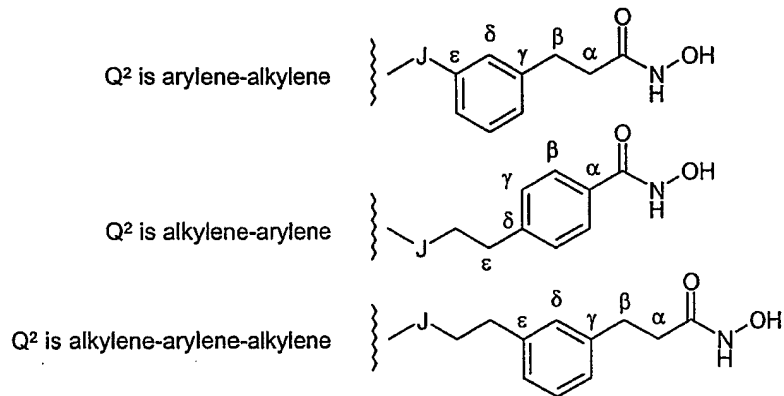
- In one embodiment, Q^2 is unsubstituted.
 In one embodiment, Q^2 is optionally substituted.
 In one embodiment, Q^2 is substituted.

20

The backbone atoms of the acid leader group, Q^2 , which link J and the carbamic acid
 group ($-C(=O)NHOH$), are denoted α , β , γ , δ , etc., starting with the backbone atom
 adjacent to the carbamic acid group. Some examples are illustrated below.



- 41 -

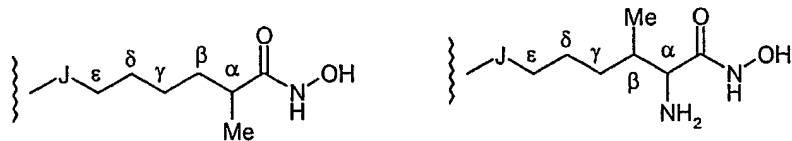


Without wishing to be bound to any particular theory, it is believed that groups (e.g., substituents), particularly bulky groups (e.g., substituents), at the α -position, or at either or both of the α - and β -positions, prevent or reduce the interaction of the carbamic acid group (-C(=O)NHOH) with HDAC (or its complexes), and thereby reduce the compound's activity as an HDAC inhibitor.

In one embodiment, Q² is, additionally, unsubstituted at the α -position.

In one embodiment, Q² is, additionally, unsubstituted at the α -position and unsubstituted at the β -position.

Note that, in some embodiments, Q² may have a non-linear alkylene group (for example, a branched alkylene) adjacent to the carbamic acid group. An example, wherein Q² is a branched saturated C₆-alkylene, having a methyl group at the α -position, is shown below. Although there is a group (i.e., a methyl group) at the α -position, such compounds are unsubstituted at the α -position, because the α -methyl group itself is considered to be part of the unsubstituted Q². Another example, wherein Q² is a branched saturated C₆-alkylene, having an amino group at the α -position and a methyl group at the β -position, is shown below; such compounds are α -substituted, β -unsubstituted.



In one embodiment, in which Q² is a group as defined herein (e.g., C₄₋₈alkylene, C₅₋₂₀arylene-C₁₋₇alkylene, C₁₋₇alkylene-C₅₋₂₀arylene-C₁₋₇alkylene) having an alkylene group adjacent to the carbamic acid group, Q² is, additionally, unsubstituted at the α -position.

- 42 -

In one embodiment, in which Q^2 is a group as defined herein (e.g., C_{4-8} alkylene, C_{5-20} arylene- C_{1-7} alkylene, C_{1-7} alkylene- C_{5-20} arylene- C_{1-7} alkylene) having an alkylene group adjacent to the carbamic acid group, that adjacent alkylene group has a $-CH_2-$ or $=CH-$ group adjacent to the carbamic acid group (that is, at the α -position).

5

In one embodiment, in which Q^2 is a group as defined herein (e.g., C_{4-8} alkylene, C_{5-20} arylene- C_{1-7} alkylene, C_{1-7} alkylene- C_{5-20} arylene- C_{1-7} alkylene) having an alkylene group adjacent to the carbamic acid group, that adjacent alkylene group has a $-CH_2-$ group adjacent to the carbamic acid group (that is, at the α -position).

10

In one embodiment, in which Q^2 is a group as defined herein (e.g., C_{4-8} alkylene, C_{5-20} arylene- C_{1-7} alkylene, C_{1-7} alkylene- C_{5-20} arylene- C_{1-7} alkylene) having an alkylene group adjacent to the carbamic acid group, that adjacent alkylene group has a $=CH-$ group adjacent to the carbamic acid group (that is, at the α -position).

15

In one embodiment, in which Q^2 is a group as defined herein (e.g., C_{4-8} alkylene, C_{5-20} arylene- C_{1-7} alkylene, C_{1-7} alkylene- C_{5-20} arylene- C_{1-7} alkylene) having an alkylene group adjacent to the carbamic acid group, Q^2 is, additionally, unsubstituted at the α -position and unsubstituted at the β -position.

20

In one embodiment, in which Q^2 is a group as defined herein (e.g., C_{4-8} alkylene, C_{5-20} arylene- C_{1-7} alkylene, C_{1-7} alkylene- C_{5-20} arylene- C_{1-7} alkylene) having an alkylene group adjacent to the carbamic acid group, that adjacent alkylene group has a $-CH_2CH_2-$, $-CH=CH-$, or $-C\equiv C-$ group adjacent to the carbamic acid group (that is, at the α, β -position).

25

In one embodiment, in which Q^2 is a group as defined herein (e.g., C_{4-8} alkylene, C_{5-20} arylene- C_{1-7} alkylene, C_{1-7} alkylene- C_{5-20} arylene- C_{1-7} alkylene) having an alkylene group adjacent to the carbamic acid group, that adjacent alkylene group has a $-CH_2CH_2-$ or $-CH=CH-$ group adjacent to the carbamic acid group (that is, at the α, β -position).

30

In one embodiment, in which Q^2 is a group as defined herein (e.g., C_{4-8} alkylene, C_{5-20} arylene- C_{1-7} alkylene, C_{1-7} alkylene- C_{5-20} arylene- C_{1-7} alkylene) having an alkylene group adjacent to the carbamic acid group, that adjacent alkylene group has a $-CH_2CH_2-$ group adjacent to the carbamic acid group (that is, at the α, β -position).

35

In one embodiment, in which Q^2 is a group as defined herein (e.g., C_{4-8} alkylene, C_{5-20} arylene- C_{1-7} alkylene, C_{1-7} alkylene- C_{5-20} arylene- C_{1-7} alkylene) having an alkylene group adjacent to the carbamic acid group, that adjacent alkylene group has a -CH=CH- group adjacent to the carbamic acid group (that is, at the α,β -position).

5

Examples of substituents on Q^2 include, but are not limited to, those described under the heading "Substituents" below.

10

In one embodiment, the optional substituents on Q^2 are as defined under the heading "The Cyclyl Group, Cy: Optionally Substituted Phenyl: Substituents."

The Acid Leader Group, Q^2 : Alkylene

15

In one embodiment, the acid leader group, Q^2 , is C_{4-8} alkylene, and is optionally substituted, and has a backbone length of at least 4 atoms.

In one embodiment, Q^2 is independently a saturated C_{4-8} alkylene group.

20

In one embodiment, Q^2 is independently a partially unsaturated C_{4-8} alkylene group.

In one embodiment, Q^2 is independently an aliphatic C_{4-8} alkylene group

In one embodiment, Q^2 is independently a linear C_{4-8} alkylene group.

25

In one embodiment, Q^2 is independently a branched C_{4-8} alkylene group.

In one embodiment, Q^2 is independently an alicyclic C_{4-8} alkylene group.

30

In one embodiment, Q^2 is independently a saturated aliphatic C_{4-8} alkylene group.

In one embodiment, Q^2 is independently a saturated linear C_{4-8} alkylene group.

In one embodiment, Q^2 is independently a saturated branched C_{4-8} alkylene group.

35

In one embodiment, Q^2 is independently a saturated alicyclic C_{4-8} alkylene group.

- 44 -

In one embodiment, Q^2 is independently a partially unsaturated aliphatic C_{4-8} alkylene group.

In one embodiment, Q^2 is independently a partially unsaturated linear C_{4-8} alkylene group.

5

In one embodiment, Q^2 is independently a partially unsaturated branched C_{4-8} alkylene group.

10

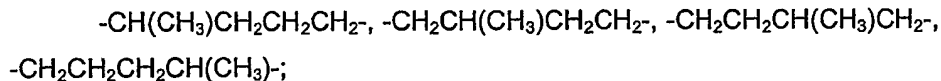
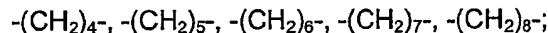
In one embodiment, Q^2 is independently a partially unsaturated alicyclic C_{4-8} alkylene group.

15

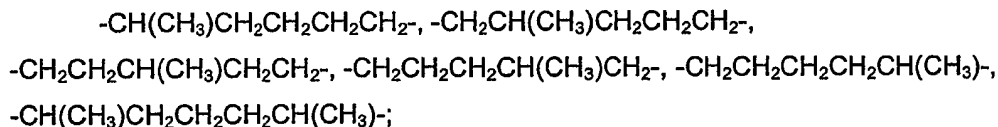
Note that, for embodiments excluding, e.g., certain backbone lengths, absence of adjacent carbon-carbon double bonds, etc., it is to be understood that the corresponding species listed below are similarly excluded from the respective embodiments discussed below.

In one embodiment, Q^2 is independently selected from:

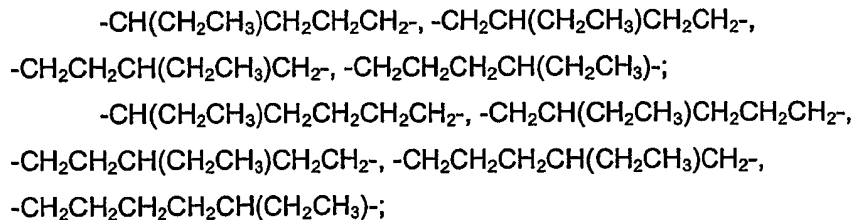
20



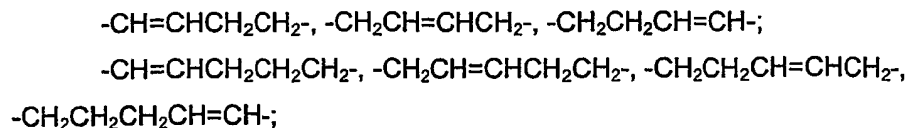
25

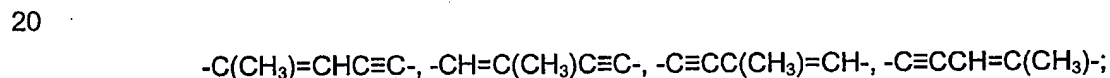
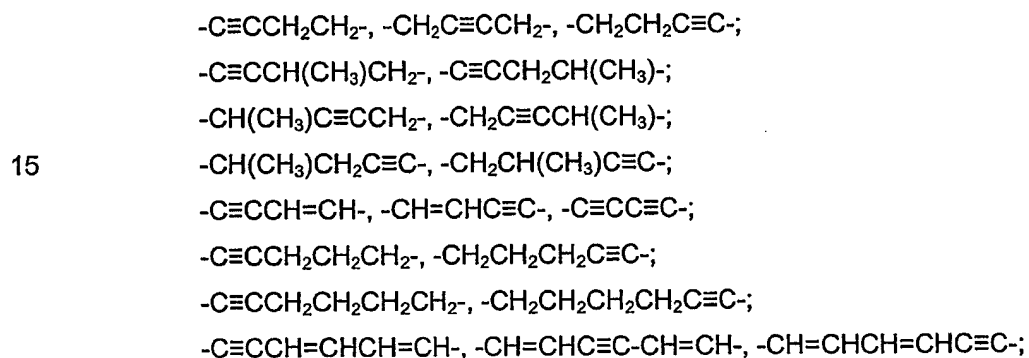
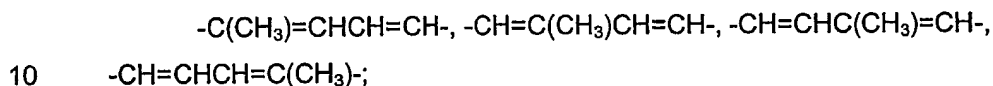
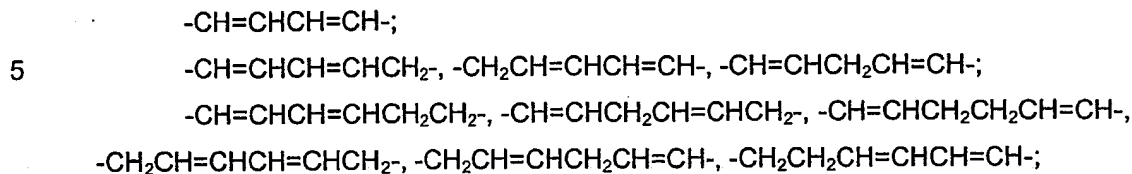
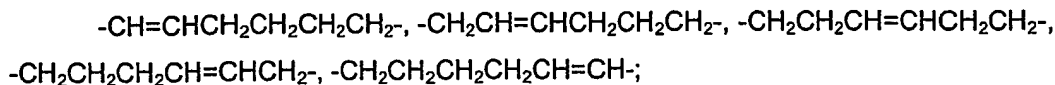


30



35



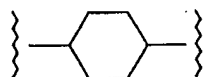


cyclopentylene cyclopentenylene;

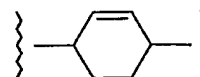
cyclohexylene, cyclohexenylene, cyclohexadienylene;

25

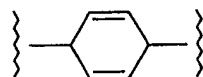
(cyclohex-1,4-ylene)



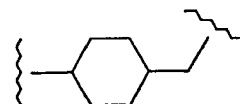
(2-cyclohexen-1,4-ylene)



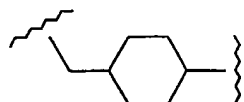
(2,5-cyclohexadien-1,4-ylene)



(cyclohex-1,4-ylene-methylene)

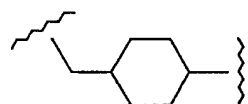
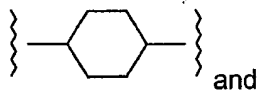


(methylene-cyclohex-1,4-ylene)



In one preferred embodiment, Q² is independently selected from:

- 5
- (CH₂)₅-;
 - (CH₂)₆-;
 - (CH₂)₇-;
 - (CH₂)₈-;
 - CH(CH₃)CH₂CH₂CH₂CH₂-;
 - CH₂CH₂CH₂CH₂CH(CH₃)-;
 - CH₂CH₂CH(CH₃)CH₂CH₂-;
 - 10 -CH(CH₃)CH₂CH₂CH₂CH(CH₃)-;
 - CH₂CH₂CH₂CH=CH-;
 - CH₂CH₂CH₂CH₂CH=CH-;



15

In one preferred embodiment, Q² is independently selected from:

- 20
- (CH₂)₅-;
 - (CH₂)₆-;
 - (CH₂)₇-;
 - (CH₂)₈-;
 - CH(CH₃)CH₂CH₂CH₂CH₂-;
 - CH₂CH₂CH₂CH₂CH(CH₃)-;
 - CH₂CH₂CH₂CH=CH-; and,
 - CH₂CH₂CH₂CH₂CH=CH-.

25

In one preferred embodiment, Q² is independently selected from:

-(CH₂)₅-, -(CH₂)₆-, -(CH₂)₇-, and -(CH₂)₈-.

The Acid Leader Group, Q²: Arylene

30

In one embodiment, the acid leader group, Q², is independently:

C₅₋₂₀arylene (denoted -Ar-),
and is optionally substituted,

- 47 -

and has a backbone length of at least 4 atoms.

In one embodiment, Q² is C₅₋₂₀arylene; and is optionally substituted.

In one embodiment, Q² is C₅₋₆arylene; and is optionally substituted.

5 In one embodiment, Q² is phenylene; and is optionally substituted.

In one embodiment, Q² additionally has a backbone length as described above under the heading "The Acid Leader Group, Q²: Backbone Length."

10 The Acid Leader Group, Q²:

Alkylene-Arylene, Arylene-Alkylene, and Alkylene-Arylene-Alkylene

In one preferred embodiment, the acid leader group, Q², is independently:

15 C₅₋₂₀arylene-C₁₋₇alkylene;
C₁₋₇alkylene-C₅₋₂₀arylene; or,
C₁₋₇alkylene-C₅₋₂₀arylene-C₁₋₇alkylene;
and is optionally substituted;
and has a backbone length of at least 4 atoms.

20 In one preferred embodiment, the acid leader group, Q², is independently:

C₅₋₂₀arylene-C₁₋₇alkylene;
and is optionally substituted;
and has a backbone length of at least 4 atoms.

25 In one preferred embodiment, the acid leader group, Q², is independently:

C₁₋₇alkylene-C₅₋₂₀arylene; or,
and is optionally substituted;
and has a backbone length of at least 4 atoms.

30 In one preferred embodiment, the acid leader group, Q², is independently:

C₁₋₇alkylene-C₅₋₂₀arylene-C₁₋₇alkylene;
and is optionally substituted;
and has a backbone length of at least 4 atoms.

35 In one preferred embodiment, Q² is independently:

C₅₋₆arylene-C₁₋₇alkylene;

- 48 -

C₁₋₇alkylene-C₅₋₆arylene; or,
C₁₋₇alkylene-C₅₋₆arylene-C₁₋₇alkylene;
and is optionally substituted;
and has a backbone length of at least 4 atoms.

5

In one preferred embodiment, Q² is independently:

phenylene-C₁₋₇alkylene;
C₁₋₇alkylene-phenylene; or,
C₁₋₇alkylene-phenylene-C₁₋₇alkylene;

10

and is optionally substituted;
and has a backbone length of at least 4 atoms.

In one embodiment, Q² is C₁₋₇alkylene-C₅₋₂₀arylene; and is optionally substituted.

In one embodiment, Q² is C₁₋₇alkylene-C₅₋₆arylene; and is optionally substituted.

15

In one embodiment, Q² is independently C₁₋₇alkylene-phenylene; and is optionally substituted.

In one embodiment, Q² is C₅₋₂₀arylene-C₁₋₇alkylene; and is optionally substituted.

In one embodiment, Q² is C₅₋₆arylene-C₁₋₇alkylene; and is optionally substituted.

20

In one embodiment, Q² is independently phenylene-C₁₋₇alkylene; and is optionally substituted.

In one embodiment, Q² is C₁₋₇alkylene-C₅₋₂₀arylene-C₁₋₇alkylene; and is optionally substituted.

25

In one embodiment, Q² is C₁₋₇alkylene-C₅₋₆arylene-C₁₋₇alkylene; and is optionally substituted.

In one embodiment, Q² is independently C₁₋₇alkylene-phenylene-C₁₋₇alkylene; and is optionally substituted.

30

In the above arylene-alkylene (denoted -Ar-R^{Q22}-), alkylene-arylene (denoted -R^{Q21}-Ar-), and alkylene-arylene-alkylene (denoted -R^{Q21}-Ar-R^{Q22}) groups, each of R^{Q21} and R^{Q22} is independently C₁₋₇alkylene.

In one embodiment, in the above arylene-alkylene, alkylene-arylene, and alkylene-arylene-alkylene groups, each alkylene group is independently:

35

(a) a saturated C₁₋₇alkylene group; or:

- 49 -

- (b) a partially unsaturated C₂₋₇alkylene group; or:
 (c) an aliphatic C₁₋₇alkylene group; or:
 (d) a linear C₁₋₇alkylene group; or:
 (e) a branched C₂₋₇alkylene group; or:
 5 (f) a saturated aliphatic C₁₋₇alkylene group; or:
 (g) a saturated linear C₁₋₇alkylene group; or:
 (h) a saturated branched C₂₋₇alkylene group; or:
 (i) a partially unsaturated aliphatic C₂₋₇alkylene group; or:
 (j) a partially unsaturated linear C₂₋₇alkylene group; or:
 10 (k) a partially unsaturated branched C₂₋₇alkylene group;
 and is optionally substituted.

In one embodiment, Q² additionally has a backbone length as described above under the heading "The Acid Leader Group, Q²: Backbone Length."

15

Alkylene Groups R^{Q21} and R^{Q22}: Certain Embodiments

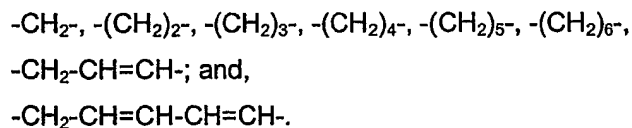
Note that, for embodiments excluding, e.g., certain backbone lengths, absence of adjacent carbon-carbon double bonds, etc., it is to be understood that the corresponding species listed below are similarly excluded from the respective embodiments discussed below.

20

In one embodiment, each of R^{Q21} and R^{Q22} is independently as defined for Q¹ under the heading "The Cyclyl Leader Group, Q¹: Alkylene: Certain Embodiments."

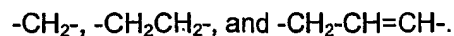
25

In one embodiment, R^{Q21} is independently selected from:



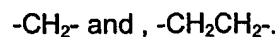
30

In one embodiment, R^{Q21} is independently selected from:



In one embodiment, R^{Q21} is independently selected from:

35



- 50 -

In one embodiment, R^{Q21} is independently -CH₂-.

In one embodiment, R^{Q21} is independently -CH₂CH₂-.

In one embodiment, R^{Q21} is independently -CH₂-CH=CH-.

In one embodiment, R^{Q21} is independently cis -CH₂-CH=CH-.

5 In one embodiment, R^{Q21} is independently trans -CH₂-CH=CH-.

In one embodiment, R^{Q22} is independently selected from:

-CH₂-, -(CH₂)₂-, -(CH₂)₃-, -(CH₂)₄-, -(CH₂)₅-, -(CH₂)₆-;

-CH=CH-;

10 -CH₂-CH=CH-;

-CH=CH-CH=CH-; and,

-CH₂-CH=CH-CH=CH-.

In one embodiment, R^{Q22} is independently selected from:

15 -CH₂-, -CH₂CH₂-, -CH=CH-, and -CH₂-CH=CH-.

In one embodiment, R^{Q22} is independently selected from:

-CH₂-, -CH₂CH₂-, and -CH=CH-.

20 The Acid Leader Group, Q²: Certain Phenylene-Containing Embodiments

In one embodiment, Q² is independently:

phenylene;

and is optionally substituted;

25 and has a backbone length of at least 4 atoms.

In one embodiment, Q² is independently:

methylene-phenylene;

ethylene-phenylene;

30 and is optionally substituted;

and has a backbone length of at least 4 atoms.

In one embodiment, Q² is independently:

phenylene-methylene;

35 phenylene-ethylene; or,

phenylene-ethenylene (also known as phenylene-vinylene);

- 51 -

and is optionally substituted;
and has a backbone length of at least 4 atoms.

In one embodiment, Q^2 is independently:

5

methylene-phenylene-methylene;
methylene-phenylene-ethylene;
methylene-phenylene-ethenylene;

10

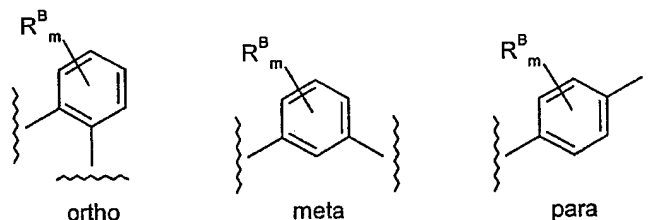
ethylene-phenylene-methylene;
ethylene-phenylene-ethylene;
ethylene-phenylene-ethenylene;

and is optionally substituted;

15

and has a backbone length of at least 4 atoms.

In the above phenylene, phenylene-alkylene, alkylene-phenylene, and
alkylene-phenylene-alkylene groups, the phenylene linkage may be ortho (i.e., 1,2-), meta
(i.e., 1,3-), or para (i.e., 1,4-), and the phenylene group is optionally substituted with from
20 1 to 4 substituents, R^B :



In one embodiment, the phenylene linkage is meta or para.

In one embodiment, the phenylene linkage is meta.

25

In one embodiment, the phenylene linkage is para.

In one embodiment, m is an integer from 0 to 4.

In one embodiment, m is an integer from 0 to 3.

In one embodiment, m is an integer from 0 to 2.

30

In one embodiment, m is 0 or 1.

In one embodiment, m is an integer from 1 to 4.

In one embodiment, m is an integer from 1 to 3.

- 52 -

In one embodiment, m is 1 or 2.

In one embodiment, m is 4.

In one embodiment, m is 3.

In one embodiment, m is 2.

5 In one embodiment, m is 1.

In one embodiment, m is 0.

In one embodiment, the phenylene group is unsubstituted.

In one embodiment, the phenylene group is optionally substituted.

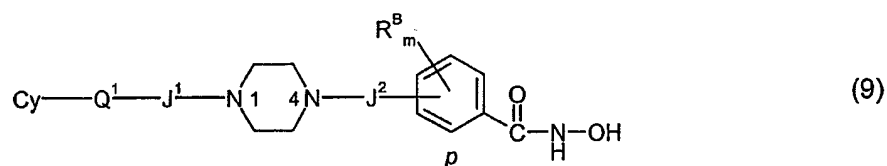
10 In one embodiment, the phenylene group is substituted.

Examples of substituents, R^B , include, but are not limited to, those described under the heading "Substituents" below.

15 In one embodiment, the substituents, R^B , are as defined under the heading "The Cyclyl Group, Cy: Optionally Substituted Phenyl: Substituents."

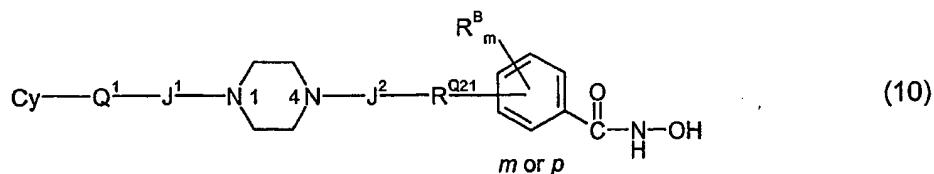
Examples of preferred substituents, R^B , include, but are not limited to, the following:
 fluoro, chloro, methyl, ethyl, isopropyl, t-butyl, trifluoromethyl, hydroxy, methoxy, ethoxy,
 20 isopropoxy, methylthio, amino, dimethylamino, diethylamino, morpholino, acetamido,
 nitro, and phenyl.

In one embodiment, the compounds have the following formula, in which Q^2 is para-arylene:

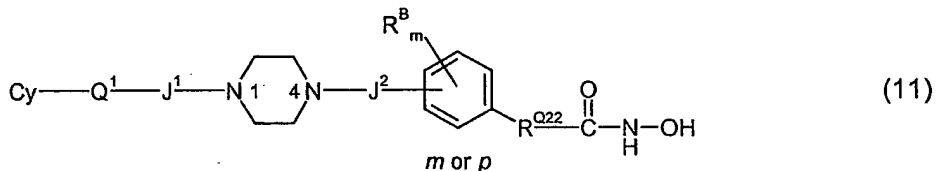


25

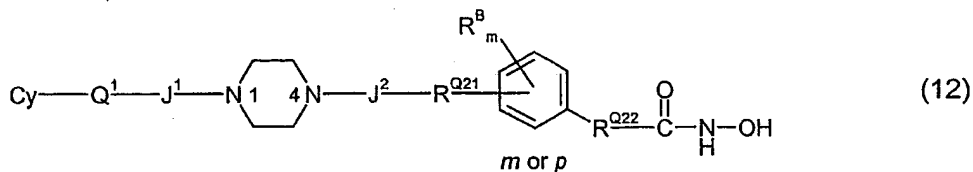
In one embodiment, the compounds have the following formula, in which Q^2 is alkylene-meta/para-arylene:



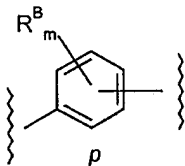
In one embodiment, the compounds have the following formula, in which Q² is arylene-meta/para-alkylene:



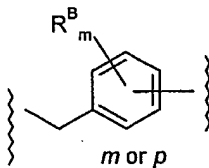
5 In one embodiment, the compounds have the following formula, in which Q² is alkylene-arylene-meta/para-alkylene:



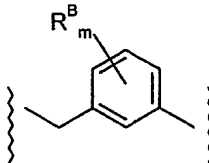
In one embodiment, Q² has the following formula (referred to herein as "para-phenylene"):



10 In one embodiment, Q² has the following formula (referred to herein as "methylene-meta/para-phenylene"):

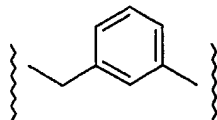


15 In one embodiment, Q² has the following formula (referred to herein as "methylene-meta-phenylene"):

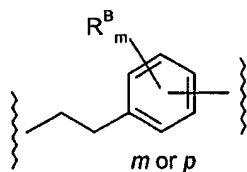


- 54 -

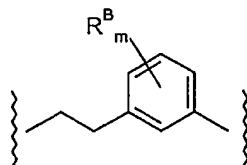
In one embodiment, Q^2 has the following formula (referred to herein as "unsubstituted methylene-meta-phenylene"):



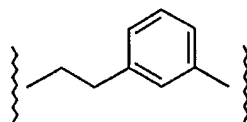
- 5 In one embodiment, Q^2 has the following formula (referred to herein as "ethylene-meta/para-phenylene"):



- 10 In one embodiment, Q^2 has the following formula (referred to herein as "ethylene-meta-phenylene"):

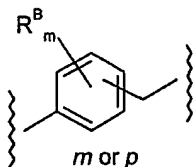


In one embodiment, Q^2 has the following formula (referred to herein as "unsubstituted ethylene-meta-phenylene"):



15

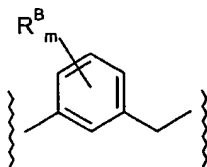
In one embodiment, Q^2 has the following formula (referred to herein as "phenylene-meta/para-methylene"):



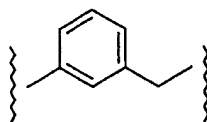
20

° 55 -

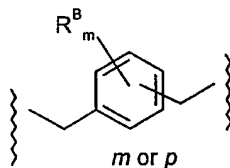
In one embodiment, Q^2 has the following formula (referred to herein as "phenylene-meta-methylene"):



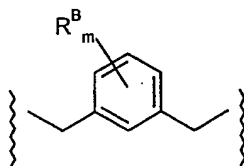
5 In one embodiment, Q^2 has the following formula (referred to herein as "unsubstituted phenylene-meta-methylene"):



10 In one embodiment, Q^2 has the following formula (referred to herein as "methylene-phenylene-meta/para-methylene"):

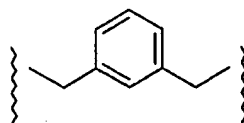


In one embodiment, Q^2 has the following formula (referred to herein as "methylene-phenylene-meta-methylene"):



15

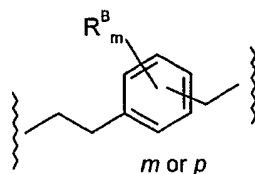
In one embodiment, Q^2 has the following formula (referred to herein as "unsubstituted methylene-phenylene-meta-methylene"):



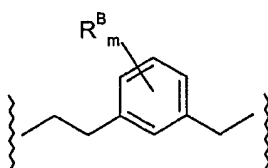
20

- 56 -

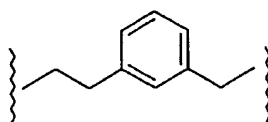
In one embodiment, Q^2 has the following formula (referred to herein as "ethylene-phenylene-meta/para-methylene"):



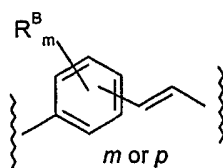
5 In one embodiment, Q^2 has the following formula (referred to herein as "ethylene-phenylene-meta-methylene"):



10 In one embodiment, Q^2 has the following formula (referred to herein as "unsubstituted ethylene-phenylene-meta-methylene"):

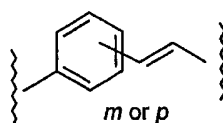


In one embodiment, Q^2 has the following formula (referred to herein as "phenylene-meta/para-trans-ethenylene"):



15

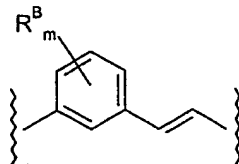
In one embodiment, Q^2 has the following formula (referred to herein as "unsubstituted phenylene-meta/para-trans-ethenylene"):



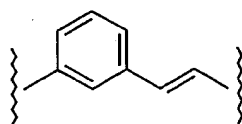
20

- 57 -

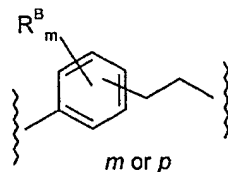
In one embodiment, Q² has the following formula (referred to herein as "phenylene-meta-trans-ethylene"):



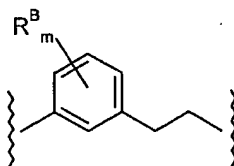
5 In one embodiment, Q² has the following formula (referred to herein as "unsubstituted phenylene-meta-trans-ethylene"):



10 In one embodiment, Q² has the following formula (referred to herein as "phenylene-meta/para-ethylene"):

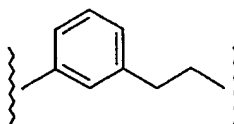


In one embodiment, Q² has the following formula (referred to herein as "phenylene-meta-ethylene"):



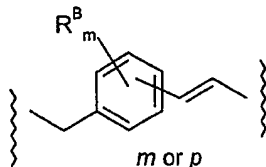
15

In one embodiment, Q² has the following formula (referred to herein as "unsubstituted phenylene-meta-ethylene"):

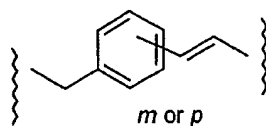


20

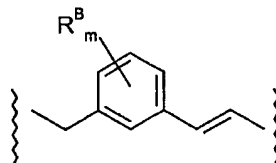
In one embodiment, Q² has the following formula (referred to herein as "methylene-phenylene-meta/para-trans-ethenylene"):



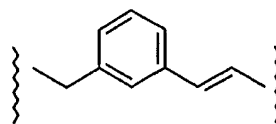
5 In one embodiment, Q² has the following formula (referred to herein as "unsubstituted methylene-phenylene-meta/para-trans-ethenylene"):



10 In one embodiment, Q² has the following formula (referred to herein as "methylene-phenylene-meta-trans-ethenylene"):

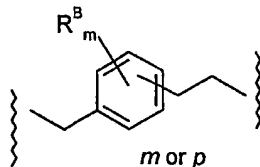


In one embodiment, Q² has the following formula (referred to herein as "unsubstituted methylene-phenylene-meta-trans-ethenylene"):



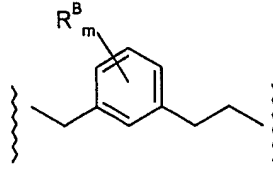
15

In one embodiment, Q² has the following formula (referred to herein as "methylene-phenylene-meta/para-ethylene"):

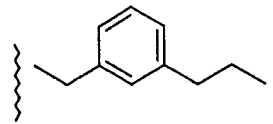


20

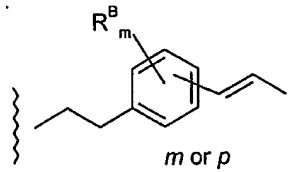
In one embodiment, Q² has the following formula (referred to herein as "methylene-phenylene-meta-ethylene"):



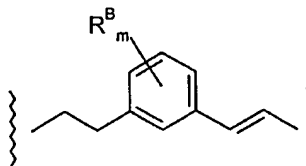
5 In one embodiment, Q² has the following formula (referred to herein as "unsubstituted methylene-phenylene-meta-ethylene"):



10 In one embodiment, Q² has the following formula (referred to herein as "ethylene-phenylene-meta/para-trans-ethenylene"):

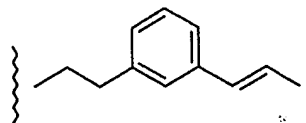


In one embodiment, Q² has the following formula (referred to herein as "ethylene-phenylene-meta-trans-ethenylene"):



15

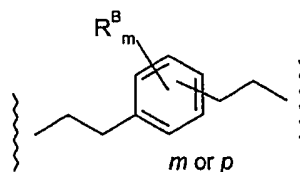
In one embodiment, Q² has the following formula (referred to herein as "unsubstituted ethylene-phenylene-meta-trans-ethenylene"):



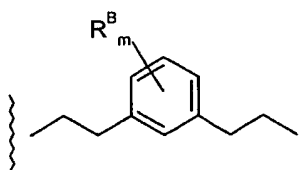
20

- 60 -

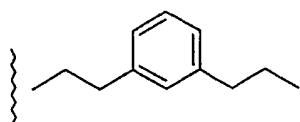
In one embodiment, Q^2 has the following formula (referred to herein as "ethylene-phenylene-meta/para-ethylene"):



5 In one embodiment, Q^2 has the following formula (referred to herein as "ethylene-phenylene-meta-ethylene"):



10 In one embodiment, Q^2 has the following formula (referred to herein as "unsubstituted ethylene-phenylene-meta-ethylene"):

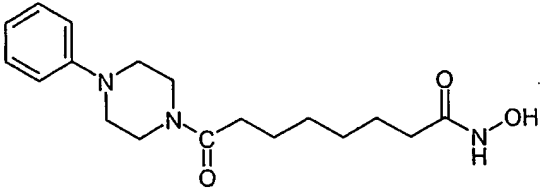
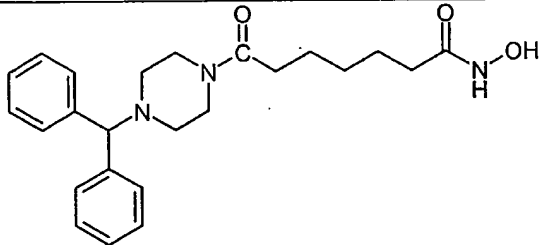
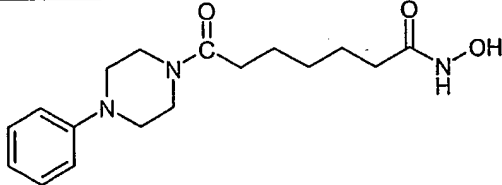
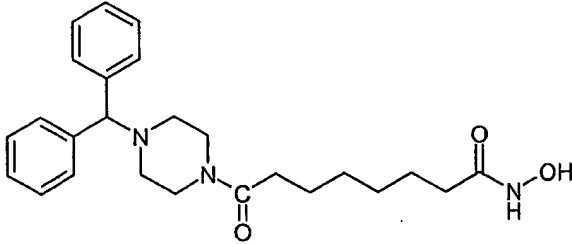
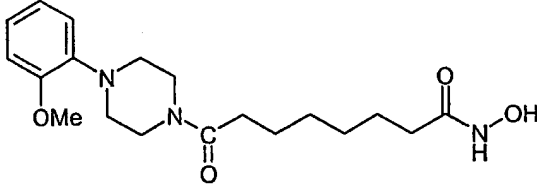
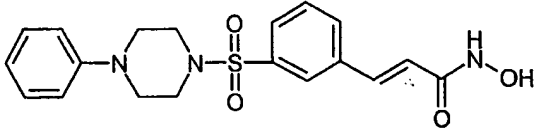


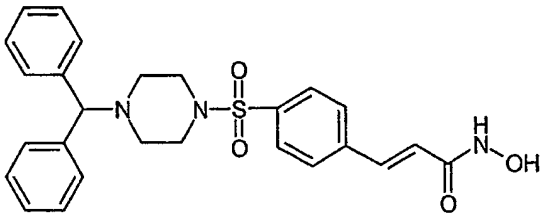
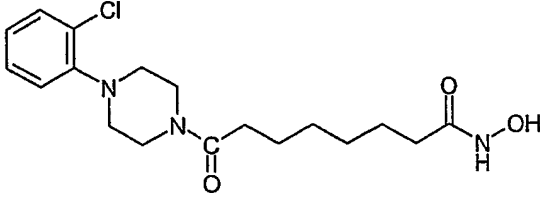
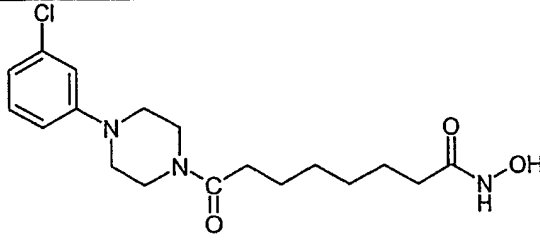
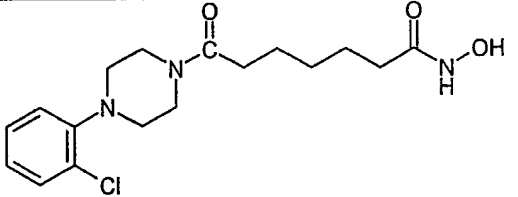
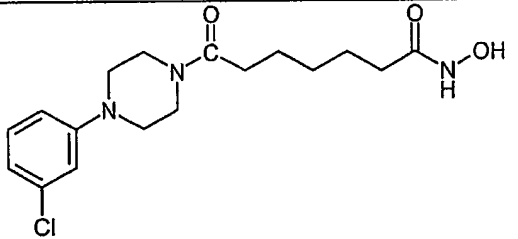
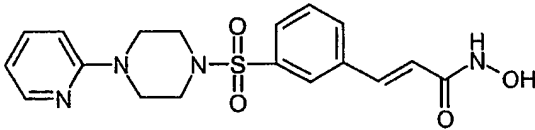
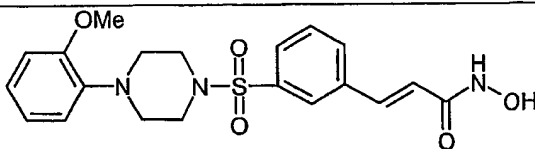
In one embodiment, Q^2 additionally has a backbone length as described above under the heading "The Acid Leader Group, Q^2 : Backbone Length."

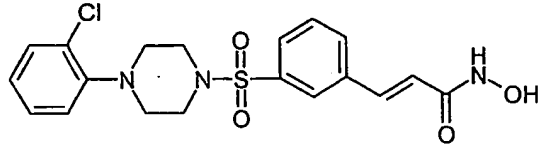
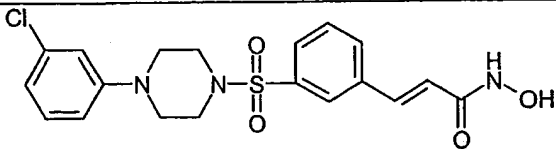
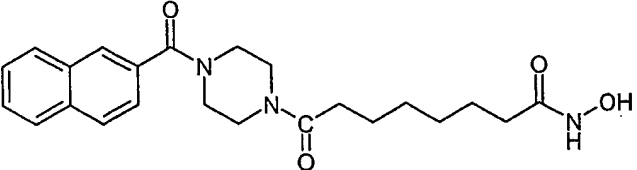
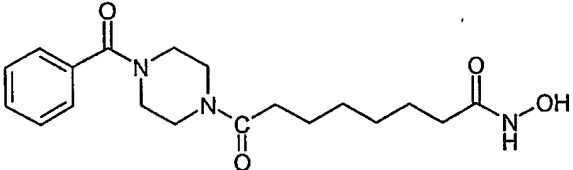
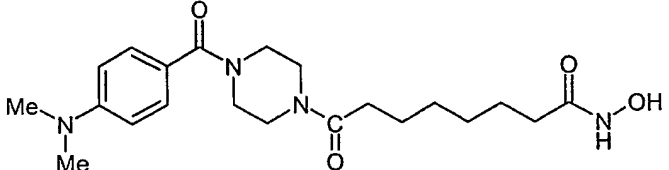
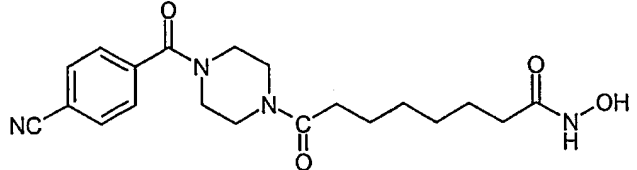
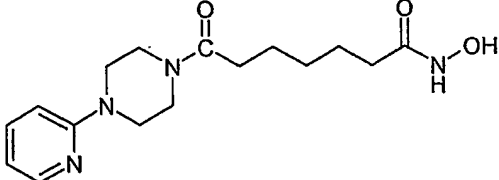
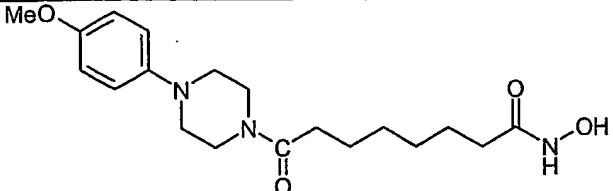
15

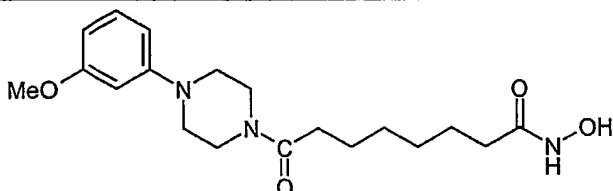
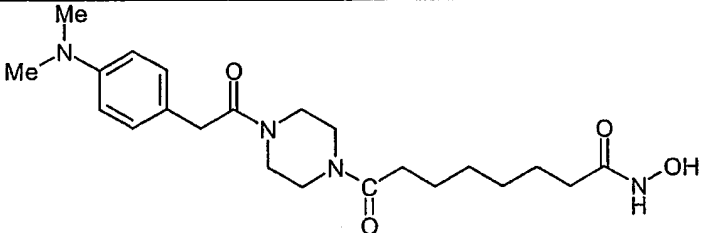
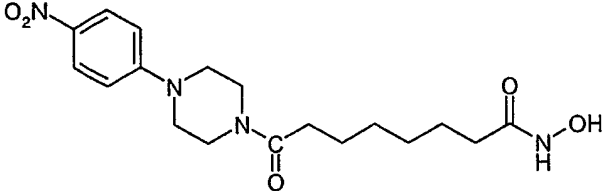
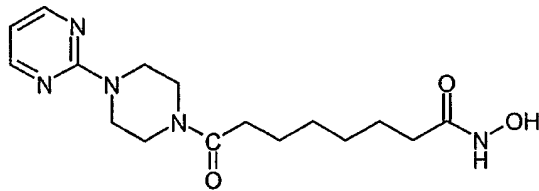
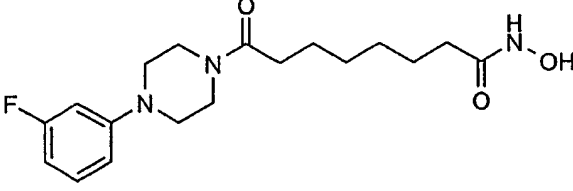
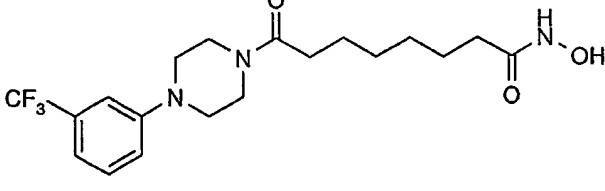
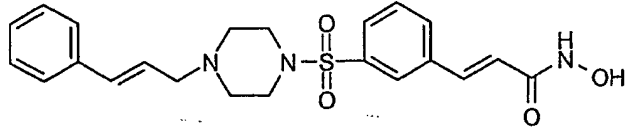
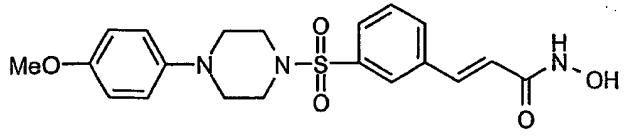
Examples of Specific Embodiments

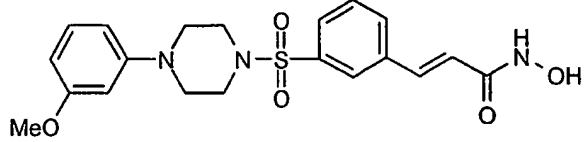
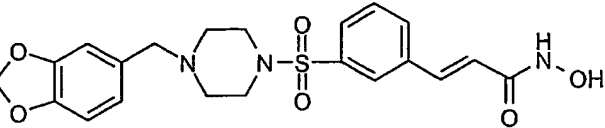
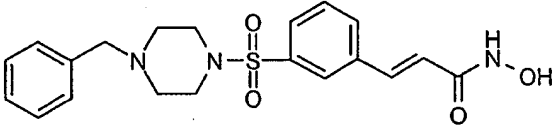
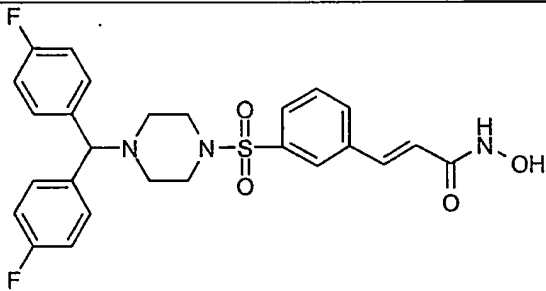
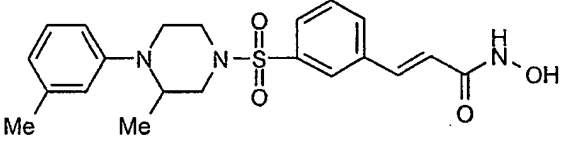
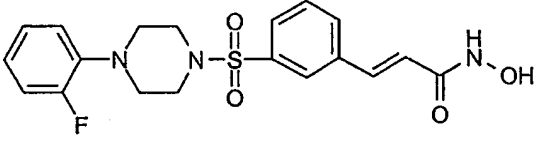
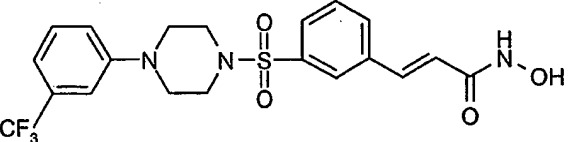
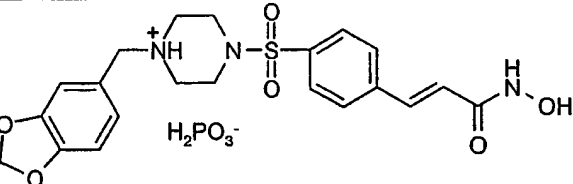
Some individual embodiments of the present invention include the following compounds.

1.		PX117402 (Ex 140)
2.		PX117403 (Ex 141)
3.		PX117404 (Ex 142)
4.		PX117764 (Ex 143)
5.		PX117768 (Ex 144)
6.		PX118490 (Ex 40)

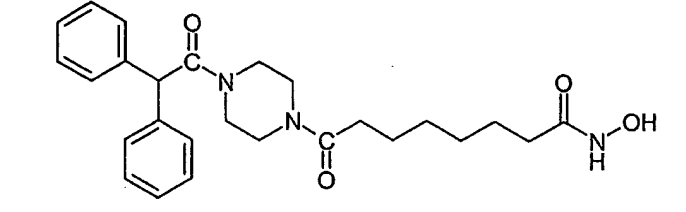
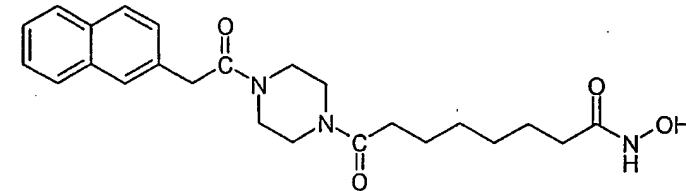
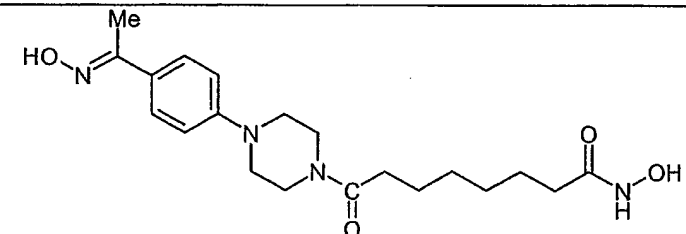
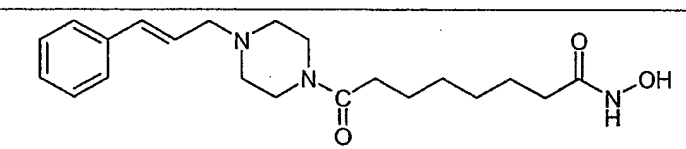
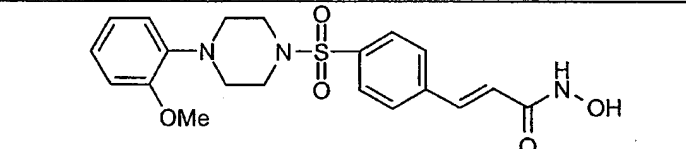
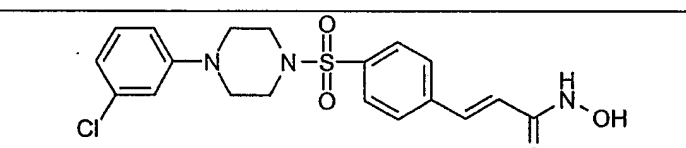
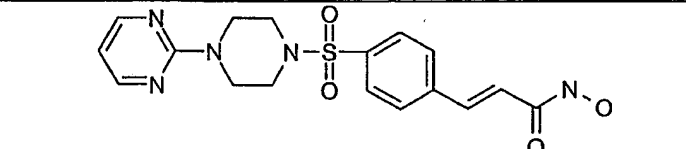
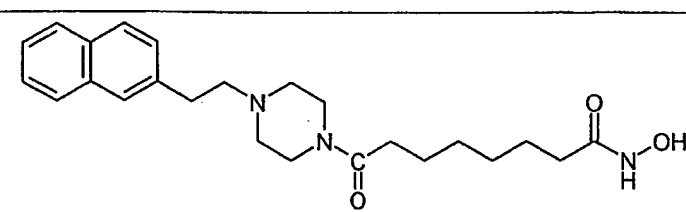
7.		PX118491 (Ex 41)
8.		PX118791 (Ex 145)
9.		PX118792 (Ex 146)
10.		PX118793 (Ex 147)
11.		PX118794 (Ex 148)
12.		PX118807 (Ex 45)
13.		PX118810 (Ex 42)

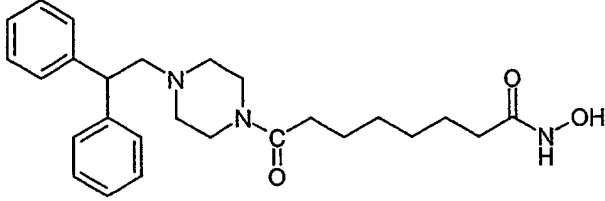
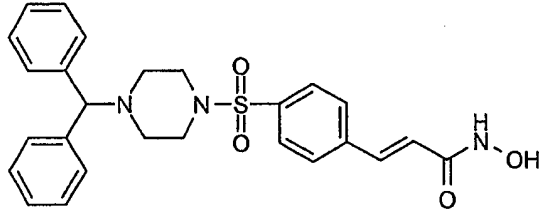
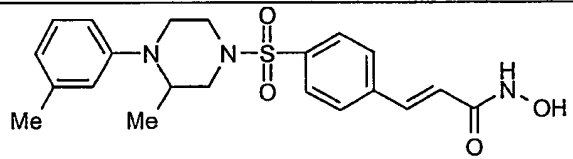
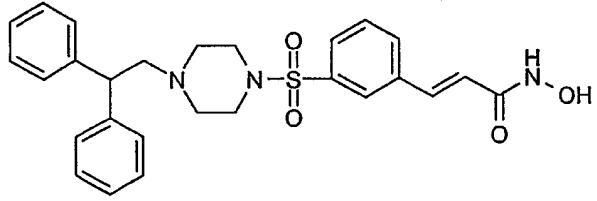
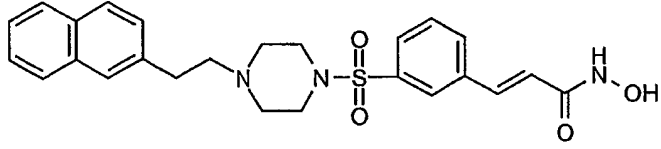
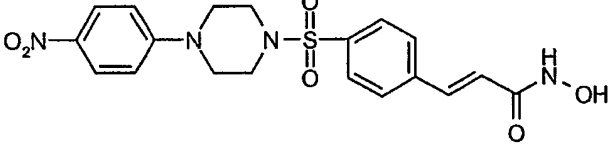
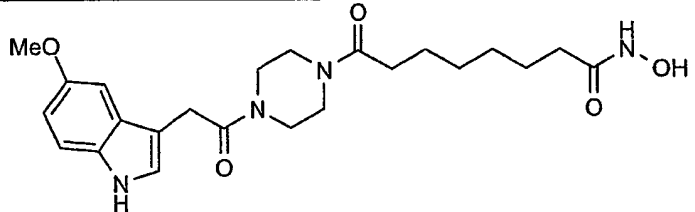
14.		PX118811 (Ex 43)
15.		PX118812 (Ex 44)
16.		PX118830 (Ex 149)
17.		PX118831 (Ex 150)
18.		PX118832 (Ex 151)
19.		PX118844 (Ex 163)
20.		PX118845 (Ex 164)
21.		PX118846 (Ex 152)

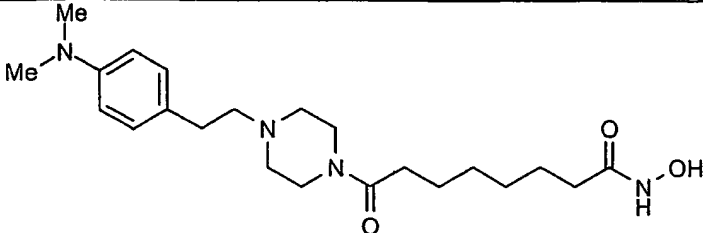
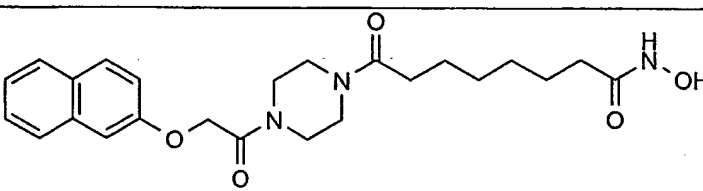
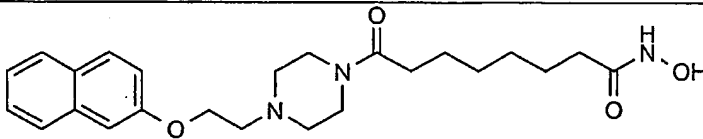
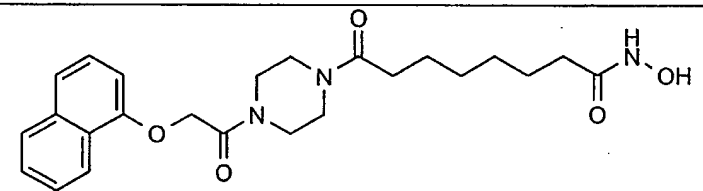
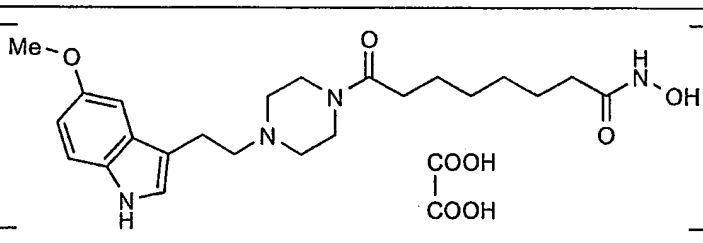
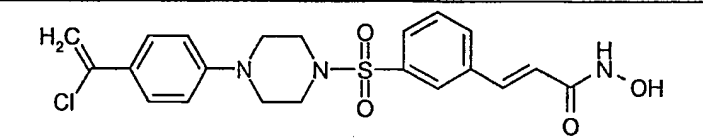
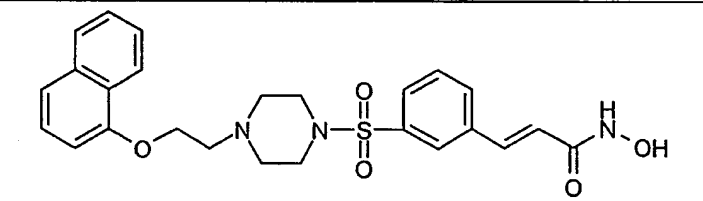
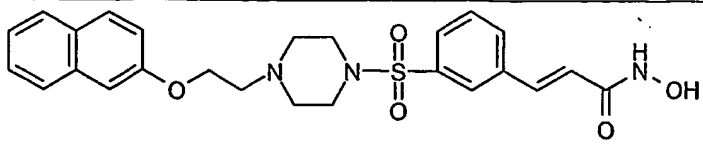
22.		PX118847 (Ex 153)
23.		PX118848 (Ex 165)
24.		PX118849 (Ex 154)
25.		PX118850 (Ex 166)
26.		PX118859 (Ex 174)
27.		PX118860 (Ex 175)
28.		PX118870 (Ex 52)
29.		PX118871 (Ex 53)

30.	 <chem>COc1ccc(cc1)N2CCN(C2)S(=O)(=O)c3ccc(cc3)/C=C/C(=O)NO</chem>	PX118872 (Ex 54)
31.	 <chem>C1=CC=C2OC1C=C2CN3CCN(C3)S(=O)(=O)c4ccc(cc4)/C=C/C(=O)NO</chem>	PX118873 (Ex 55)
32.	 <chem>c1ccccc1CN2CCN(C2)S(=O)(=O)c3ccc(cc3)/C=C/C(=O)NO</chem>	PX118874 (Ex 56)
33.	 <chem>Fc1ccc(cc1)C2(Cc3ccc(F)cc3)N2S(=O)(=O)c4ccc(cc4)/C=C/C(=O)NO</chem>	PX118875 (Ex 57)
34.	 <chem>Cc1ccc(cc1)N2(Cc3ccc(C)cc3)CCN(C2)S(=O)(=O)c4ccc(cc4)/C=C/C(=O)NO</chem>	PX118876 (Ex 58)
35.	 <chem>Fc1ccc(cc1)N2CCN(C2)S(=O)(=O)c3ccc(cc3)/C=C/C(=O)NO</chem>	PX118877 (Ex 59)
36.	 <chem>C(F)(F)Fc1ccc(cc1)N2CCN(C2)S(=O)(=O)c3ccc(cc3)/C=C/C(=O)NO</chem>	PX118878 (Ex 60)
37.	 <chem>C1=CC=C2OC1C=C2CN3CCN(C3)S(=O)(=O)c4ccc(cc4)/C=C/C(=O)NO.[H2PO3-]</chem>	PX118882 (Ex 72)

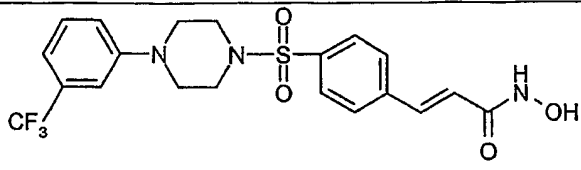
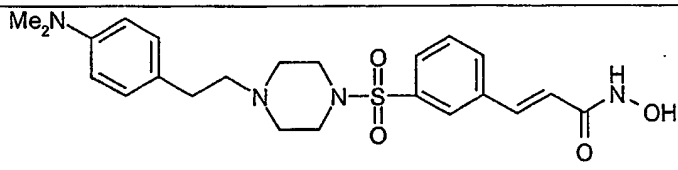
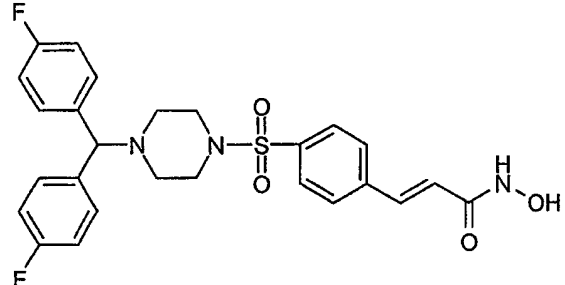
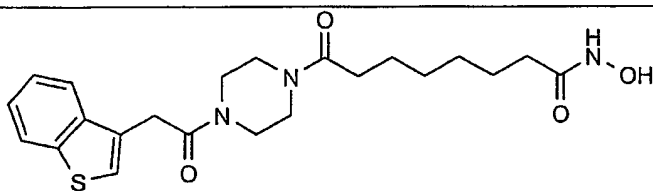
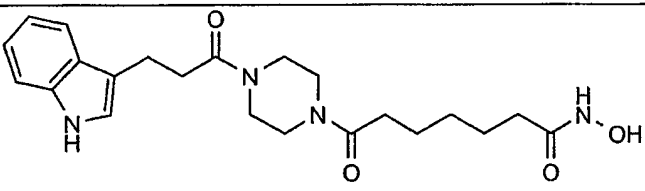
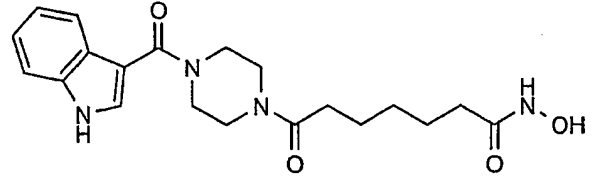
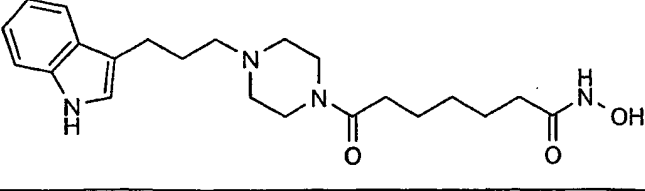
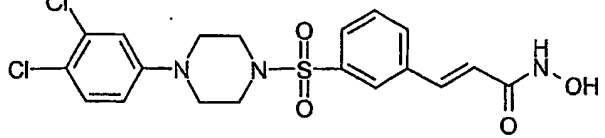
38.	 <chem>Fc1ccc(cc1)N2CCN(C2)S(=O)(=O)c3ccc(cc3)/C=C/C(=O)NO</chem>	PX118891 (Ex 74)
39.	 <chem>COc1ccc(cc1)N2CCN(C2)S(=O)(=O)c3ccc(cc3)/C=C/C(=O)NO</chem>	PX118892 (Ex 75)
40.	 <chem>O=[N+]([O-])c1cccc(c1)N2CCN(C2)S(=O)(=O)c3ccc(cc3)/C=C/C(=O)NO</chem>	PX118893 (Ex 61)
41.	 <chem>c1ccncc1N2CCN(C2)S(=O)(=O)c3ccc(cc3)/C=C/C(=O)NO</chem>	PX118894 (Ex 62)
42.	 <chem>Fc1ccc(cc1)C2CN(C2)N(CS(=O)(=O)CCCCC=O)C3=CC=C(F)C=C3</chem>	PX118898 (Ex 176)
43.	 <chem>Cc1cc(C)cc(c1)N2CCN(C2)S(=O)(=O)CCCCC=O</chem>	PX118899 (Ex 177)
44.	 <chem>C1=CC=C2C(=C1)C(=CN2)CC(=O)N3CCN(C3)S(=O)(=O)CCCCC=O</chem>	PX118900 (Ex 178)

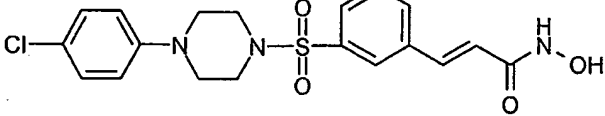
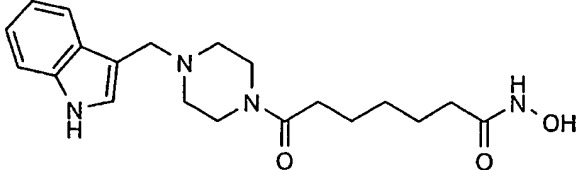
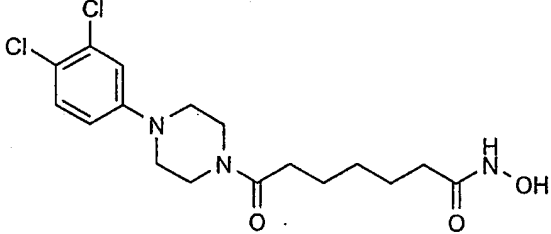
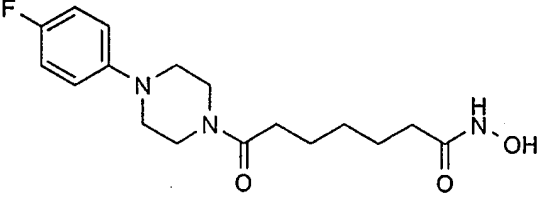
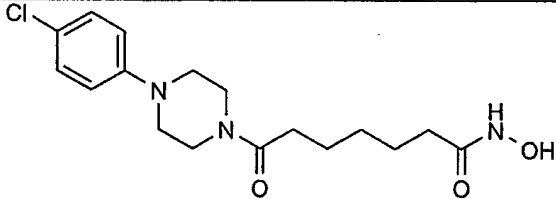
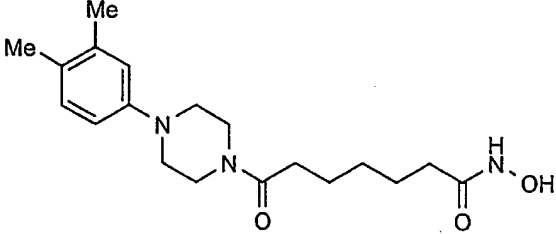
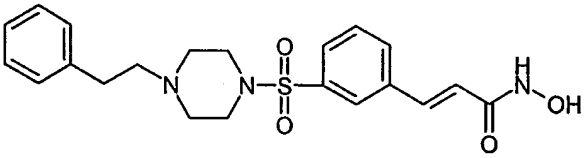
45.		PX118901 (Ex 179)
46.		PX118902 (Ex 180)
47.		PX118903 (Ex 181)
48.		PX118904 (Ex 182)
49.		PX118905 (Ex 76)
50.		PX118906 (Ex 77)
51.		PX118907 (Ex 78)
52.		PX118908 (Ex 183)

53.		PX118909 (Ex 184)
54.		PX118910 (Ex 79)
55.		PX118911 (Ex 80)
56.		PX118913 (Ex 63)
57.		PX118914 (Ex 64)
58.		PX118918 (Ex 73)
59.		PX118927 (Ex 155)

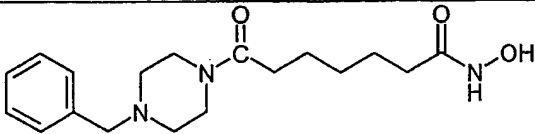
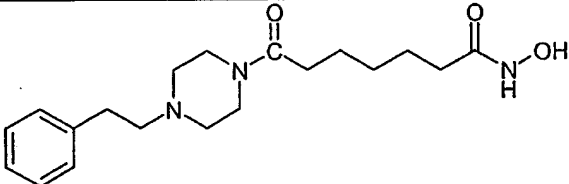
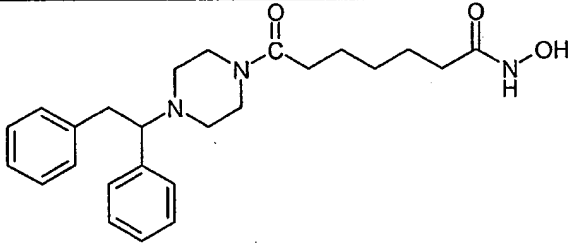
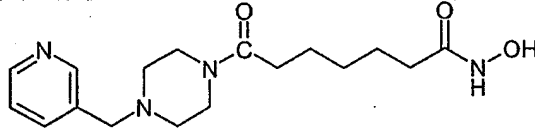
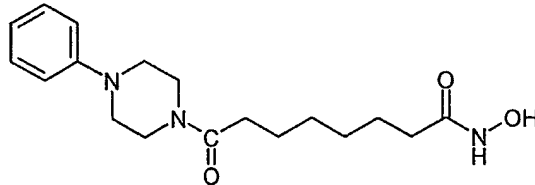
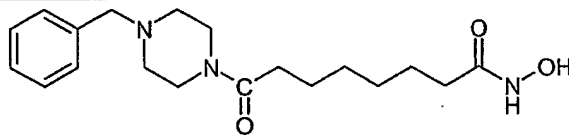
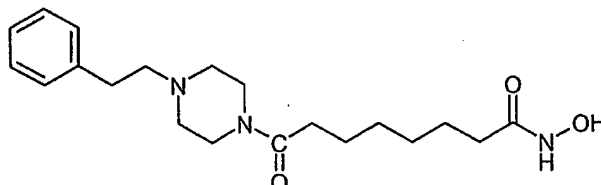
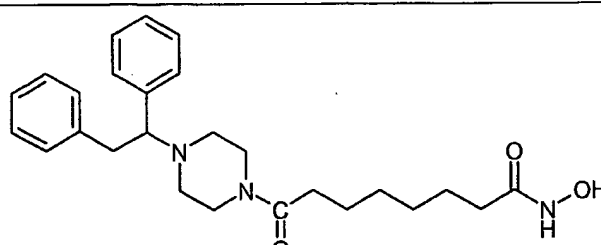
60.		PX118928 (Ex 167)
61.		PX118929 (Ex 168)
62.		PX118930 (Ex 156)
63.		PX118931 (Ex 157)
64.		PX118932 (Ex 158)
65.		PX118933 (Ex 46)
66.		PX118934 (Ex 48)
67.		PX118935 (Ex 49)

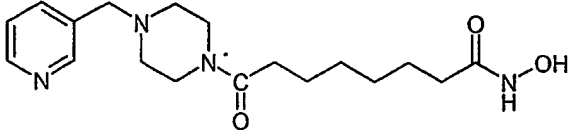
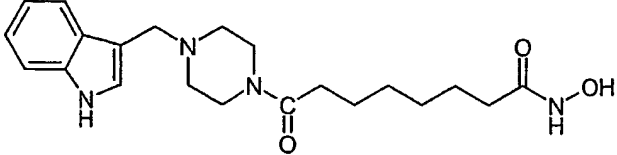
- 70 -

68.		PX118937 (Ex 70)
69.		PX118951 (Ex 47)
70.		PX118965 (Ex 71)
71.		PX118967 (Ex 159)
72.		PX118968 (Ex 169)
73.		PX118969 (Ex 170)
74.		PX118970 (Ex 171)
75.		PX118971 (Ex 50)

76.		PX118972 (Ex 51)
77.		PX118978 (Ex 172)
78.		PX118989 (Ex 160)
79.		PX118990 (Ex 161)
80.		PX118991 (Ex 162)
81.		PX118994 (Ex 173)
82.		

83.	 <chem>O=C/C=C/c1ccc(cc1)S(=O)(=O)N2CCN(CC2Cc3c[nH]c4ccccc34)S(=O)(=O)c5ccc(cc5)/C(=O)NO</chem>	
84.	 <chem>O=C/C=C/c1ccc(cc1)S(=O)(=O)N2CCN(CC2c3ccccc3)S(=O)(=O)c4ccc(cc4)/C(=O)NO</chem>	
85.	 <chem>O=C/C=C/c1ccc(cc1)S(=O)(=O)N2CCN(CC2Cc3ccccc3)S(=O)(=O)c4ccc(cc4)/C(=O)NO</chem>	
86.	 <chem>O=C/C=C/c1ccc(cc1)S(=O)(=O)N2CCN(CC2CCc3ccccc3)S(=O)(=O)c4ccc(cc4)/C(=O)NO</chem>	
87.	 <chem>O=C/C=C/c1ccc(cc1)S(=O)(=O)N2CCN(CC2C(c3ccccc3)c4ccccc4)S(=O)(=O)c5ccc(cc5)/C(=O)NO</chem>	
88.	 <chem>O=C/C=C/c1ccc(cc1)S(=O)(=O)N2CCN(CC2CCc3ccccc3)S(=O)(=O)c4ccc(cc4)/C(=O)NO</chem>	
89.	 <chem>O=C/C=C/c1ccc(cc1)C(=O)N2CCN(CC2CCc3ccccc3)C(=O)c4ccc(OC)cc4</chem>	
90.	 <chem>O=C/C=C/c1ccc(cc1)C(=O)N2CCN(CC2CCc3ccccc3)C(=O)c4ccc(cc4)/C(=O)NO</chem>	

91.	 <chem>O=C(OH)CCCCC(=O)N1CCN(Cc2ccccc2)CC1</chem>	
92.	 <chem>O=C(OH)CCCCC(=O)N1CCN(Cc2ccccc2)CC1</chem>	
93.	 <chem>O=C(OH)CCCCC(=O)N1CCN(Cc2ccccc2)(Cc3ccccc3)CC1</chem>	
94.	 <chem>O=C(OH)CCCCC(=O)N1CCN(Cc2cccnc2)CC1</chem>	
95.	 <chem>O=C(OH)CCCCC(=O)N1CCN(Cc2ccccc2)CC1</chem>	
96.	 <chem>O=C(OH)CCCCC(=O)N1CCN(Cc2ccccc2)CC1</chem>	
97.	 <chem>O=C(OH)CCCCC(=O)N1CCN(Cc2ccccc2)CC1</chem>	
98.	 <chem>O=C(OH)CCCCC(=O)N1CCN(Cc2ccccc2)(c3ccccc3)CC1</chem>	

99.		
100.		

Note that, where the above examples are salts (e.g., PX118932, PX118882), other analogous salts may also be prepared.

5 Chemical Terms

The term "carbo," "carbyl," "hydrocarbo," and "hydrocarbyl," as used herein, pertain to compounds and/or groups which have only carbon and hydrogen atoms (but see "carbocyclic" below).

10

The term "hetero," as used herein, pertains to compounds and/or groups which have at least one heteroatom, for example, multivalent heteroatoms (which are also suitable as ring heteroatoms) such as boron, silicon, nitrogen, phosphorus, oxygen, sulfur, and selenium (more commonly nitrogen, oxygen, and sulfur) and monovalent heteroatoms,

15

such as fluorine, chlorine, bromine, and iodine.

The term "saturated," as used herein, pertains to compounds and/or groups which do not have any carbon-carbon double bonds or carbon-carbon triple bonds.

20

The term "unsaturated," as used herein, pertains to compounds and/or groups which have at least one carbon-carbon double bond or carbon-carbon triple bond.

The term "aliphatic," as used herein, pertains to compounds and/or groups which are linear or branched, but not cyclic (also known as "acyclic" or "open-chain" groups).

25

The term "ring," as used herein, pertains to a closed ring of from 3 to 10 covalently linked atoms, more preferably 3 to 8 covalently linked atoms, yet more preferably 5 to 6 covalently linked atoms. A ring may be an alicyclic ring or an aromatic ring. The term "alicyclic ring," as used herein, pertains to a ring which is not an aromatic ring.

The term "carbocyclic ring," as used herein, pertains to a ring wherein all of the ring atoms are carbon atoms.

- 5 The term "carboaromatic ring," as used herein, pertains to an aromatic ring wherein all of the ring atoms are carbon atoms.

10 The term "heterocyclic ring," as used herein, pertains to a ring wherein at least one of the ring atoms is a multivalent ring heteroatom, for example, nitrogen, phosphorus, silicon, oxygen, or sulfur, though more commonly nitrogen, oxygen, or sulfur. Preferably, the heterocyclic ring has from 1 to 4 heteroatoms.

15 The term "cyclic compound," as used herein, pertains to a compound which has at least one ring. The term "cyclyl," as used herein, pertains to a monovalent moiety obtained by removing a hydrogen atom from a ring atom of a cyclic compound.

20 Where a cyclic compound has two or more rings, they may be fused (e.g., as in naphthalene), bridged (e.g., as in norbornane), spiro (e.g., as in spiro[3.3]heptane), or a combination thereof. Cyclic compounds with one ring may be referred to as "monocyclic" or "mononuclear," whereas cyclic compounds with two or more rings may be referred to as "polycyclic" or "polynuclear."

25 The term "carbocyclic compound," as used herein, pertains to a cyclic compound which has only carbocyclic ring(s).

The term "heterocyclic compound," as used herein, pertains to a cyclic compound which has at least one heterocyclic ring.

30 The term "aromatic compound," as used herein, pertains to a cyclic compound which has at least one aromatic ring.

The term "carboaromatic compound," as used herein, pertains to a cyclic compound which has only carboaromatic ring(s).

35 The term "heteroaromatic compound," as used herein, pertains to a cyclic compound which has at least one heteroaromatic ring.

The term "monodentate substituents," as used herein, pertains to substituents which have one point of covalent attachment.

- 5 The term "monovalent monodentate substituents," as used herein, pertains to substituents which have one point of covalent attachment, via a single bond. Examples of such substituents include halo, hydroxy, and alkyl.

- 10 The term "multivalent monodentate substituents," as used herein, pertains to substituents which have one point of covalent attachment, but through a double bond or triple bond. Examples of such substituents include oxo, imino, alkylidene, and alkylidyne.

- 15 The term "bidentate substituents," as used herein, pertains to substituents which have two points of covalent attachment, and which act as a linking group between two other moieties. Examples of such substituents include alkylene and arylene.

Substituents

- 20 The phrase "optionally substituted," as used herein, pertains to a parent group which may be unsubstituted or which may be substituted.

- 25 Unless otherwise specified, the term "substituted," as used herein, pertains to a parent group which bears one or more substituents. The term "substituent" is used herein in the conventional sense and refers to a chemical moiety which is covalently attached to, appended to, or if appropriate, fused to, a parent group. A wide variety of substituents are well known, and methods for their formation and introduction into a variety of parent groups are also well known.

- 30 The substituents are described in more detail below.

- 35 Alkyl: The term "alkyl," as used herein, pertains to a monovalent moiety obtained by removing a hydrogen atom from a carbon atom of a hydrocarbon compound having from 1 to 20 carbon atoms (unless otherwise specified), which may be aliphatic or alicyclic, and which may be saturated, partially unsaturated, or fully unsaturated. Thus, the term "alkyl" includes the sub-classes alkenyl, alkynyl, cycloalkyl, etc., discussed below.

- 77 -

In this context, the prefixes (e.g., C₁₋₄, C₁₋₇, C₁₋₂₀, C₂₋₇, C₃₋₇, etc.) denote the number of carbon atoms, or range of number of carbon atoms. For example, the term "C₁₋₄alkyl," as used herein, pertains to an alkyl group having from 1 to 4 carbon atoms. Examples of groups of alkyl groups include C₁₋₄alkyl ("lower alkyl"), C₁₋₇alkyl, and C₁₋₂₀alkyl.

5

Examples of (unsubstituted) saturated alkyl groups include, but are not limited to, methyl (C₁), ethyl (C₂), propyl (C₃), butyl (C₄), pentyl (C₅), hexyl (C₆), heptyl (C₇), octyl (C₈), nonyl (C₉), decyl (C₁₀), undecyl (C₁₁), dodecyl (C₁₂), tridecyl (C₁₃), tetradecyl (C₁₄), pentadecyl (C₁₅), and eicododecyl (C₂₀).

10

Examples of (unsubstituted) saturated linear alkyl groups include, but are not limited to, methyl (C₁), ethyl (C₂), n-propyl (C₃), n-butyl (C₄), n-pentyl (amyl) (C₅), n-hexyl (C₆), and n-heptyl (C₇).

15

Examples of (unsubstituted) saturated branched alkyl groups include iso-propyl (C₃), iso-butyl (C₄), sec-butyl (C₄), tert-butyl (C₄), iso-pentyl (C₅), and neo-pentyl (C₅).

20

Cycloalkyl: The term "cycloalkyl," as used herein, pertains to an alkyl group which is also a cyclyl group; that is, a monovalent moiety obtained by removing a hydrogen atom from an alicyclic ring atom of a cyclic hydrocarbon (carbocyclic) compound, which moiety has from 3 to 20 ring atoms (unless otherwise specified). Preferably, each ring has from 3 to 7 ring atoms.

25

Examples of (unsubstituted) saturated cycloalkyl groups include, but are not limited to, those derived from: cyclopropane (C₃), cyclobutane (C₄), cyclopentane (C₅), cyclohexane (C₆), cycloheptane (C₇), norbornane (C₇), norpinane (C₇), norcarane (C₇), adamantane (C₁₀), and decalin (decahydronaphthalene) (C₁₀).

30

Examples of (substituted) saturated cycloalkyl groups, which are also referred to herein as "alkyl-cycloalkyl" groups, include, but are not limited to, methylcyclopropyl, dimethylcyclopropyl, methylcyclobutyl, dimethylcyclobutyl, methylcyclopentyl, dimethylcyclopentyl, methylcyclohexyl, and dimethylcyclohexyl, menthane, thujane, carane, pinane, bornane, norcarane, and camphene.

35

Examples of (substituted) unsaturated cyclic alkenyl groups, which are also referred to herein as "alkyl-cycloalkenyl" groups, include, but are not limited to, methylcyclopropenyl,

- 78 -

dimethylcyclopropenyl, methylcyclobutenyl, dimethylcyclobutenyl, methylcyclopentenyl, dimethylcyclopentenyl, methylcyclohexenyl, and dimethylcyclohexenyl.

5 Examples of (substituted) cycloalkyl groups, with one or more other rings fused to the parent cycloalkyl group, include, but are not limited to, those derived from: indene (C₉), indan (e.g., 2,3-dihydro-1H-indene) (C₉), tetraline (1,2,3,4-tetrahydronaphthalene (C₁₀), acenaphthene (C₁₂), fluorene (C₁₃), phenalene (C₁₃), acephenanthrene (C₁₅), aceanthrene (C₁₆). For example, 2H-inden-2-yl is a C₅cycloalkyl group with a substituent (phenyl) fused thereto.

10

Alkenyl: The term "alkenyl," as used herein, pertains to an alkyl group having one or more carbon-carbon double bonds. Examples of groups of alkenyl groups include C₂₋₄alkenyl, C₂₋₇alkenyl, C₂₋₂₀alkenyl.

15 Examples of (unsubstituted) unsaturated alkenyl groups include, but are not limited to, ethenyl (vinyl, -CH=CH₂), 1-propenyl (-CH=CH-CH₃), 2-propenyl (allyl, -CH-CH=CH₂), isopropenyl (-C(CH₃)=CH₂), butenyl (C₄), pentenyl (C₅), and hexenyl (C₆).

20 Examples of (unsubstituted) unsaturated cyclic alkenyl groups, which are also referred to herein as "cycloalkenyl" groups, include, but are not limited to, cyclopropenyl (C₃), cyclobutenyl (C₄), cyclopentenyl (C₅), and cyclohexenyl (C₆).

25 Alkynyl: The term "alkynyl," as used herein, pertains to an alkyl group having one or more carbon-carbon triple bonds. Examples of groups of alkynyl groups include C₂₋₄alkynyl, C₂₋₇alkynyl, C₂₋₂₀alkynyl.

Examples of (unsubstituted) unsaturated alkynyl groups include, but are not limited to, ethynyl (ethynyl, -C≡CH) and 2-propynyl (propargyl, -CH₂-C≡CH).

30 Alkylidene: The term "alkylidene," as used herein, pertains to a divalent monodentate moiety obtained by removing two hydrogen atoms from a carbon atom of a hydrocarbon compound having from 1 to 20 carbon atoms (unless otherwise specified), which may be aliphatic or alicyclic, or a combination thereof, and which may be saturated, partially unsaturated, or fully unsaturated. Examples of groups of alkylidene groups include
35 C₁₋₄alkylidene, C₁₋₇alkylidene, C₁₋₂₀alkylidene.

- 79 -

Examples of alkylidene groups include, but are not limited to, methylenidene ($=\text{CH}_2$), ethylenidene ($=\text{CH}-\text{CH}_3$), vinylidene ($=\text{C}=\text{CH}_2$), and isopropylidene ($=\text{C}(\text{CH}_3)_2$). An example of a substituted alkylidene is benzylidene ($=\text{CH}-\text{Ph}$).

5 Alkylidyne: The term "alkylidyne," as used herein, pertains to a trivalent monodentate moiety obtained by removing three hydrogen atoms from a carbon atom of a hydrocarbon compound having from 1 to 20 carbon atoms (unless otherwise specified), which may be aliphatic or alicyclic, or a combination thereof, and which may be saturated, partially unsaturated, or fully unsaturated. Examples of groups of alkylidyne groups include
10 C_{1-4} alkylidyne, C_{1-7} alkylidyne, C_{1-20} alkylidyne.

Examples of alkylidyne groups include, but are not limited to, methyldiyne ($\equiv\text{CH}$) and ethyldiyne ($\equiv\text{C}-\text{CH}_3$).

15 Carbocyclyl: The term "carbocyclyl," as used herein, pertains to a monovalent moiety obtained by removing a hydrogen atom from a ring atom of a carbocyclic compound, which moiety has from 3 to 20 ring atoms (unless otherwise specified). Preferably, each ring has from 3 to 7 ring atoms.

20 In this context, the prefixes (e.g., C_{3-20} , C_{3-7} , C_{5-6} , etc.) denote the number of ring atoms, or range of number of ring atoms. For example, the term " C_{5-6} carbocyclyl," as used herein, pertains to a carbocyclyl group having 5 or 6 ring atoms. Examples of groups of carbocyclyl groups include C_{3-20} carbocyclyl, C_{3-10} carbocyclyl, C_{5-10} carbocyclyl, C_{3-7} carbocyclyl, and C_{5-7} carbocyclyl.

25 Examples of carbocyclic groups include, but are not limited to, those described above as cycloalkyl groups; and those described below as carboaryl groups.

30 Heterocyclyl: The term "heterocyclyl," as used herein, pertains to a monovalent moiety obtained by removing a hydrogen atom from a ring atom of a heterocyclic compound, which moiety has from 3 to 20 ring atoms (unless otherwise specified), of which from 1 to 10 are ring heteroatoms. Preferably, each ring has from 3 to 7 ring atoms, of which from 1 to 4 are ring heteroatoms.

35 In this context, the prefixes (e.g., C_{3-20} , C_{3-7} , C_{5-6} , etc.) denote the number of ring atoms, or range of number of ring atoms, whether carbon atoms or heteroatoms. For example, the

- 80 -

term "C₅₋₆heterocyclyl," as used herein, pertains to a heterocyclyl group having 5 or 6 ring atoms. Examples of groups of heterocyclyl groups include C₃₋₂₀heterocyclyl, C₃₋₇heterocyclyl, C₅₋₇heterocyclyl, and C₅₋₆heterocyclyl.

5 Examples of (non-aromatic) monocyclic heterocyclyl groups include, but are not limited to, those derived from:

N₁: aziridine (C₃), azetidine (C₄), pyrrolidine (tetrahydropyrrole) (C₅), pyrroline (e.g., 3-pyrroline, 2,5-dihydropyrrole) (C₅), 2H-pyrrole or 3H-pyrrole (isopyrrole, isoazole) (C₅),
10 piperidine (C₆), dihydropyridine (C₆), tetrahydropyridine (C₆), azepine (C₇);

O₁: oxirane (C₃), oxetane (C₄), oxolane (tetrahydrofuran) (C₅), oxole (dihydrofuran) (C₅),
oxane (tetrahydropyran) (C₆), dihydropyran (C₆), pyran (C₆), oxepin (C₇);

15 S₁: thiirane (C₃), thietane (C₄), thiolane (tetrahydrothiophene) (C₅), thiane (tetrahydrothiopyran) (C₆), thiepane (C₇);

O₂: dioxolane (C₅), dioxane (C₆), and dioxepane (C₇);

20 O₃: trioxane (C₆);

N₂: imidazolidine (C₅), pyrazolidine (diazolidine) (C₅), imidazoline (C₅), pyrazoline (dihydropyrazole) (C₅), piperazine (C₆);

25 N₁O₁: tetrahydrooxazole (C₅), dihydrooxazole (C₅), tetrahydroisoxazole (C₅), dihydroisoxazole (C₅), morpholine (C₆), tetrahydrooxazine (C₆), dihydrooxazine (C₆), oxazine (C₆);

N₁S₁: thiazoline (C₅), thiazolidine (C₅), thiomorpholine (C₆);

30

N₂O₁: oxadiazine (C₆);

O₁S₁: oxathiole (C₅) and oxathiane (thioxane) (C₆); and,

35

N₁O₁S₁: oxathiazine (C₆).

Examples of substituted (non-aromatic) monocyclic heterocyclyl groups include saccharides, in cyclic form, for example, furanoses (C₅), such as arabinofuranose, lyxofuranose, ribofuranose, and xylofuranse, and pyranoses (C₆), such as allopyranose, altropyranose, glucopyranose, mannopyranose, gulopyranose, idopyranose, galactopyranose, and talopyranose.

Examples of heterocyclyl groups which are also heteroaryl groups are described below with aryl groups.

10 Aryl: The term "aryl," as used herein, pertains to a monovalent moiety obtained by removing a hydrogen atom from an aromatic ring atom of an aromatic compound, which moiety has from 3 to 20 ring atoms (unless otherwise specified). Preferably, each ring has from 5 to 7 ring atoms.

15 In this context, the prefixes (e.g., C₃₋₂₀, C₅₋₇, C₅₋₆, etc.) denote the number of ring atoms, or range of number of ring atoms, whether carbon atoms or heteroatoms. For example, the term "C₅₋₆aryl," as used herein, pertains to an aryl group having 5 or 6 ring atoms. Examples of groups of aryl groups include C₃₋₂₀aryl, C₃₋₁₂aryl, C₅₋₁₂aryl, C₅₋₇aryl, and C₅₋₆aryl.

20 The ring atoms may be all carbon atoms, as in "carboaryl groups" (e.g., C₅₋₂₀carboaryl).

Examples of carboaryl groups include, but are not limited to, those derived from benzene (i.e., phenyl) (C₆), naphthalene (C₁₀), azulene (C₁₀), anthracene (C₁₄), phenanthrene (C₁₄), naphthacene (C₁₈), and pyrene (C₁₆).

Examples of aryl groups which comprise fused rings, at least one of which is an aromatic ring, include, but are not limited to, groups derived from indene (C₉), isoindene (C₉), and fluorene (C₁₃).

30 Alternatively, the ring atoms may include one or more heteroatoms, as in "heteroaryl groups" (e.g., C₅₋₂₀heteroaryl).

Examples of monocyclic heteroaryl groups include, but are not limited to, those derived from:

35 N₁: pyrrole (azole) (C₅), pyridine (azine) (C₆);

- 82 -

- O₁: furan (oxole) (C₅);
 S₁: thiophene (thiole) (C₅);
 N₁O₁: oxazole (C₅), isoxazole (C₅), isoxazine (C₆);
 N₂O₁: oxadiazole (furazan) (C₅);
 5 N₃O₁: oxatriazole (C₅);
 N₁S₁: thiazole (C₅), isothiazole (C₅);
 N₂: imidazole (1,3-diazole) (C₅), pyrazole (1,2-diazole) (C₅), pyridazine (1,2-diazine) (C₆),
 pyrimidine (1,3-diazine) (C₆) (e.g., cytosine, thymine, uracil), pyrazine (1,4-diazine) (C₆);
 N₃: triazole (C₅), triazine (C₆); and,
 10 N₄: tetrazole (C₅).

Examples of heterocyclic groups (some of which are also heteroaryl groups) which comprise fused rings, include, but are not limited to:

- C₉heterocyclic groups (with 2 fused rings) derived from benzofuran (O₁),
 15 isobenzofuran (O₁), indole (N₁), isoindole (N₁), indolizine (N₁), indoline (N₁), isoindoline (N₁), purine (N₄) (e.g., adenine, guanine), benzimidazole (N₂), indazole (N₂), benzoxazole (N₁O₁), benzisoxazole (N₁O₁), benzodioxole (O₂), benzofurazan (N₂O₁), benzotriazole (N₃), benzothiofuran (S₁), benzothiazole (N₁S₁), benzothiadiazole (N₂S);
 C₁₀heterocyclic groups (with 2 fused rings) derived from chromene (O₁),
 20 isochromene (O₁), chroman (O₁), isochroman (O₁), benzodioxan (O₂), quinoline (N₁), isoquinoline (N₁), quinolizine (N₁), benzoxazine (N₁O₁), benzodiazine (N₂), pyridopyridine (N₂), quinoxaline (N₂), quinazoline (N₂), cinnoline (N₂), phthalazine (N₂), naphthyridine (N₂), pteridine (N₄);
 C₁₃heterocyclic groups (with 3 fused rings) derived from carbazole (N₁),
 25 dibenzofuran (O₁), dibenzothiophene (S₁), carboline (N₂), perimidine (N₂), pyridoindole (N₂); and,
 C₁₄heterocyclic groups (with 3 fused rings) derived from acridine (N₁), xanthene (O₁), thioxanthene (S₁), oxanthrene (O₂), phenoxathiin (O₁S₁), phenazine (N₂), phenoxazine (N₁O₁), phenothiazine (N₁S₁), thianthrene (S₂), phenanthridine (N₁),
 30 phenanthroline (N₂), phenazine (N₂).

Heterocyclic groups (including heteroaryl groups) which have a nitrogen ring atom in the form of an -NH- group may be N-substituted, that is, as -NR-. For example, pyrrole may be N-methyl substituted, to give N-methylpyrrole. Examples of N-substituents include, but
 35 are not limited to C₁₋₇alkyl, C₃₋₂₀heterocyclyl, C₅₋₂₀aryl, and acyl groups.

Heterocyclic groups (including heteroaryl groups) which have a nitrogen ring atom in the form of an $-N=$ group may be substituted in the form of an N-oxide, that is, as $-N(\rightarrow O)=$ (also denoted $-N^+(\rightarrow O^-)=$). For example, quinoline may be substituted to give quinoline N-oxide; pyridine to give pyridine N-oxide; benzofurazan to give benzofurazan N-oxide (also known as benzofuroxan).

Cyclic groups may additionally bear one or more oxo ($=O$) groups on ring carbon atoms. Monocyclic examples of such groups include, but are not limited to, those derived from:

C_5 : cyclopentanone, cyclopentenone, cyclopentadienone;

C_6 : cyclohexanone, cyclohexenone, cyclohexadienone;

O_1 : furanone (C_5), pyrone (C_6);

N_1 : pyrrolidone (pyrrolidinone) (C_5), piperidinone (piperidone) (C_6), piperidinedione (C_6);

N_2 : imidazolidone (imidazolidinone) (C_5), pyrazolone (pyrazolinone) (C_5), piperazinone (C_6), piperazinedione (C_6), pyridazinone (C_6), pyrimidinone (C_6) (e.g., cytosine),

pyrimidinedione (C_6) (e.g., thymine, uracil), barbituric acid (C_6);

N_1S_1 : thiazolone (C_5), isothiazolone (C_5);

N_1O_1 : oxazolinone (C_5).

Polycyclic examples of such groups include, but are not limited to, those derived from:

C_9 : indenedione;

C_{10} : tetralone, decalone;

C_{14} : anthrone, phenanthrone;

N_1 : oxindole (C_9);

O_1 : benzopyrone (e.g., coumarin, isocoumarin, chromone) (C_{10});

N_1O_1 : benzoxazolinone (C_9), benzoxazolinone (C_{10});

N_2 : quinazolinedione (C_{10});

N_4 : purinone (C_9) (e.g., guanine).

Still more examples of cyclic groups which bear one or more oxo ($=O$) groups on ring carbon atoms include, but are not limited to, those derived from:

cyclic anhydrides ($-C(=O)-O-C(=O)-$ in a ring), including but not limited to maleic anhydride (C_5), succinic anhydride (C_5), and glutaric anhydride (C_6);

cyclic carbonates ($-O-C(=O)-O-$ in a ring), such as ethylene carbonate (C_5) and 1,2-propylene carbonate (C_5);

imides ($-C(=O)-NR-C(=O)-$ in a ring), including but not limited to, succinimide (C_5), maleimide (C_5), phthalimide, and glutarimide (C_6);

- 84 -

lactones (cyclic esters, -O-C(=O)- in a ring), including, but not limited to, β -propiolactone, γ -butyrolactone, δ -valerolactone (2-piperidone), and ϵ -caprolactone;

lactams (cyclic amides, -NR-C(=O)- in a ring), including, but not limited to, β -propiolactam (C₄), γ -butyrolactam (2-pyrrolidone) (C₅), δ -valerolactam (C₆), and ϵ -caprolactam (C₇);

cyclic carbamates (-O-C(=O)-NR- in a ring), such as 2-oxazolidone (C₅);

cyclic ureas (-NR-C(=O)-NR- in a ring), such as 2-imidazolidone (C₅) and pyrimidine-2,4-dione (e.g., thymine, uracil) (C₆).

10 The above alkyl, alkylidene, alkylidyne, heterocyclyl, and aryl groups, whether alone or part of another substituent, may themselves optionally be substituted with one or more groups selected from themselves and the additional substituents listed below.

15 Hydrogen: -H. Note that if the substituent at a particular position is hydrogen, it may be convenient to refer to the compound as being "unsubstituted" at that position.

Halo: -F, -Cl, -Br, and -I.

Hydroxy: -OH.

20

Ether: -OR, wherein R is an ether substituent, for example, a C₁₋₇alkyl group (also referred to as a C₁₋₇alkoxy group, discussed below), a C₃₋₂₀heterocyclyl group (also referred to as a C₃₋₂₀heterocycloxy group), or a C₅₋₂₀aryl group (also referred to as a C₅₋₂₀aryloxy group), preferably a C₁₋₇alkyl group.

25

C₁₋₇alkoxy: -OR, wherein R is a C₁₋₇alkyl group. Examples of C₁₋₇alkoxy groups include, but are not limited to, -OMe (methoxy), -OEt (ethoxy), -O(nPr) (n-propoxy), -O(iPr) (isopropoxy), -O(nBu) (n-butoxy), -O(sBu) (sec-butoxy), -O(iBu) (isobutoxy), and -O(tBu) (tert-butoxy).

30

Acetal: -CH(OR¹)(OR²), wherein R¹ and R² are independently acetal substituents, for example, a C₁₋₇alkyl group, a C₃₋₂₀heterocyclyl group, or a C₅₋₂₀aryl group, preferably a C₁₋₇alkyl group, or, in the case of a "cyclic" acetal group, R¹ and R², taken together with the two oxygen atoms to which they are attached, and the carbon atoms to which they are attached, form a heterocyclic ring having from 4 to 8 ring atoms. Examples of acetal groups include, but are not limited to, -CH(OMe)₂, -CH(OEt)₂, and -CH(OMe)(OEt).

35

Hemiacetal: $-\text{CH}(\text{OH})(\text{OR}^1)$, wherein R^1 is a hemiacetal substituent, for example, a C_{1-7} alkyl group, a C_{3-20} heterocyclyl group, or a C_{5-20} aryl group, preferably a C_{1-7} alkyl group. Examples of hemiacetal groups include, but are not limited to, $-\text{CH}(\text{OH})(\text{OMe})$ and

5 $-\text{CH}(\text{OH})(\text{OEt})$.

Ketal: $-\text{CR}(\text{OR}^1)(\text{OR}^2)$, where R^1 and R^2 are as defined for acetals, and R is a ketal substituent other than hydrogen, for example, a C_{1-7} alkyl group, a C_{3-20} heterocyclyl group, or a C_{5-20} aryl group, preferably a C_{1-7} alkyl group. Examples ketal groups include, but are not limited to, $-\text{C}(\text{Me})(\text{OMe})_2$, $-\text{C}(\text{Me})(\text{OEt})_2$, $-\text{C}(\text{Me})(\text{OMe})(\text{OEt})$, $-\text{C}(\text{Et})(\text{OMe})_2$,

10 $-\text{C}(\text{Et})(\text{OEt})_2$, and $-\text{C}(\text{Et})(\text{OMe})(\text{OEt})$.

Hemiketal: $-\text{CR}(\text{OH})(\text{OR}^1)$, where R^1 is as defined for hemiacetals, and R is a hemiketal substituent other than hydrogen, for example, a C_{1-7} alkyl group, a C_{3-20} heterocyclyl group, or a C_{5-20} aryl group, preferably a C_{1-7} alkyl group. Examples of hemiacetal groups include, but are not limited to, $-\text{C}(\text{Me})(\text{OH})(\text{OMe})$, $-\text{C}(\text{Et})(\text{OH})(\text{OMe})$, $-\text{C}(\text{Me})(\text{OH})(\text{OEt})$, and

15 $-\text{C}(\text{Et})(\text{OH})(\text{OEt})$.

Oxo (keto, -one): $=\text{O}$.

20

Thione (thioketone): $=\text{S}$.

Imino (imine): $=\text{NR}$, wherein R is an imino substituent, for example, hydrogen, C_{1-7} alkyl group, a C_{3-20} heterocyclyl group, or a C_{5-20} aryl group, preferably hydrogen or a C_{1-7} alkyl group. Examples of ester groups include, but are not limited to, $=\text{NH}$, $=\text{NMe}$, $=\text{NEt}$, and $=\text{NPh}$.

25

Formyl (carbaldehyde, carboxaldehyde): $-\text{C}(=\text{O})\text{H}$.

Acyl (keto): $-\text{C}(=\text{O})\text{R}$, wherein R is an acyl substituent, for example, a C_{1-7} alkyl group (also referred to as C_{1-7} alkylacyl or C_{1-7} alkanoyl), a C_{3-20} heterocyclyl group (also referred to as C_{3-20} heterocyclylacyl), or a C_{5-20} aryl group (also referred to as C_{5-20} arylacyl), preferably a C_{1-7} alkyl group. Examples of acyl groups include, but are not limited to, $-\text{C}(=\text{O})\text{CH}_3$ (acetyl), $-\text{C}(=\text{O})\text{CH}_2\text{CH}_3$ (propionyl), $-\text{C}(=\text{O})\text{C}(\text{CH}_3)_3$ (t-butyryl), and $-\text{C}(=\text{O})\text{Ph}$ (benzoyl, phenone).

30

35

- 86 -

Acylhalide (haloformyl, halocarbonyl): $-C(=O)X$, wherein X is -F, -Cl, -Br, or -I, preferably -Cl, -Br, or -I.

Carboxy (carboxylic acid): $-C(=O)OH$.

5

Thiocarboxy (thiocarboxylic acid): $-C(=S)SH$.

Thiolocarboxy (thiolocarboxylic acid): $-C(=O)SH$.

10

Thionocarboxy (thionocarboxylic acid): $-C(=S)OH$.

Imidic acid: $-C(=NH)OH$.

Hydroxamic acid: $-C(=NOH)OH$.

15

Ester (carboxylate, carboxylic acid ester, oxycarbonyl): $-C(=O)OR$, wherein R is an ester substituent, for example, a C_{1-7} alkyl group, a C_{3-20} heterocyclyl group, or a C_{5-20} aryl group, preferably a C_{1-7} alkyl group. Examples of ester groups include, but are not limited to, $-C(=O)OCH_3$, $-C(=O)OCH_2CH_3$, $-C(=O)OC(CH_3)_3$, and $-C(=O)OPh$.

20

Acyloxy (reverse ester): $-OC(=O)R$, wherein R is an acyloxy substituent, for example, a C_{1-7} alkyl group, a C_{3-20} heterocyclyl group, or a C_{5-20} aryl group, preferably a C_{1-7} alkyl group. Examples of acyloxy groups include, but are not limited to, $-OC(=O)CH_3$ (acetoxy), $-OC(=O)CH_2CH_3$, $-OC(=O)C(CH_3)_3$, $-OC(=O)Ph$, and $-OC(=O)CH_2Ph$.

25

Oxycarboxyloxy: $-OC(=O)OR$, wherein R is an ester substituent, for example, a C_{1-7} alkyl group, a C_{3-20} heterocyclyl group, or a C_{5-20} aryl group, preferably a C_{1-7} alkyl group. Examples of ester groups include, but are not limited to, $-OC(=O)OCH_3$, $-OC(=O)OCH_2CH_3$, $-OC(=O)OC(CH_3)_3$, and $-OC(=O)OPh$.

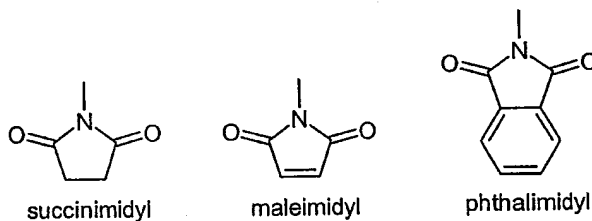
30

Amido (carbamoyl, carbamyl, aminocarbonyl, carboxamide): $-C(=O)NR^1R^2$, wherein R^1 and R^2 are independently amino substituents, as defined for amino groups. Examples of amido groups include, but are not limited to, $-C(=O)NH_2$, $-C(=O)NHCH_3$, $-C(=O)N(CH_3)_2$, $-C(=O)NHCH_2CH_3$, and $-C(=O)N(CH_2CH_3)_2$, as well as amido groups in which R^1 and R^2 , together with the nitrogen atom to which they are attached, form a heterocyclic structure

35

as in, for example, piperidinocarbonyl, morpholinocarbonyl, thiomorpholinocarbonyl, and piperazinocarbonyl.

5 Acylamido (acylamino): $-NR^1C(=O)R^2$, wherein R^1 is an amide substituent, for example, hydrogen, a C_{1-7} alkyl group, a C_{3-20} heterocyclyl group, or a C_{5-20} aryl group, preferably hydrogen or a C_{1-7} alkyl group, and R^2 is an acyl substituent, for example, a C_{1-7} alkyl group, a C_{3-20} heterocyclyl group, or a C_{5-20} aryl group, preferably hydrogen or a C_{1-7} alkyl group. Examples of acylamide groups include, but are not limited to, $-NHC(=O)CH_3$, $-NHC(=O)CH_2CH_3$, and $-NHC(=O)Ph$. R^1 and R^2 may together form a cyclic structure, as
 10 in, for example, succinimidyl, maleimidyl, and phthalimidyl:



Aminocarbonyloxy: $-OC(=O)NR^1R^2$, wherein R^1 and R^2 are independently amino substituents, as defined for amino groups. Examples of aminocarbonyloxy groups include,
 15 but are not limited to, $-OC(=O)NH_2$, $-OC(=O)NHMe$, $-OC(=O)NMe_2$, and $-OC(=O)NEt_2$.

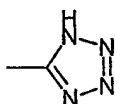
Thioamido (thiocarbamyl): $-C(=S)NR^1R^2$, wherein R^1 and R^2 are independently amino substituents, as defined for amino groups. Examples of amido groups include, but are not limited to, $-C(=S)NH_2$, $-C(=S)NHCH_3$, $-C(=S)N(CH_3)_2$, and $-C(=S)NHCH_2CH_3$.

20 Ureido: $-N(R^1)CONR^2R^3$ wherein R^2 and R^3 are independently amino substituents, as defined for amino groups, and R^1 is a ureido substituent, for example, hydrogen, a C_{1-7} alkyl group, a C_{3-20} heterocyclyl group, or a C_{5-20} aryl group, preferably hydrogen or a C_{1-7} alkyl group. Examples of ureido groups include, but are not limited to, $-NHCONH_2$,
 25 $-NHCONHMe$, $-NHCONHEt$, $-NHCONMe_2$, $-NHCONEt_2$, $-NMeCONH_2$, $-NMeCONHMe$, $-NMeCONHEt$, $-NMeCONMe_2$, and $-NMeCONEt_2$.

Guanidino: $-NH-C(=NH)NH_2$.

30 Tetrazolyl: a five membered aromatic ring having four nitrogen atoms and one carbon atom,

- 88 -



Amino: $-NR^1R^2$, wherein R^1 and R^2 are independently amino substituents, for example, hydrogen, a C_{1-7} alkyl group (also referred to as C_{1-7} alkylamino or di- C_{1-7} alkylamino), a C_{3-20} heterocyclyl group, or a C_{5-20} aryl group, preferably H or a C_{1-7} alkyl group, or, in the case of a "cyclic" amino group, R^1 and R^2 , taken together with the nitrogen atom to which they are attached, form a heterocyclic ring having from 4 to 8 ring atoms. Amino groups may be primary ($-NH_2$), secondary ($-NHR^1$), or tertiary ($-NHR^1R^2$), and in cationic form, may be quaternary ($-^+NR^1R^2R^3$). Examples of amino groups include, but are not limited to, $-NH_2$, $-NHCH_3$, $-NHC(CH_3)_2$, $-N(CH_3)_2$, $-N(CH_2CH_3)_2$, and $-NPh$. Examples of cyclic amino groups include, but are not limited to, aziridino, azetidino, pyrrolidino, piperidino, piperazino, morpholino, and thiomorpholino.

Imino: $=NR$, wherein R is an imino substituent, for example, for example, hydrogen, a C_{1-7} alkyl group, a C_{3-20} heterocyclyl group, or a C_{5-20} aryl group, preferably H or a C_{1-7} alkyl group. Examples of imino groups include, but are not limited to, $=NH$, $=NMe$, and $=NEt$.

Amidine (amidino): $-C(=NR)NR_2$, wherein each R is an amidine substituent, for example, hydrogen, a C_{1-7} alkyl group, a C_{3-20} heterocyclyl group, or a C_{5-20} aryl group, preferably H or a C_{1-7} alkyl group. Examples of amidine groups include, but are not limited to, $-C(=NH)NH_2$, $-C(=NH)NMe_2$, and $-C(=NMe)NMe_2$.

Nitro: $-NO_2$.

Cyano (nitrile, carbonitrile): $-CN$.

Isocyano: $-NC$.

Cyanato: $-OCN$.

30

Isocyanato: $-NCO$.

Isothiocyano (isothiocyanato): $-NCS$.

Sulfhydryl (thiol, mercapto): $-SH$.

Thioether (sulfide): -SR, wherein R is a thioether substituent, for example, a C₁₋₇alkyl group (also referred to as a C₁₋₇alkylthio group), a C₃₋₂₀heterocyclyl group, or a C₅₋₂₀aryl group, preferably a C₁₋₇alkyl group. Examples of C₁₋₇alkylthio groups include, but are not limited to, -SCH₃ and -SCH₂CH₃.

Disulfide: -SS-R, wherein R is a disulfide substituent, for example, a C₁₋₇alkyl group, a C₃₋₂₀heterocyclyl group, or a C₅₋₂₀aryl group, preferably a C₁₋₇alkyl group (also referred to herein as C₁₋₇alkyl disulfide). Examples of C₁₋₇alkyl disulfide groups include, but are not limited to, -SSCH₃ and -SSCH₂CH₃.

Sulfine (sulfinyl, sulfoxide): -S(=O)R, wherein R is a sulfine substituent, for example, a C₁₋₇alkyl group, a C₃₋₂₀heterocyclyl group, or a C₅₋₂₀aryl group, preferably a C₁₋₇alkyl group. Examples of sulfine groups include, but are not limited to, -S(=O)CH₃ and -S(=O)CH₂CH₃.

Sulfone (sulfonyl): -S(=O)₂R, wherein R is a sulfone substituent, for example, a C₁₋₇alkyl group, a C₃₋₂₀heterocyclyl group, or a C₅₋₂₀aryl group, preferably a C₁₋₇alkyl group, including, for example, a fluorinated or perfluorinated C₁₋₇alkyl group. Examples of sulfone groups include, but are not limited to, -S(=O)₂CH₃ (methanesulfonyl, mesyl), -S(=O)₂CF₃ (triflyl), -S(=O)₂CH₂CH₃ (esyl), -S(=O)₂C₄F₉ (nonafllyl), -S(=O)₂CH₂CF₃ (tresyl), -S(=O)₂CH₂CH₂NH₂ (tauryl), -S(=O)₂Ph (phenylsulfonyl, besyl), 4-methylphenylsulfonyl (tosyl), 4-chlorophenylsulfonyl (closyl), 4-bromophenylsulfonyl (brosyl), 4-nitrophenyl (nosyl), 2-naphthalenesulfonate (napsyl), and 5-dimethylamino-naphthalen-1-ylsulfonate (dansyl).

Sulfinic acid (sulfino): -S(=O)OH, -SO₂H.

Sulfonic acid (sulfo): -S(=O)₂OH, -SO₃H.

Sulfinate (sulfinic acid ester): -S(=O)OR; wherein R is a sulfinate substituent, for example, a C₁₋₇alkyl group, a C₃₋₂₀heterocyclyl group, or a C₅₋₂₀aryl group, preferably a C₁₋₇alkyl group. Examples of sulfinate groups include, but are not limited to, -S(=O)OCH₃ (methoxysulfinyl; methyl sulfinate) and -S(=O)OCH₂CH₃ (ethoxysulfinyl; ethyl sulfinate).

Sulfonate (sulfonic acid ester): -S(=O)₂OR, wherein R is a sulfonate substituent, for example, a C₁₋₇alkyl group, a C₃₋₂₀heterocyclyl group, or a C₅₋₂₀aryl group, preferably a

- 90 -

C_{1-7} alkyl group. Examples of sulfonate groups include, but are not limited to, $-S(=O)_2OCH_3$ (methoxysulfonyl; methyl sulfonate) and $-S(=O)_2OCH_2CH_3$ (ethoxysulfonyl; ethyl sulfonate).

- 5 Sulfinyloxy: $-OS(=O)R$, wherein R is a sulfinyloxy substituent, for example, a C_{1-7} alkyl group, a C_{3-20} heterocyclyl group, or a C_{5-20} aryl group, preferably a C_{1-7} alkyl group. Examples of sulfinyloxy groups include, but are not limited to, $-OS(=O)CH_3$ and $-OS(=O)CH_2CH_3$.
- 10 Sulfonyloxy: $-OS(=O)_2R$, wherein R is a sulfonyloxy substituent, for example, a C_{1-7} alkyl group, a C_{3-20} heterocyclyl group, or a C_{5-20} aryl group, preferably a C_{1-7} alkyl group. Examples of sulfonyloxy groups include, but are not limited to, $-OS(=O)_2CH_3$ (mesylate) and $-OS(=O)_2CH_2CH_3$ (esylate).
- 15 Sulfate: $-OS(=O)_2OR$; wherein R is a sulfate substituent, for example, a C_{1-7} alkyl group, a C_{3-20} heterocyclyl group, or a C_{5-20} aryl group, preferably a C_{1-7} alkyl group. Examples of sulfate groups include, but are not limited to, $-OS(=O)_2OCH_3$ and $-SO(=O)_2OCH_2CH_3$.
- 20 Sulfamyl (sulfamoyl; sulfinic acid amide; sulfinamide): $-S(=O)NR^1R^2$, wherein R^1 and R^2 are independently amino substituents, as defined for amino groups. Examples of sulfamyl groups include, but are not limited to, $-S(=O)NH_2$, $-S(=O)NH(CH_3)$, $-S(=O)N(CH_3)_2$, $-S(=O)NH(CH_2CH_3)$, $-S(=O)N(CH_2CH_3)_2$, and $-S(=O)NHPH$.
- 25 Sulfonamido (sulfinamoyl; sulfonic acid amide; sulfonamide): $-S(=O)_2NR^1R^2$, wherein R^1 and R^2 are independently amino substituents, as defined for amino groups. Examples of sulfonamido groups include, but are not limited to, $-S(=O)_2NH_2$, $-S(=O)_2NH(CH_3)$, $-S(=O)_2N(CH_3)_2$, $-S(=O)_2NH(CH_2CH_3)$, $-S(=O)_2N(CH_2CH_3)_2$, and $-S(=O)_2NHPH$.
- 30 Sulfamino: $-NR^1S(=O)_2OH$, wherein R^1 is an amino substituent, as defined for amino groups. Examples of sulfamino groups include, but are not limited to, $-NHS(=O)_2OH$ and $-N(CH_3)S(=O)_2OH$.
- 35 Sulfonamino: $-NR^1S(=O)_2R$, wherein R^1 is an amino substituent, as defined for amino groups, and R is a sulfonamino substituent, for example, a C_{1-7} alkyl group, a C_{3-20} heterocyclyl group, or a C_{5-20} aryl group, preferably a C_{1-7} alkyl group. Examples of

sulfonamino groups include, but are not limited to, $-\text{NHS}(=\text{O})_2\text{CH}_3$ and $-\text{N}(\text{CH}_3)\text{S}(=\text{O})_2\text{C}_6\text{H}_5$.

5 Sulfinamino: $-\text{NR}^1\text{S}(=\text{O})\text{R}$, wherein R^1 is an amino substituent, as defined for amino groups, and R is a sulfinamino substituent, for example, a C_{1-7} alkyl group, a C_{3-20} heterocyclyl group, or a C_{5-20} aryl group, preferably a C_{1-7} alkyl group. Examples of sulfinamino groups include, but are not limited to, $-\text{NHS}(=\text{O})\text{CH}_3$ and $-\text{N}(\text{CH}_3)\text{S}(=\text{O})\text{C}_6\text{H}_5$.

10 In many cases, substituents may themselves be substituted. For example, a C_{1-7} alkyl group may be substituted with, for example, hydroxy (also referred to as a C_{1-7} hydroxyalkyl group), C_{1-7} alkoxy (also referred to as a C_{1-7} alkoxyalkyl group), amino (also referred to as a C_{1-7} aminoalkyl group), halo (also referred to as a C_{1-7} haloalkyl group), carboxy (also referred to as a C_{1-7} carboxyalkyl group), and C_{5-20} aryl (also referred to as a C_{5-20} aryl- C_{1-7} alkyl group).

15 Similarly, a C_{5-20} aryl group may be substituted with, for example, hydroxy (also referred to as a C_{5-20} hydroxyaryl group), halo (also referred to as a C_{5-20} haloaryl group), amino (also referred to as a C_{5-20} aminoaryl group, e.g., as in aniline), C_{1-7} alkyl (also referred to as a C_{1-7} alkyl- C_{5-20} aryl group, e.g., as in toluene), and C_{1-7} alkoxy (also referred to as a C_{1-7} alkoxy- C_{5-20} aryl group, e.g., as in anisole).

These and other specific examples of such substituted-substituents are described below.

25 C_{1-7} haloalkyl group: The term " C_{1-7} haloalkyl group," as used herein, pertains to a C_{1-7} alkyl group in which at least one hydrogen atom (e.g., 1, 2, 3) has been replaced with a halogen atom (e.g., F, Cl, Br, I). If more than one hydrogen atom has been replaced with a halogen atom, the halogen atoms may independently be the same or different. Every hydrogen atom may be replaced with a halogen atom, in which case the group may conveniently be referred to as a C_{1-7} perhaloalkyl group." Examples of C_{1-7} haloalkyl groups include, but are not limited to, $-\text{CF}_3$, $-\text{CHF}_2$, $-\text{CH}_2\text{F}$, $-\text{CCl}_3$, $-\text{CBr}_3$, $-\text{CH}_2\text{CH}_2\text{F}$, $-\text{CH}_2\text{CHF}_2$, and $-\text{CH}_2\text{CF}_3$.

35 C_{1-7} haloalkoxy: $-\text{OR}$, wherein R is a C_{1-7} haloalkyl group. Examples of C_{1-7} haloalkoxy groups include, but are not limited to, $-\text{OCF}_3$, $-\text{OCHF}_2$, $-\text{OCH}_2\text{F}$, $-\text{OCCl}_3$, $-\text{OCBr}_3$, $-\text{OCH}_2\text{CH}_2\text{F}$, $-\text{OCH}_2\text{CHF}_2$, and $-\text{OCH}_2\text{CF}_3$.

C₁₋₇-hydroxyalkyl: The term "C₁₋₇-hydroxyalkyl group," as used herein, pertains to a C₁₋₇-alkyl group in which at least one hydrogen atom has been replaced with a hydroxy group. Examples of C₁₋₇-hydroxyalkyl groups include, but are not limited to, -CH₂OH, -CH₂CH₂OH, and -CH(OH)CH₂OH.

5

C₁₋₇-carboxyalkyl: The term "C₁₋₇-carboxyalkyl group," as used herein, pertains to a C₁₋₇-alkyl group in which at least one hydrogen atom has been replaced with a carboxy group. Examples of C₁₋₇-carboxyalkyl groups include, but are not limited to, -CH₂COOH and -CH₂CH₂COOH.

10

C₁₋₇-aminoalkyl: The term "C₁₋₇-aminoalkyl group," as used herein, pertains to a C₁₋₇-alkyl group in which at least one hydrogen atom has been replaced with an amino group. Examples of C₁₋₇-aminoalkyl groups include, but are not limited to, -CH₂NH₂, -CH₂CH₂NH₂, and -CH₂CH₂N(CH₃)₂.

15

C₁₋₇-aminoalkylamino: The term "C₁₋₇-aminoalkylamino," as used herein, pertains to an amino group, -NR¹R², in which one of the substituents, R¹ or R², is itself a C₁₋₇-aminoalkyl group (-C₁₋₇-alkyl-NR¹R²). The C₁₋₇-aminoalkylamino may be represented, for example, by the formula -NR¹-C₁₋₇-alkyl-NR¹R². Examples of amino-C₁₋₇-alkylamino groups include, but are not limited to, groups of the formula -NR¹(CH₂)_nNR¹R², where n is 1 to 6, for example, -NHCH₂NH₂, -NH(CH₂)₂NH₂, -NH(CH₂)₃NH₂, -NH(CH₂)₄NH₂, -NH(CH₂)₅NH₂, -NH(CH₂)₆NH₂, -NHCH₂NH(Me), -NH(CH₂)₂NH(Me), -NH(CH₂)₃NH(Me), -NH(CH₂)₄NH(Me), -NH(CH₂)₅NH(Me), -NH(CH₂)₆NH(Me), -NHCH₂NH(Et), -NH(CH₂)₂NH(Et), -NH(CH₂)₃NH(Et), -NH(CH₂)₄NH(Et), -NH(CH₂)₅NH(Et), and -NH(CH₂)₆NH(Et).

20
25

C₁₋₇-alkyl-C₅₋₂₀-aryl: The term "C₁₋₇-alkyl-C₅₋₂₀-aryl," as used herein, describes certain C₅₋₂₀-aryl groups which have been substituted with a C₁₋₇-alkyl group. Examples of such groups include, but are not limited to, tolyl (from toluene), xylyl (from xylene), mesityl (from mesitylene), and cumenyl (or cumyl, from cumene), and duryl (from durene).

30

C₁₋₇-alkyl-C₅₋₂₀-aryloxy: The term "C₁₋₇-alkyl-C₅₋₂₀-aryloxy," as used herein, describes certain C₅₋₂₀-aryloxy groups which have been substituted with a C₁₋₇-alkyl group. Examples of such groups include, but are not limited to, tolyloxy, xylyloxy, mesityloxy, cumenyloxy, and duryloxy.

35

C_{5-20} aryl- C_{1-7} alkyl: The term " C_{5-20} aryl- C_{1-7} alkyl," as used herein, describes certain C_{1-7} alkyl groups which have been substituted with a C_{5-20} aryl group. Examples of such groups include, but are not limited to, benzyl (phenylmethyl, $PhCH_2-$), benzhydryl (Ph_2CH-), trityl (triphenylmethyl, Ph_3C-), phenethyl (phenylethyl, $Ph-CH_2CH_2-$), styryl (5 $Ph-CH=CH-$), cinnamyl ($Ph-CH=CH-CH_2-$).

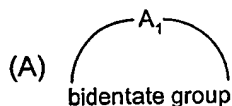
C_{5-20} aryl- C_{1-7} alkoxy: The term " C_{5-20} aryl- C_{1-7} alkoxy," as used herein, describes certain C_{1-7} alkoxy groups which have been substituted with a C_{5-20} aryl group. Examples of such groups include, but are not limited to, benzyloxy, benzhydryloxy, trityloxy, phenethoxy, 10 styryloxy, and cimmamyloxy.

C_{5-20} haloaryl: The term " C_{5-20} haloaryl," as used herein, describes certain C_{5-20} aryl groups which have been substituted with one or more halo groups. Examples of such groups include, but are not limited to, halophenyl (e.g., fluorophenyl, chlorophenyl, bromophenyl, 15 or iodophenyl, whether ortho-, meta-, or para-substituted), dihalophenyl, trihalophenyl, tetrahalophenyl, and pentahalophenyl.

Bidentate Substituents

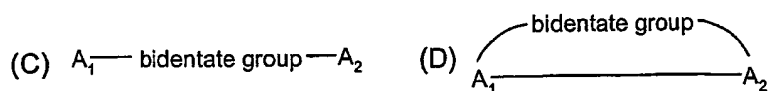
20 The term "bidentate substituents," as used herein, pertains to substituents which have two points of covalent attachment, and which act as a linking group between two other moieties.

In some cases (A), a bidentate substituent is covalently bound to a single atom. In some 25 cases (B), a bidentate substituent is covalently bound to two different atoms, and so serves as a linking group therebetween.



30 Within (B), in some cases (C), a bidentate substituent is covalently bound to two different atoms, which themselves are not otherwise covalently linked (directly, or via intermediate groups). In some cases (D), a bidentate substituent is covalently bound to two different atoms, which themselves are already covalently linked (directly, or via intermediate groups); in such cases, a cyclic structure results. In some cases, the bidentate group is covalently bound to vicinal atoms, that is, adjacent atoms, in the parent group.

- 94 -



In some cases (A and D), the bidentate group, together with the atom(s) to which it is attached (and any intervening atoms, if present) form an additional cyclic structure. In this way, the bidentate substituent may give rise to a cyclic or polycyclic (e.g., fused, bridged, spiro) structure, which may be aromatic.

Examples of bidentate groups include, but are not limited to, C_{1-7} alkylene groups, C_{3-20} heterocyclylene groups, and C_{5-20} arylene groups, and substituted forms thereof.

Alkylene

Alkylene: The term "alkylene," as used herein, pertains to a bidentate moiety obtained by removing two hydrogen atoms, either both from the same carbon atom, or one from each of two different carbon atoms, of a hydrocarbon compound having from 1 to 20 carbon atoms (unless otherwise specified), which may be aliphatic or alicyclic, and which may be saturated, partially unsaturated, or fully unsaturated. Thus, the term "alkylene" includes the sub-classes alkenylene, alkynylene, cycloalkylene, etc., discussed below.

In this context, the prefixes (e.g., C_{1-4} , C_{1-7} , C_{1-20} , C_{2-7} , C_{3-7} , etc.) denote the number of carbon atoms, or range of number of carbon atoms. For example, the term " C_{1-4} alkylene," as used herein, pertains to an alkylene group having from 1 to 4 carbon atoms. Examples of groups of alkylene groups include C_{1-4} alkylene ("lower alkylene"), C_{1-7} alkylene, and C_{1-20} alkylene.

Examples of linear saturated C_{1-7} alkylene groups include, but are not limited to, $-(CH_2)_n-$ where n is an integer from 1 to 7, for example, $-CH_2-$ (methylene), $-CH_2CH_2-$ (ethylene), $-CH_2CH_2CH_2-$ (propylene), and $-CH_2CH_2CH_2CH_2-$ (butylene).

Examples of branched saturated C_{1-7} alkylene groups include, but are not limited to, $-CH(CH_3)-$, $-CH(CH_3)CH_2-$, $-CH(CH_3)CH_2CH_2-$, $-CH(CH_3)CH_2CH_2CH_2-$, $-CH_2CH(CH_3)CH_2-$, $-CH_2CH(CH_3)CH_2CH_2-$, $-CH(CH_2CH_3)-$, $-CH(CH_2CH_3)CH_2-$, and $-CH_2CH(CH_2CH_3)CH_2-$.

Examples of linear partially unsaturated C_{1-7} alkylene groups include, but is not limited to, $-CH=CH-$ (vinylene), $-CH=CH-CH_2-$, $-CH=CH-CH_2-CH_2-$, $-CH=CH-CH_2-CH_2-CH_2-$,

- 95 -

-CH=CH-CH=CH-, -CH=CH-CH=CH-CH₂-, -CH=CH-CH=CH-CH₂-CH₂-, -CH=CH-CH₂-CH=CH-, and -CH=CH-CH₂-CH₂-CH=CH-.

5 Examples of branched partially unsaturated C₁₋₇alkylene groups include, but is not limited to, -C(CH₃)=CH-, -C(CH₃)=CH-CH₂-, and -CH=CH-CH(CH₃)-.

Examples of alicyclic saturated C₁₋₇alkylene groups include, but are not limited to, cyclopentylene (e.g., cyclopent-1,3-ylene), and cyclohexylene (e.g., cyclohex-1,4-ylene).

10 Examples of alicyclic partially unsaturated C₁₋₇alkylene groups include, but are not limited to, cyclopentenylene (e.g., 4-cyclopenten-1,3-ylene), cyclohexenylene (e.g., 2-cyclohexen-1,4-ylene; 3-cyclohexen-1,2-ylene; 2,5-cyclohexadien-1,4-ylene).

Arylene

15

Arylene: The term "arylene," as used herein, pertains to a bidentate moiety obtained by removing two hydrogen atoms, one from each of two different aromatic ring atoms of an aromatic compound, which moiety has from 3 to 20 ring atoms (unless otherwise specified). Preferably, each ring has from 5 to 7 ring atoms.

20

In this context, the prefixes (e.g., C₃₋₂₀, C₅₋₇, C₅₋₆, etc.) denote the number of ring atoms, or range of number of ring atoms, whether carbon atoms or heteroatoms. For example, the term "C₅₋₆arylene," as used herein, pertains to an arylene group having 5 or 6 ring atoms. Examples of groups of arylene groups include C₃₋₂₀arylene, C₃₋₁₂arylene, C₅₋₁₂arylene, C₅₋₇arylene, and C₅₋₆arylene.

25

The ring atoms may be all carbon atoms, as in "carboarylene groups" (e.g., C₅₋₂₀carboarylene).

30

Alternatively, the ring atoms may include one or more heteroatoms, as in "heteroarylene groups" (e.g., C₅₋₂₀heteroarylene).

35

Examples of C₅₋₂₀arylene groups which do not have ring heteroatoms (i.e., C₅₋₂₀carboarylene groups) include, but are not limited to, those derived from the compounds discussed above in regard to carboaryl groups.

- 96 -

Examples of C₅₋₂₀heteroarylene groups include, but are not limited to, those derived from the compounds discussed above in regard to heteroaryl groups.

Includes Other Forms

5

Unless otherwise specified, included in the above are the well known ionic, salt, solvate, and protected forms of these substituents. For example, a reference to carboxylic acid (-COOH) also includes the anionic (carboxylate) form (-COO⁻), a salt or solvate thereof, as well as conventional protected forms. Similarly, a reference to an amino group includes the protonated form (-N⁺HR¹R²), a salt or solvate of the amino group, for example, a hydrochloride salt, as well as conventional protected forms of an amino group. Similarly, a reference to a hydroxyl group also includes the anionic form (-O⁻), a salt or solvate thereof, as well as conventional protected forms.

10

15

Isomers, Salts, Solvates, Protected Forms, and Prodrugs

Certain compounds may exist in one or more particular geometric, optical, enantiomeric, diastereomeric, epimeric, atropic, stereoisomeric, tautomeric, conformational, or anomeric forms, including but not limited to, cis- and trans-forms; E- and Z-forms; c-, t-, and r-forms; endo- and exo-forms; R-, S-, and meso-forms; D- and L-forms; d- and l-forms; (+) and (-) forms; keto-, enol-, and enolate-forms; syn- and anti-forms; synclinal- and anticlinal-forms; α- and β-forms; axial and equatorial forms; boat-, chair-, twist-, envelope-, and halfchair-forms; and combinations thereof, hereinafter collectively referred to as "isomers" (or "isomeric forms").

20

25

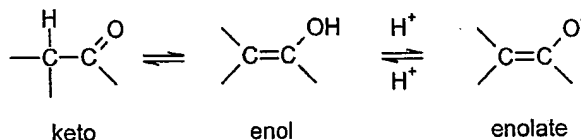
Note that, except as discussed below for tautomeric forms, specifically excluded from the term "isomers," as used herein, are structural (or constitutional) isomers (i.e., isomers which differ in the connections between atoms rather than merely by the position of atoms in space). For example, a reference to a methoxy group, -OCH₃, is not to be construed as a reference to its structural isomer, a hydroxymethyl group, -CH₂OH. Similarly, a reference to ortho-chlorophenyl is not to be construed as a reference to its structural isomer, meta-chlorophenyl. However, a reference to a class of structures may well include structurally isomeric forms falling within that class (e.g., C₁₋₇alkyl includes n-propyl and iso-propyl; butyl includes n-, iso-, sec-, and tert-butyl; methoxyphenyl includes ortho-, meta-, and para-methoxyphenyl).

30

35

- 97 -

The above exclusion does not pertain to tautomeric forms, for example, keto-, enol-, and enolate-forms, as in, for example, the following tautomeric pairs: keto/enol (illustrated below), imine/enamine, amide/imino alcohol, amidine/amidine, nitroso/oxime, thioketone/enethiol, N-nitroso/hydroxyazo, and nitro/aci-nitro.



5

Note that specifically included in the term "isomer" are compounds with one or more isotopic substitutions. For example, H may be in any isotopic form, including ^1H , ^2H (D), and ^3H (T); C may be in any isotopic form, including ^{12}C , ^{13}C , and ^{14}C ; O may be in any isotopic form, including ^{16}O and ^{18}O ; and the like.

10

Unless otherwise specified, a reference to a particular compound includes all such isomeric forms, including (wholly or partially) racemic and other mixtures thereof.

Methods for the preparation (e.g., asymmetric synthesis) and separation (e.g., fractional crystallisation and chromatographic means) of such isomeric forms are either known in the art or are readily obtained by adapting the methods taught herein, or known methods, in a known manner.

15

Unless otherwise specified, a reference to a particular compound also includes ionic, salt, solvate, and protected forms of thereof, for example, as discussed below.

20

It may be convenient or desirable to prepare, purify, and/or handle a corresponding salt of the active compound, for example, a pharmaceutically-acceptable salt. Examples of pharmaceutically acceptable salts are discussed in Berge et al., 1977, "Pharmaceutically Acceptable Salts," *J. Pharm. Sci.*, Vol. 66, pp. 1-19.

25

For example, if the compound is anionic, or has a functional group which may be anionic (e.g., $-\text{COOH}$ may be $-\text{COO}^-$), then a salt may be formed with a suitable cation. Examples of suitable inorganic cations include, but are not limited to, alkali metal ions such as Na^+ and K^+ , alkaline earth cations such as Ca^{2+} and Mg^{2+} , and other cations such as Al^{+3} .

30

Examples of suitable organic cations include, but are not limited to, ammonium ion (i.e., NH_4^+) and substituted ammonium ions (e.g., NH_3R^+ , NH_2R_2^+ , NHR_3^+ , NR_4^+). Examples of some suitable substituted ammonium ions are those derived from: ethylamine, diethylamine, dicyclohexylamine, triethylamine, butylamine, ethylenediamine,

- 98 -

ethanolamine, diethanolamine, piperazine, benzylamine, phenylbenzylamine, choline, meglumine, and tromethamine, as well as amino acids, such as lysine and arginine. An example of a common quaternary ammonium ion is $N(CH_3)_4^+$.

5 If the compound is cationic, or has a functional group which may be cationic (e.g., $-NH_2$ may be $-NH_3^+$), then a salt may be formed with a suitable anion. Examples of suitable inorganic anions include, but are not limited to, those derived from the following inorganic acids: hydrochloric, hydrobromic, hydroiodic, sulfuric, sulfurous, nitric, nitrous, phosphoric, and phosphorous.

10

Examples of suitable organic anions include, but are not limited to, those derived from the following organic acids: 2-acetoxybenzoic, acetic, ascorbic, aspartic, benzoic, camphorsulfonic, cinnamic, citric, edetic, ethanedisulfonic, ethanesulfonic, fumaric, glucoheptonic, gluconic, glutamic, glycolic, hydroxymaleic, hydroxynaphthalene carboxylic, isethionic, lactic, lactobionic, lauric, maleic, malic, methanesulfonic, mucic, oleic, oxalic, palmitic, pantoic, pantothenic, phenylacetic, phenylsulfonic, propionic, pyruvic, salicylic, stearic, succinic, sulfanilic, tartaric, toluenesulfonic, and valeric. Examples of suitable polymeric organic anions include, but are not limited to, those derived from the following polymeric acids: tannic acid, carboxymethyl cellulose.

15

20

It may be convenient or desirable to prepare, purify, and/or handle a corresponding solvate of the active compound. The term "solvate" is used herein in the conventional sense to refer to a complex of solute (e.g., active compound, salt of active compound) and solvent. If the solvent is water, the solvate may be conveniently referred to as a hydrate, for example, a mono-hydrate, a di-hydrate, a tri-hydrate, etc.

25

It may be convenient or desirable to prepare, purify, and/or handle the active compound in a chemically protected form. The term "chemically protected form" is used herein in the conventional chemical sense and pertains to a compound in which one or more reactive functional groups are protected from undesirable chemical reactions under specified conditions (e.g., pH, temperature, radiation, solvent, and the like). In practice, well known chemical methods are employed to reversibly render unreactive a functional group, which otherwise would be reactive, under specified conditions. In a chemically protected form, one or more reactive functional groups are in the form of a protected or protecting group (also known as a masked or masking group or a blocked or blocking group). By protecting a reactive functional group, reactions involving other unprotected reactive

30

35

functional groups can be performed, without affecting the protected group; the protecting group may be removed, usually in a subsequent step, without substantially affecting the remainder of the molecule. See, for example, Protective Groups in Organic Synthesis (T. Green and P. Wuts; 3rd Edition; John Wiley and Sons, 1999).

5

A wide variety of such "protecting," "blocking," or "masking" methods are widely used and well known in organic synthesis. For example, a compound which has two nonequivalent reactive functional groups, both of which would be reactive under specified conditions, may be derivatized to render one of the functional groups "protected," and therefore
10 unreactive, under the specified conditions; so protected, the compound may be used as a reactant which has effectively only one reactive functional group. After the desired reaction (involving the other functional group) is complete, the protected group may be "deprotected" to return it to its original functionality.

15

For example, a hydroxy group may be protected as an ether (-OR) or an ester (-OC(=O)R), for example, as: a t-butyl ether; a benzyl, benzhydryl (diphenylmethyl), or trityl (triphenylmethyl) ether; a trimethylsilyl or t-butyl dimethylsilyl ether; or an acetyl ester (-OC(=O)CH₃, -OAc).

20

For example, an aldehyde or ketone group may be protected as an acetal (R-CH(OR)₂) or ketal (R₂C(OR)₂), respectively, in which the carbonyl group (>C=O) is converted to a diether (>C(OR)₂), by reaction with, for example, a primary alcohol. The aldehyde or ketone group is readily regenerated by hydrolysis using a large excess of water in the presence of acid.

25

For example, an amine group may be protected, for example, as an amide (-NRCO-R) or a urethane (-NRCO-OR), for example, as: a methyl amide (-NHCO-CH₃); a benzyloxy amide (-NHCO-OCH₂C₆H₅, -NH-Cbz); as a t-butoxy amide (-NHCO-OC(CH₃)₃, -NH-Boc); a 2-biphenyl-2-propoxy amide (-NHCO-OC(CH₃)₂C₆H₄C₆H₅, -NH-Bpoc), as a 9-fluorenylmethoxy amide (-NH-Fmoc), as a 6-nitroveratryloxy amide (-NH-Nvoc), as a 2-trimethylsilylethoxy amide (-NH-Teoc), as a 2,2,2-trichloroethoxy amide (-NH-Troc), as an allyloxy amide (-NH-Alloc), as a 2-(phenylsulphonyl)ethoxy amide (-NH-Psec); or, in suitable cases (e.g., cyclic amines), as a nitroxide radical (>N-O•).

30

35

For example, a carboxylic acid group may be protected as an ester for example, as: an C₁₋₇alkyl ester (e.g., a methyl ester; a t-butyl ester); a C₁₋₇haloalkyl ester (e.g., a

- 100 -

C₁₋₇trihaloalkyl ester); a triC₁₋₇alkylsilyl-C₁₋₇alkyl ester; or a C₅₋₂₀aryl-C₁₋₇alkyl ester (e.g., a benzyl ester; a nitrobenzyl ester); or as an amide, for example, as a methyl amide.

5 For example, a thiol group may be protected as a thioether (-SR), for example, as: a benzyl thioether; an acetamidomethyl ether (-S-CH₂NHC(=O)CH₃).

10 It may be convenient or desirable to prepare, purify, and/or handle the active compound in the form of a prodrug. The term "prodrug," as used herein, pertains to a compound which, when metabolised (e.g., in vivo), yields the desired active compound. Typically, the prodrug is inactive, or less active than the active compound, but may provide advantageous handling, administration, or metabolic properties.

15 For example, some prodrugs are esters of the active compound (e.g., a physiologically acceptable metabolically labile ester). During metabolism, the ester group (-C(=O)OR) is cleaved to yield the active drug. Such esters may be formed by esterification, for example, of any of the carboxylic acid groups (-C(=O)OH) in the parent compound, with, where appropriate, prior protection of any other reactive groups present in the parent compound, followed by deprotection if required.

20 Examples of such metabolically labile esters include those of the formula -C(=O)OR wherein R is:

C₁₋₇alkyl (e.g., -Me, -Et, -nPr, -iPr, -nBu, -sBu, -iBu, -tBu);

C₁₋₇aminoalkyl (e.g., aminoethyl; 2-(N,N-diethylamino)ethyl; 2-(4-morpholino)ethyl); and acyloxy-C₁₋₇alkyl

25 (e.g., acyloxymethyl;

acyloxyethyl;

pivaloyloxymethyl;

acetoxymethyl;

1-acetoxyethyl;

30 1-(1-methoxy-1-methyl)ethyl-carboxyloxyethyl;

1-(benzoyloxy)ethyl; isopropoxy-carbonyloxymethyl;

1-isopropoxy-carbonyloxyethyl; cyclohexyl-carbonyloxymethyl;

1-cyclohexyl-carbonyloxyethyl;

cyclohexyloxy-carbonyloxymethyl;

35 1-cyclohexyloxy-carbonyloxyethyl;

(4-tetrahydropyranyloxy) carbonyloxymethyl;

1-(4-tetrahydropyranyloxy)carbonyloxyethyl;
(4-tetrahydropyranyl)carbonyloxymethyl; and
1-(4-tetrahydropyranyl)carbonyloxyethyl).

- 5 Also, some prodrugs are activated enzymatically to yield the active compound, or a compound which, upon further chemical reaction, yields the active compound (for example, as in ADEPT, GDEPT, LIDEPT, etc.). For example, the prodrug may be a sugar derivative or other glycoside conjugate, or may be an amino acid ester derivative.

10 Acronyms

For convenience, many chemical moieties are represented using well known abbreviations, including but not limited to, methyl (Me), ethyl (Et), n-propyl (nPr), iso-propyl (iPr), n-butyl (nBu), sec-butyl (sBu), iso-butyl (iBu), tert-butyl (tBu), n-hexyl (nHex),
15 cyclohexyl (cHex), phenyl (Ph), biphenyl (biPh), benzyl (Bn), naphthyl (naph), methoxy (MeO), ethoxy (EtO), benzoyl (Bz), and acetyl (Ac).

For convenience, many chemical compounds are represented using well known abbreviations, including but not limited to, methanol (MeOH), ethanol (EtOH), iso-propanol (i-PrOH), methyl ethyl ketone (MEK), ether or diethyl ether (Et₂O), acetic acid
20 (AcOH), dichloromethane (methylene chloride, DCM), acetonitrile (ACN), trifluoroacetic acid (TFA), dimethylformamide (DMF), tetrahydrofuran (THF), and dimethylsulfoxide (DMSO).

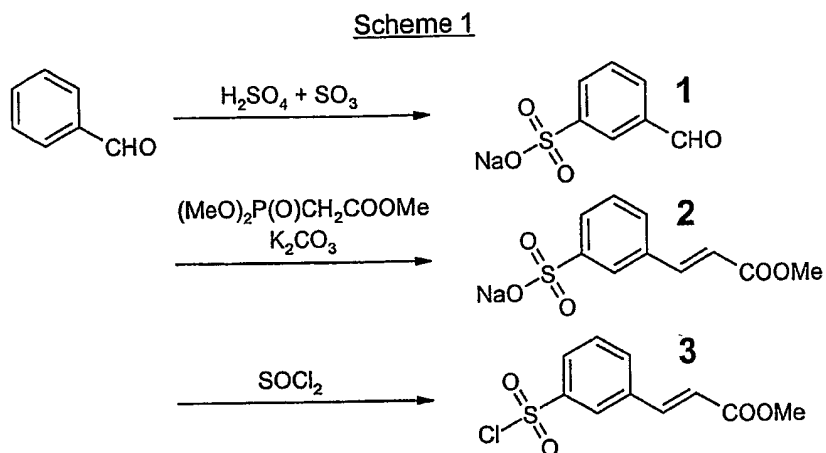
25 Synthesis

Methods for the chemical synthesis of compounds of the present invention are described herein. These methods may be modified and/or adapted in known ways in order to
30 facilitate the synthesis of additional compounds within the scope of the present invention.

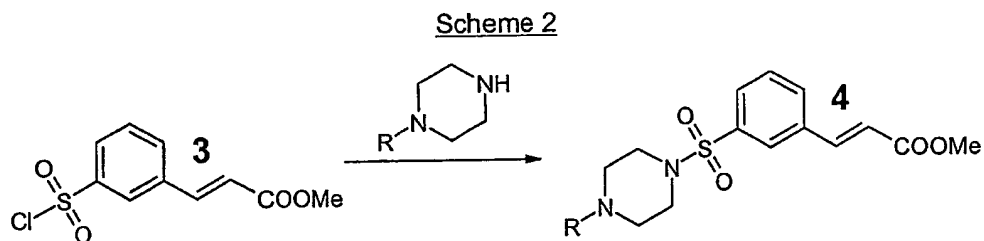
The compounds of the present invention may be prepared, for example, by the methods described herein, or by adapting these or other well known methods in well known ways.

In one method, a suitable chloro sulfonate (also having a protected carboxylic acid group, e.g., ester) is prepared, for example, from an aldehyde, by reaction with, e.g., H₂SO₄ and
35 SO₃, followed by reaction with, e.g., a suitable phosphate, e.g., (MeO)₂P(O)R, followed by

reaction with, e.g., SO_2Cl_2 . An example of such a method is illustrated in the following scheme.



The chloro sulfonate is then reacted with a suitable piperazine, to give the corresponding piperazino sulfonamide. An example of such a method is illustrated in the following scheme (see also Method A below).

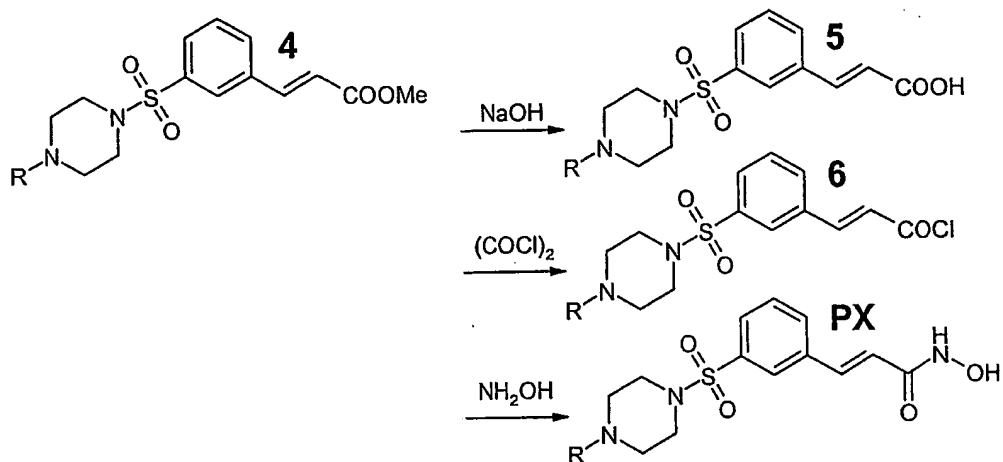


The protected carboxylic acid group (e.g., ester) is then converted to a hydroxamic acid, for example, by deprotection with NaOH , followed by reaction with $(\text{COCl})_2$, followed by reaction with NH_2OH . An example of such a method is illustrated in the following scheme (see also Methods B, C, and D below).

15

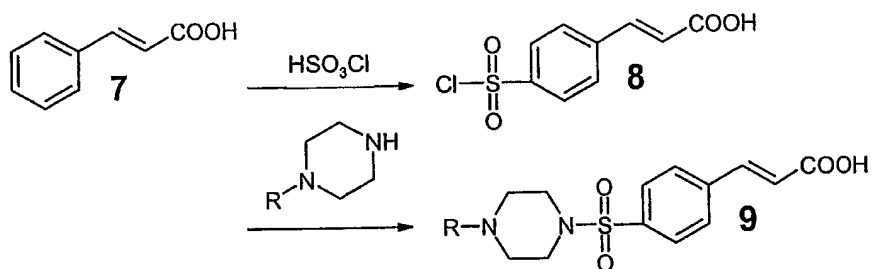
- 103 -

Scheme 3



- 5 In another method, a suitable phenylacrylic acid is reacted with, e.g., chlorosulfonic acid (HSO₃Cl) to form the corresponding para-chlorosulfonylphenyl acrylic acid, which is then reacted with piperazine to form the corresponding piperazino sulfonamide. An example of such a method is illustrated in the following scheme.

Scheme 4



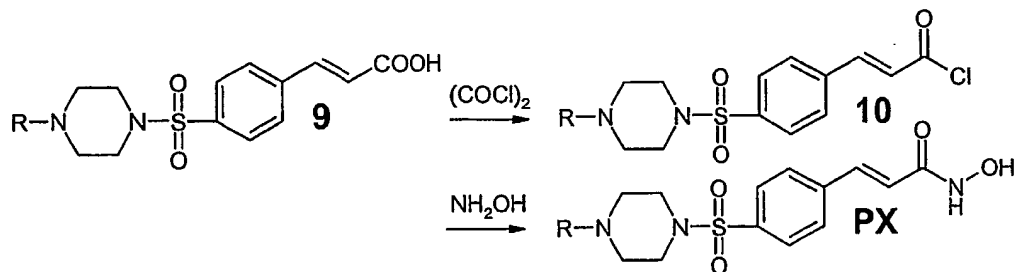
10

The carboxylic acid group (e.g., ester) is then converted to a chloroacetyl group, for example, by reaction with (COCl)₂, and is then converted to a hydroxamic acid by reaction with, for example, NH₂OH. An example of such a method is illustrated in the following scheme.

15

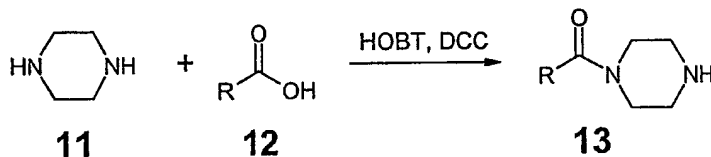
- 104 -

Scheme 5



In another method, suitable piperazine compounds are prepared by reaction of piperazine
 5 with a suitable carboxylic acid (R-COOH), for example, in the presence of
 hydroxybenzotriazole, to give the corresponding amide. An example of such a method is
 illustrated in the following scheme (see also Method E below).

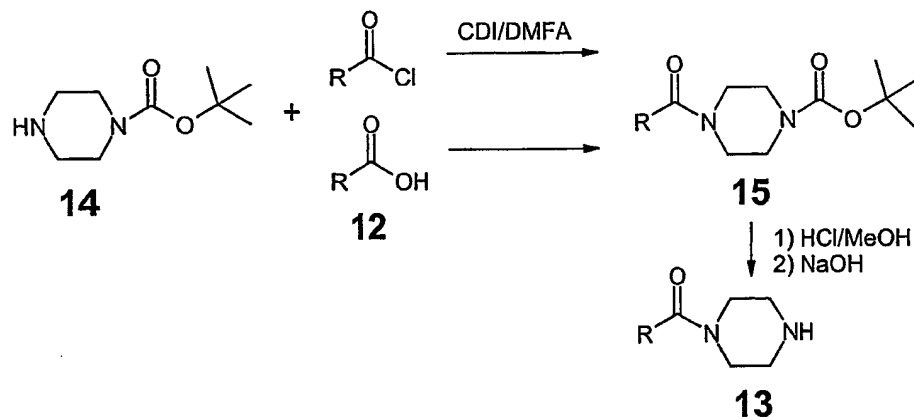
Scheme 6



10

In another method, a suitably protected (e.g., t-butoxycarbonyl protected) piperazine is
 15 reacted with, for example, a haloacyl compound (e.g., chloroacylbenzene, PhCOCl) or a
 suitable carboxylic acid (R-COOH), to give the corresponding amide, followed by
 deprotection (e.g., with HCl/MeOH and NaOH). An example of such a method is
 illustrated in the following scheme (see also Methods F and G, below).

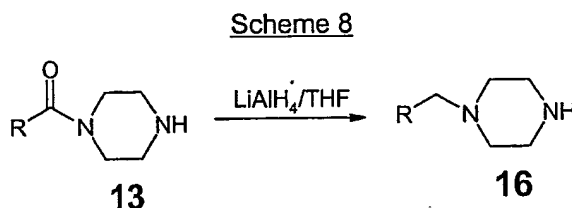
Scheme 7



20

In another method, the piperazine amide is hydrogenated, for example, by reaction with $\text{LiAlH}_4/\text{THF}$, to give the corresponding N-substituted piperazine. An example of such a method is illustrated in the following scheme (see also Method H below).

5



A number of N-substituted piperazine compounds are commercially available, and/or can be readily prepared using well known methods. Examples of such compounds include the following:

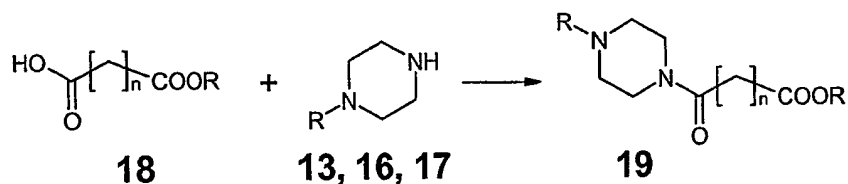
- N-phenylpiperazine (**17a**);
1-(diphenylmethyl)piperazine (**17b**);
1-(2-methoxyphenyl)piperazine hydrochloride (**17c**);
15 1-(2-chlorophenyl)piperazine (**17d**);
1-(3-chlorophenyl)piperazine (**17e**);
1-(4-methoxyphenyl)piperazine (**17f**);
1-(3-methoxyphenyl)piperazine (**17g**);
1-(4-nitrophenyl)piperazine (**17h**);
20 1-(3,4-dichlorophenyl)piperazine (**17i**);
1-(4-fluorophenyl)piperazine (**17j**);
1-(4-chlorophenyl)piperazine (**17k**);
1-(2-pyridinyl)piperazine (**17l**);
2-(1-piperazinyl)pyrimidine (**17m**); and
25 1-(3,4-dimethylphenyl)piperazine (**17n**).

In another method, a suitable carboxylic acid (also having a protected carboxylic acid group) is reacted with a suitable piperazine, for example, in the presence of carbonyldiimidazole (CDI). An example of such a method is illustrated in the following scheme (see also Methods J, K, and L, below).

30

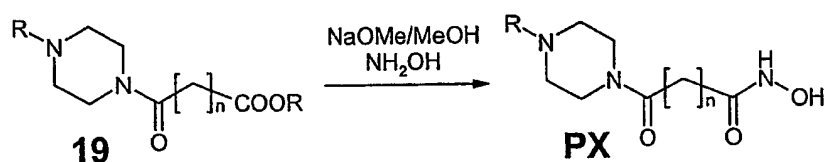
- 106 -

Scheme 9



5 The protected carboxylic acid group (e.g., ester) is then converted to a hydroxamic acid, for example, by reaction with NH_2OH and NaOMe in methanol. An example of such a method is illustrated in the following scheme (see also Methods Q and R, below).

Scheme 10

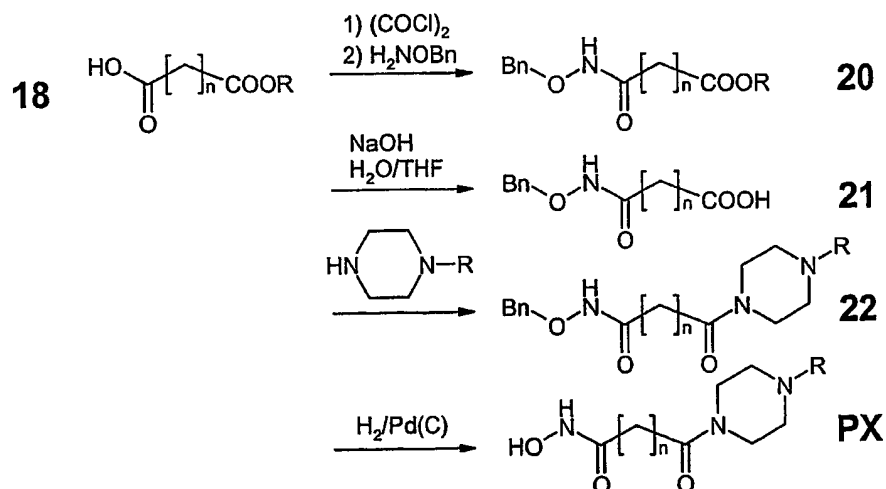


10

In another method, a suitable carboxylic acid (also having a protected carboxylic acid group) is reacted with $(\text{COCl})_2$ and H_2NOBn , to give the corresponding benzyloxyamide. The protected carboxylic acid group is then deprotected, for example, by reaction with NaOH , and then reacted with a suitable piperazine to give the corresponding piperazine amide. The benzyloxyamide is then converted to a carbamic acid, for example, by reaction with H_2 over $\text{Pd}(\text{C})$. An example of such a method is illustrated in the following scheme (see also Methods M, N, P, and S, below).

15

Scheme 11



20

Use

5 The present invention provides active compounds, specifically, active carbamic acids, as described herein.

The term "active," as used herein, specifically includes both compounds with intrinsic activity (drugs) as well as prodrugs of such compounds, which prodrugs may themselves exhibit little or no intrinsic activity.

10

The present invention also provides active compounds which inhibit HDAC activity.

15

The present invention also provides methods of inhibiting HDAC in a cell, comprising contacting said cell with an effective amount of an active compound. Such a method may be practised *in vitro* or *in vivo*. In one embodiment, the method is performed *in vitro*. In one embodiment, the method is performed *in vivo*. Preferably, the active compound is provided in the form of a pharmaceutically acceptable composition.

20

The term "inhibiting HDAC," as used herein, includes: inhibiting HDAC activity; inhibiting the formation of HDAC complexes; and inhibiting the activity of HDAC complexes.

25

One of ordinary skill in the art is readily able to determine whether or not a candidate compound inhibits HDAC activity. For example, one assay which may conveniently be used in order to assess the HDAC inhibition offered by a particular compound is described in the examples below.

30

The present invention also provides active compounds which (a) regulate (e.g., inhibit) cell proliferation; (b) inhibit cell cycle progression; (c) promote apoptosis; or (d) a combination of one or more of these.

35

Thus, the present invention also provides methods of (a) regulating (e.g., inhibiting) cell proliferation; (b) inhibiting cell cycle progression; (c) promoting apoptosis; or (d) a combination of one or more of these, *in vitro* or *in vivo*, comprising contacting a cell with an effective amount of an active compound, as described herein.

- 108 -

One of ordinary skill in the art is readily able to determine whether or not a candidate compound regulate (e.g., inhibit) cell proliferation, etc. For example, assays which may conveniently be used to assess the activity offered by a particular compound are described in the examples below.

5

For example, a sample of cells (e.g., from a tumour) may be grown *in vitro* and an active compound brought into contact with said cells, and the effect of the compound on those cells observed. As an example of "effect," the morphological status of the cells (e.g., alive or dead, etc.) may be determined. Where the active compound is found to exert an influence on the cells, this may be used as a prognostic or diagnostic marker of the efficacy of the compound in methods of treating a patient carrying cells of the same cellular type.

10

Methods of Treatment, Etc.

15

The invention further provides methods of treatment, comprising administering to a subject in need of treatment a therapeutically-effective amount of an active compound, preferably in the form of a pharmaceutical composition.

20

The invention further provides active compounds for use in a method of treatment of the human or animal body by therapy, for example, in the treatment of a condition mediated by HDAC, a condition known to be treated by HDAC inhibitors (such as, e.g., trichostatin A), cancer, a proliferative condition, or other condition as described herein.

25

The invention further provides the use of an active compound for the manufacture of a medicament, for example, for the treatment of a condition mediated by HDAC, a condition known to be treated by HDAC inhibitors (such as, e.g., trichostatin A), cancer, a proliferative condition, or other condition as described herein.

30

Treatment

The term "treatment," as used herein in the context of treating a condition, pertains generally to treatment and therapy, whether of a human or an animal (e.g., in veterinary applications), in which some desired therapeutic effect is achieved, for example, the inhibition of the progress of the condition, and includes a reduction in the rate of progress,

35

- 109 -

a halt in the rate of progress, amelioration of the condition, and cure of the condition. Treatment as a prophylactic measure (i.e., prophylaxis) is also included.

5 The term "therapeutically-effective amount," as used herein, pertains to that amount of an active compound, or a material, composition or dosage form comprising an active compound, which is effective for producing some desired therapeutic effect, commensurate with a reasonable benefit/risk ratio.

10 The term "treatment" includes combination treatments and therapies, in which two or more treatments or therapies are combined, for example, sequentially or simultaneously. Examples of treatments and therapies include, but are not limited to, chemotherapy (the administration of active agents, including, e.g., drugs, antibodies (e.g., as in immunotherapy), prodrugs (e.g., as in photodynamic therapy, GDEPT, ADEPT, etc.); surgery; radiation therapy; and gene therapy.

15 Active compounds may also be used, as described above, in combination therapies, that is, in conjunction with other agents, for example, cytotoxic agents.

Anti-HDAC Applications

20 The present invention also provides active compounds which are anti-HDAC agents, and which treat a condition mediated by HDAC.

25 The term "a condition mediated by HDAC," as used herein pertains to a condition in which HDAC and/or the action of HDAC is important or necessary, e.g., for the onset, progress, expression, etc. of that condition, or a condition which is known to be treated by HDAC inhibitors (such as, e.g., trichostatin A).

Examples of such conditions include, but are not limited to, the following:

30 Cancer (see, e.g., Vigushin et al., 2001).

Psoriasis (see, e.g., Iavarone et al., 1999).

35 Fibroproliferative disorders (e.g., liver fibrosis) (see, e.g., Niki et al., 1999; Corneil et al., 1998).

Smooth muscle proliferative disorder (e.g., atherosclerosis, restenosis) (see, e.g., Kimura et al., 1994).

5 Neurodegenerative diseases (e.g., Alzheimer's, Parkinson's, Huntington's chorea, amyotrophic lateral sclerosis, spino-cerebellar degeneration) (see, e.g., Kuusisto et al., 2001).

10 Inflammatory disease (e.g., osteoarthritis, rheumatoid arthritis) (see, e.g., Dangond et al., 1998; Takahashi et al., 1996).

Diseases involving angiogenesis (e.g., cancer, rheumatoid arthritis, psoriasis, diabetic retinopathy) (see, e.g., Kim et al., 2001).

15 Haematopoietic disorders (e.g., anaemia, sickle cell anaemia, thalassaemia) (see, e.g., McCaffrey et al., 1997).

Fungal infection (see, e.g., Bernstein et al., 2000; Tsuji et al., 1976).

20 Parasitic infection (e.g., malaria, trypanosomiasis, helminthiasis, protozoal infections (see, e.g., Andrews et al., 2000).

Bacterial infection (see, e.g., Onishi et al., 1996).

25 Viral infection (see, e.g., Chang et al., 2000).

30 Conditions treatable by immune modulation (e.g., multiple sclerosis, autoimmune diabetes, lupus, atopic dermatitis, allergies, asthma, allergic rhinitis, inflammatory bowel disease; and for improving grafting of transplants) (see, e.g., Dangond et al., 1998; Takahashi et al., 1996).

35 One of ordinary skill in the art is readily able to determine whether or not a candidate compound treats a condition mediated by HDAC for any particular cell type. For example, assays which may conveniently be used to assess the activity offered by a particular compound are described in the examples below.

Anticancer Applications

The present invention also provides active compounds which are anticancer agents, and treat cancer.

5

Thus, the present invention also provides methods of treating cancer, comprising administering to a subject in need of treatment a therapeutically-effective amount of an active compound, as described herein, preferably in the form of a pharmaceutical composition.

10

One of ordinary skill in the art is readily able to determine whether or not a candidate compound treats a cancerous condition for any particular cell type. For example, assays which may conveniently be used to assess the activity offered by a particular compound are described in the examples below.

15

The term "anticancer agent" as used herein, pertains to a compound which treats a cancer (i.e., a compound which is useful in the treatment of a cancer). The anti-cancer effect may arise through one or more mechanisms, including but not limited to, the regulation of cell proliferation, the inhibition of cell cycle progression, the inhibition of angiogenesis (the formation of new blood vessels), the inhibition of metastasis (the spread of a tumour from its origin), the inhibition of invasion (the spread of tumour cells into neighbouring normal structures), or the promotion of apoptosis (programmed cell death). Examples of cancers are discussed below.

20

25

Antiproliferative Applications

The present invention also provides active compounds which are antiproliferative agents. The term "antiproliferative agent" as used herein, pertain to a compound which treats a proliferative condition (i.e., a compound which is useful in the treatment of a proliferative condition).

30

Thus, the present invention also provides methods of treating a proliferative condition, comprising administering to a subject in need of treatment a therapeutically-effective amount of an active compound, as described herein, preferably in the form of a pharmaceutical composition.

35

- 112 -

One of ordinary skill in the art is readily able to determine whether or not a candidate compound treats a proliferative condition for any particular cell type. For example, assays which may conveniently be used to assess the activity offered by a particular compound are described in the examples below.

5

The terms "cell proliferation," "proliferative condition," "proliferative disorder," and "proliferative disease," are used interchangeably herein and pertain to an unwanted or uncontrolled cellular proliferation of excessive or abnormal cells which is undesired, such as, neoplastic or hyperplastic growth, whether *in vitro* or *in vivo*.

10

Examples of proliferative conditions include, but are not limited to, benign, pre-malignant, and malignant cellular proliferation, including but not limited to, neoplasms and tumours (e.g., histiocytoma, glioma, astrocytoma, osteoma), cancers (e.g., lung cancer, small cell lung cancer, gastrointestinal cancer, bowel cancer, colon cancer, breast carcinoma, ovarian carcinoma, prostate cancer, testicular cancer, liver cancer, kidney cancer, bladder cancer, pancreas cancer, brain cancer, sarcoma, osteosarcoma, Kaposi's sarcoma, melanoma), leukemias, psoriasis, bone diseases, fibroproliferative disorders (e.g., of connective tissues), and atherosclerosis.

15

Any type of cell may be treated, including but not limited to, lung, gastrointestinal (including, e.g., bowel, colon), breast (mammary), ovarian, prostate, liver (hepatic), kidney (renal), bladder, pancreas, brain, and skin.

20

Additional Uses

25

Active compounds may also be used as cell culture additives to inhibit HDAC, for example, in order to regulate (e.g., inhibit) cell proliferation *in vitro*.

30

Active compounds may also be used as part of an *in vitro* assay, for example, in order to determine whether a candidate host is likely to benefit from treatment with the compound in question.

35

Active compounds may also be used as a standard, for example, in an assay, in order to identify other active compounds, other HDAC inhibitors, other anticancer agents, other antiproliferative agents, etc.

The compounds of the present invention may also be used in methods of improving protein production by cultured cells (see, e.g., Furukawa et al., 1998).

Routes of Administration

5

The active compound or pharmaceutical composition comprising the active compound may be administered to a subject by any convenient route of administration, whether systemically/ peripherally or topically (i.e., at the site of desired action).

10

Routes of administration include, but are not limited to, oral (e.g. by ingestion); buccal; sublingual; transdermal (including, e.g., by a patch, plaster, etc.); transmucosal (including, e.g., by a patch, plaster, etc.); intranasal (e.g., by nasal spray); ocular (e.g., by eyedrops); pulmonary (e.g., by inhalation or insufflation therapy using, e.g., via an aerosol, e.g., through the mouth or nose); rectal (e.g., by suppository or enema); vaginal (e.g., by pessary); parenteral, for example, by injection, including subcutaneous, intradermal, intramuscular, intravenous, intraarterial, intracardiac, intrathecal, intraspinal, intracapsular, subcapsular, intraorbital, intraperitoneal, intratracheal, subcuticular, intraarticular, subarachnoid, and intrasternal; by implant of a depot or reservoir, for example, subcutaneously or intramuscularly.

15

20

The Subject

The subject may be a prokaryote (e.g., bacteria) or a eukaryote (e.g., protocista, fungi, plants, animals).

25

The subject may be a protocista, an alga, or a protozoan.

30

The subject may be a plant, an angiosperm, a dicotyledon, a monocotyledon, a gymnosperm, a conifer, a ginkgo, a cycad, a fern, a horsetail, a clubmoss, a liverwort, or a moss.

The subject may be an animal.

35

The subject may be a chordate, an invertebrate, an echinoderm (e.g., starfish, sea urchins, brittlestars), an arthropod, an annelid (segmented worms) (e.g., earthworms, lugworms, leeches), a mollusk (cephalopods (e.g., squids, octopi), pelecypods (e.g.,

- 114 -

oysters, mussels, clams), gastropods (e.g., snails, slugs)), a nematode (round worms), a platyhelminthes (flatworms) (e.g., planarians, flukes, tapeworms), a cnidaria (e.g., jelly fish, sea anemones, corals), or a porifera (e.g., sponges).

5 The subject may be an arthropod, an insect (e.g., beetles, butterflies, moths), a chilopoda (centipedes), a diplopoda (millipedes), a crustacean (e.g., shrimps, crabs, lobsters), or an arachnid (e.g., spiders, scorpions, mites).

10 The subject may be a chordate, a vertebrate, a mammal, a bird, a reptile (e.g., snakes, lizards, crocodiles), an amphibian (e.g., frogs, toads), a bony fish (e.g., salmon, plaice, eel, lungfish), a cartilaginous fish (e.g., sharks, rays), or a jawless fish (e.g., lampreys, hagfish).

15 The subject may be a mammal, a placental mammal, a marsupial (e.g., kangaroo, wombat), a monotreme (e.g., duckbilled platypus), a rodent (e.g., a guinea pig, a hamster, a rat, a mouse), murine (e.g., a mouse), a lagomorph (e.g., a rabbit), avian (e.g., a bird), canine (e.g., a dog), feline (e.g., a cat), equine (e.g., a horse), porcine (e.g., a pig), ovine (e.g., a sheep), bovine (e.g., a cow), a primate, simian (e.g., a monkey or ape), a monkey (e.g., marmoset, baboon), an ape (e.g., gorilla, chimpanzee, orangutang, gibbon), or a
20 human.

Furthermore, the subject may be any of its forms of development, for example, a spore, a seed, an egg, a larva, a pupa, or a foetus.

25 Formulations

While it is possible for the active compound to be used (e.g., administered) alone, it is often preferable to present it as a formulation.

30 Thus, one aspect of the present invention pertains to a composition comprising a compound, as described herein, and a carrier.

In one embodiment, the composition is a pharmaceutical composition (e.g., formulation, preparation, medicament) comprising a compound, as described herein, and a
35 pharmaceutically acceptable carrier.

- 115 -

In one embodiment, the composition is a pharmaceutical composition comprising at least one compound, as described herein, together with one or more other pharmaceutically acceptable ingredients well known to those skilled in the art, including, but not limited to, pharmaceutically acceptable carriers, diluents, excipients, adjuvants, fillers, buffers, preservatives, anti-oxidants, lubricants, stabilisers, solubilisers, surfactants (e.g., wetting agents), masking agents, colouring agents, flavouring agents, and sweetening agents.

In one embodiment, the composition further comprises other active agents, for example, other therapeutic or prophylactic agents.

Suitable carriers, diluents, excipients, etc. can be found in standard pharmaceutical texts. See, for example, Handbook fo Pharmaceutical Additives, 2nd Edition (eds. M. Ash and I. Ash), 2001 (Synapse Information Resources, Inc., Endicott, New York, USA), Remington's Pharmaceutical Sciences, 18th edition, Mack Publishing Company, Easton, Pa., 1990; and Handbook of Pharmaceutical Excipients, 2nd edition, 1994.

Another aspect of the present invention pertains to methods of making a pharmaceutical composition comprising admixing at least one active compound, as defined above, together with one or more other pharmaceutically acceptable ingredients well known to those skilled in the art, e.g., carriers, diluents, excipients, etc. If formulated as discrete units (e.g., tablets, etc.), each unit contains a predetermined amount (dosage) of the active compound.

The term "pharmaceutically acceptable" as used herein pertains to compounds, ingredients, materials, compositions, dosage forms, etc., which are, within the scope of sound medical judgment, suitable for use in contact with the tissues of the subject in question (e.g., human) without excessive toxicity, irritation, allergic response, or other problem or complication, commensurate with a reasonable benefit/risk ratio. Each carrier, diluent, excipient, etc. must also be "acceptable" in the sense of being compatible with the other ingredients of the formulation.

The formulations may be prepared by any methods well known in the art of pharmacy. Such methods include the step of bringing into association the active compound with a carrier which constitutes one or more accessory ingredients. In general, the formulations are prepared by uniformly and intimately bringing into association the active compound

- 116 -

with carriers (e.g., liquid carriers, finely divided solid carrier, etc.), and then shaping the product, if necessary.

5 The formulation may be prepared to provide for rapid or slow release; immediate, delayed, timed, or sustained release; or a combination thereof.

10 Formulations may suitably be in the form of liquids, solutions (e.g., aqueous, non-aqueous), suspensions (e.g., aqueous, non-aqueous), emulsions (e.g., oil-in-water, water-in-oil), elixirs, syrups, electuaries, mouthwashes, drops, tablets (including, e.g., coated tablets), granules, powders, lozenges, pastilles, capsules (including, e.g., hard and soft gelatin capsules), cachets, pills, ampoules, boluses, suppositories, pessaries, tinctures, gels, pastes, ointments, creams, lotions, oils, foams, sprays, mists, or aerosols.

15 Formulations may suitably be provided as a patch, adhesive plaster, bandage, dressing, or the like which is impregnated with one or more active compounds and optionally one or more other pharmaceutically acceptable ingredients, including, for example, penetration, permeation, and absorption enhancers. Formulations may also suitably be provided in a the form of a depot or reservoir.

20 The active compound may be dissolved in, suspended in, or admixed with one or more other pharmaceutically acceptable ingredients. The active compound may be presented in a liposome or other microparticulate which is designed to target the active compound, for example, to blood components or one or more organs.

25 Formulations suitable for oral administration (e.g., by ingestion) include liquids, solutions (e.g., aqueous, non-aqueous), suspensions (e.g., aqueous, non-aqueous), emulsions (e.g., oil-in-water, water-in-oil), elixirs, syrups, electuaries, tablets, granules, powders, capsules, cachets, pills, ampoules, boluses.

30 Formulations suitable for buccal administration include mouthwashes, lozenges, pastilles, as well as patches, adhesive plasters, depots, and reservoirs. Lozenges typically comprise the active compound in a flavored basis, usually sucrose and acacia or tragacanth. Pastilles typically comprise the active compound in an inert matrix, such as gelatin and glycerin, or sucrose and acacia. Mouthwashes typically comprise the active
35 compound in a suitable liquid carrier.

- 117 -

Formulations suitable for sublingual administration include tablets, lozenges, pastilles, capsules, and pills.

5 Formulations suitable for oral transmucosal administration include liquids, solutions (e.g., aqueous, non-aqueous), suspensions (e.g., aqueous, non-aqueous), emulsions (e.g., oil-in-water, water-in-oil), mouthwashes, lozenges, pastilles, as well as patches, adhesive plasters, depots, and reservoirs.

10 Formulations suitable for non-oral transmucosal administration include liquids, solutions (e.g., aqueous, non-aqueous), suspensions (e.g., aqueous, non-aqueous), emulsions (e.g., oil-in-water, water-in-oil), suppositories, pessaries, gels, pastes, ointments, creams, lotions, oils, as well as patches, adhesive plasters, depots, and reservoirs.

15 Formulations suitable for transdermal administration include gels, pastes, ointments, creams, lotions, and oils, as well as patches, adhesive plasters, bandages, dressings, depots, and reservoirs.

20 Tablets may be made by conventional means, e.g., compression or molding, optionally with one or more accessory ingredients. Compressed tablets may be prepared by compressing in a suitable machine the active compound in a free-flowing form such as a powder or granules, optionally mixed with one or more binders (e.g., povidone, gelatin, acacia, sorbitol, tragacanth, hydroxypropylmethyl cellulose); fillers or diluents (e.g., lactose, microcrystalline cellulose, calcium hydrogen phosphate); lubricants (e.g., magnesium stearate, talc, silica); disintegrants (e.g., sodium starch glycolate, cross-linked povidone, cross-linked sodium carboxymethyl cellulose); surface-active or dispersing or wetting agents (e.g., sodium lauryl sulfate); preservatives (e.g., methyl p-hydroxybenzoate, propyl p-hydroxybenzoate, sorbic acid); flavours, flavour enhancing agents, and sweeteners. Molded tablets may be made by molding in a suitable machine a mixture of the powdered compound moistened with an inert liquid diluent. The tablets 30 may optionally be coated or scored and may be formulated so as to provide slow or controlled release of the active compound therein using, for example, hydroxypropylmethyl cellulose in varying proportions to provide the desired release profile. Tablets may optionally be provided with a coating, for example, to affect release, for example an enteric coating, to provide release in parts of the gut other than the 35 stomach.

- 118 -

Ointments are typically prepared from the active compound and a paraffinic or a water-miscible ointment base.

5 Creams are typically prepared from the active compound and an oil-in-water cream base. If desired, the aqueous phase of the cream base may include, for example, at least about 30% w/w of a polyhydric alcohol, i.e., an alcohol having two or more hydroxyl groups such as propylene glycol, butane-1,3-diol, mannitol, sorbitol, glycerol and polyethylene glycol and mixtures thereof. The topical formulations may desirably include a compound which enhances absorption or penetration of the active compound through the skin or other
10 affected areas. Examples of such dermal penetration enhancers include dimethylsulfoxide and related analogues.

Emulsions are typically prepared from the active compound and an oily phase, which may optionally comprise merely an emulsifier (otherwise known as an emulgent), or it may
15 comprises a mixture of at least one emulsifier with a fat or an oil or with both a fat and an oil. Preferably, a hydrophilic emulsifier is included together with a lipophilic emulsifier which acts as a stabiliser. It is also preferred to include both an oil and a fat. Together, the emulsifier(s) with or without stabiliser(s) make up the so-called emulsifying wax, and the wax together with the oil and/or fat make up the so-called emulsifying ointment base
20 which forms the oily dispersed phase of the cream formulations.

Suitable emulgents and emulsion stabilisers include Tween 60, Span 80, cetostearyl alcohol, myristyl alcohol, glyceryl monostearate and sodium lauryl sulphate. The choice of suitable oils or fats for the formulation is based on achieving the desired cosmetic
25 properties, since the solubility of the active compound in most oils likely to be used in pharmaceutical emulsion formulations may be very low. Thus the cream should preferably be a non-greasy, non-staining and washable product with suitable consistency to avoid leakage from tubes or other containers. Straight or branched chain, mono- or dibasic alkyl esters such as di-isoadipate, isocetyl stearate, propylene glycol diester of coconut fatty acids, isopropyl myristate, decyl oleate, isopropyl palmitate, butyl stearate,
30 2-ethylhexyl palmitate or a blend of branched chain esters known as Crodamol CAP may be used, the last three being preferred esters. These may be used alone or in combination depending on the properties required. Alternatively, high melting point lipids such as white soft paraffin and/or liquid paraffin or other mineral oils can be used.

35

- 119 -

Formulations suitable for intranasal administration, where the carrier is a liquid, include, for example, nasal spray, nasal drops, or by aerosol administration by nebuliser, include aqueous or oily solutions of the active compound.

5 Formulations suitable for intranasal administration, where the carrier is a solid, include, for example, those presented as a coarse powder having a particle size, for example, in the range of about 20 to about 500 microns which is administered in the manner in which snuff is taken, i.e., by rapid inhalation through the nasal passage from a container of the powder held close up to the nose.

10

Formulations suitable for pulmonary administration (e.g., by inhalation or insufflation therapy) include those presented as an aerosol spray from a pressurised pack, with the use of a suitable propellant, such as dichlorodifluoromethane, trichlorofluoromethane, dichloro-tetrafluoroethane, carbon dioxide, or other suitable gases.

15

Formulations suitable for ocular administration include eye drops wherein the active compound is dissolved or suspended in a suitable carrier, especially an aqueous solvent for the active compound.

20

Formulations suitable for rectal administration may be presented as a suppository with a suitable base comprising, for example, natural or hardened oils, waxes, fats, semi-liquid or liquid polyols, for example, cocoa butter or a salicylate; or as a solution or suspension for treatment by enema.

25

Formulations suitable for vaginal administration may be presented as pessaries, tampons, creams, gels, pastes, foams or spray formulations containing in addition to the active compound, such carriers as are known in the art to be appropriate.

30

Formulations suitable for parenteral administration (e.g., by injection), include aqueous or non-aqueous, isotonic, pyrogen-free, sterile liquids (e.g., solutions, suspensions), in which the active compound is dissolved, suspended, or otherwise provided (e.g., in a liposome or other microparticulate). Such liquids may additionally contain other pharmaceutically acceptable ingredients, such as anti-oxidants, buffers, preservatives, stabilisers, bacteriostats, suspending agents, thickening agents, and solutes which render the

35

formulation isotonic with the blood (or other relevant bodily fluid) of the intended recipient. Examples of excipients include, for example, water, alcohols, polyols, glycerol, vegetable

- 120 -

oils, and the like. Examples of suitable isotonic carriers for use in such formulations include Sodium Chloride Injection, Ringer's Solution, or Lactated Ringer's Injection. Typically, the concentration of the active compound in the liquid is from about 1 ng/ml to about 10 µg/ml, for example from about 10 ng/ml to about 1 µg/ml. The formulations may be presented in unit-dose or multi-dose sealed containers, for example, ampoules and vials, and may be stored in a freeze-dried (lyophilised) condition requiring only the addition of the sterile liquid carrier, for example water for injections, immediately prior to use. Extemporaneous injection solutions and suspensions may be prepared from sterile powders, granules, and tablets.

Dosage

It will be appreciated by one of skill in the art that appropriate dosages of the active compounds, and compositions comprising the active compounds, can vary from patient to patient. Determining the optimal dosage will generally involve the balancing of the level of therapeutic benefit against any risk or deleterious side effects. The selected dosage level will depend on a variety of factors including, but not limited to, the activity of the particular compound, the route of administration, the time of administration, the rate of excretion of the compound, the duration of the treatment, other drugs, compounds, and/or materials used in combination, the severity of the condition, and the species, sex, age, weight, condition, general health, and prior medical history of the patient. The amount of compound and route of administration will ultimately be at the discretion of the physician, veterinarian, or clinician, although generally the dosage will be selected to achieve local concentrations at the site of action which achieve the desired effect without causing substantial harmful or deleterious side-effects.

Administration can be effected in one dose, continuously or intermittently (e.g., in divided doses at appropriate intervals) throughout the course of treatment. Methods of determining the most effective means and dosage of administration are well known to those of skill in the art and will vary with the formulation used for therapy, the purpose of the therapy, the target cell(s) being treated, and the subject being treated. Single or multiple administrations can be carried out with the dose level and pattern being selected by the treating physician, veterinarian, or clinician.

In general, a suitable dose of the active compound is in the range of about 0.1 to about 250 mg per kilogram body weight of the subject per day. Where the active compound is a

- 121 -

salt, an ester, an amide, a prodrug, or the like, the amount administered is calculated on the basis of the parent compound and so the actual weight to be used is increased proportionately.

5. Kits

One aspect of the invention pertains to a kit comprising (a) the active ingredient, preferably provided in a suitable container and/or with suitable packaging; and (b) instructions for use, for example, written instructions on how to administer the active compound, etc.

The written instructions may also include a list of indications for which the active ingredient is a suitable treatment.

- 122 -

EXAMPLES

The following examples are provided solely to illustrate the present invention and are not intended to limit the scope of the invention, as described herein.

5

General

¹H NMR spectra were recorded at ambient temperature with WH-90/DS or Mercury 200 (Varian) spectrometers. The HPLC measurements were performed on a Gilson Model 10 302 system equipped with a spectrophotometer. Elemental analyses were obtained with a Carlo Erba EA 1108 instrument. Melting points were measured on a "Boëtius" micro melting point apparatus and are uncorrected. Silicagel, 0.035-0.070 mm, (Acros) was employed for column chromatography. All the solvents were purified before use by routine techniques. To isolate reaction products the solvents were removed by 15 evaporation using a vacuum rotary evaporator, the water bath temperature not exceeding 40°C.

Various reagents were purchased from Sigma-Aldrich (The Old Brickyard, New Road, Gillingham, Dorset, UK), Acros Organics (Janssens Pharmaceuticaan 3A, 2440 Geel, 20 Belgium), Lancaster Synthesis Ltd. (Eastgate, White Lund, Morecambe, Lancashire, LA3 3DY, UK), and Bapeks Ltd. (Riga, Latvia).

Example 1

3-Formylbenzenesulfonic acid, sodium salt (1)

25

Oleum (5 mL) was placed in a reaction vessel and benzaldehyde (2.00 g, 18.84 mmol) was slowly added not exceeding the temperature of the reaction mixture more than 30°C. The obtained solution was stirred at 40°C for 10 hours and at ambient temperature overnight. The reaction mixture was poured into ice and extracted with ethyl acetate. The 30 aqueous phase was treated with CaCO₃ until the evolution of CO₂ ceased (pH~6-7), then the precipitated CaSO₄ was filtered off and washed with water. The filtrate was treated with Na₂CO₃ until the pH of the reaction medium increased to pH 8, obtained CaCO₃ was filtered off and water solution was evaporated in vacuum. The residue was washed with methanol, the washings were evaporated and the residue was dried in desiccator over 35 P₂O₅ affording the title compound (2.00 g, 51%). ¹H NMR (D₂O), δ: 7.56-8.40 (4H, m); 10.04 (1H, s).

- 123 -

Example 23-(3-Sulfophenyl)acrylic acid methyl ester, sodium salt (**2**)

5 Sodium salt of 3-formylbenzenesulfonic acid (**1**) (1.00 g, 4.80 mmol), potassium carbonate (1.32 g, 9.56 mmol), trimethyl phosphonoacetate (1.05 g, 5.77 mmol) and water (2 mL) were stirred at ambient temperature for 30 min, and the precipitated solid was filtered and washed with methanol. The filtrate was evaporated and to give the title compound as a white solid (0.70 g, 55%). ¹H NMR (DMSO-d₆, HMDSO), δ: 3.68 (3H, s);
10 6.51 (1H, d, J=16.0 Hz); 7.30-7.88 (5H, m).

Example 33-(3-Chlorosulfonylphenyl)acrylic acid methyl ester (**3**)

15 To the sodium salt of 3-(3-sulfophenyl)acrylic acid methyl ester (**2**) (0.670 g, 2.53 mmol) benzene (2 mL), thionyl chloride (1.508 g, 0.9 mL, 12.67 mmol) and 3 drops of dimethylformamide were added and the resultant suspension was stirred at reflux for one hour. The reaction mixture was evaporated, the residue was dissolved in benzene (3 mL), filtered and the filtrate was evaporated to give the title compound (0.640 g, 97%).

20

Method A - General Synthesis of methyl (E)-3-(3-([4-substituted 1-piperazinyl]sulfonyl)phenyl)-2-propenoates (**4a-l**)

25 A solution of 3-(3-chlorosulfonylphenyl) acrylic acid methyl ester (**3**) (0.40 g, 1.53 mmol) in dioxane (5.0 mL) was added to a mixture of appropriate piperazine (1.53 mmol) in dioxane (2.0 mL) and NaHCO₃ (0.26 g, 3.06 mmol) in water (3.0 mL) (in the case of piperazine hydrochlorides the amount of NaHCO₃ was increased by 1 eq), and the resultant solution was stirred at room temperature until initial compounds disappeared (1-
30 2 hours). Water was added to the reaction mixture. In the case of a precipitate formation, it was filtered, washed with water, ether, and dried to give the corresponding methyl (E)-3-(3-([4-substituted 1-piperazinyl]sulfonyl)phenyl)-2-propenoate (**4**). Otherwise, the reaction mixture was extracted with ethyl acetate, washed successively with water, brine, dried (Na₂SO₄), and solvent removed to give the corresponding methyl (E)-3-(3-([4-substituted 1-piperazinyl]sulfonyl)phenyl)-2-propenoate (**4**).

35

- 124 -

Example 4Methyl (E)-3-(3-([4-phenyl-1-piperazinyl]sulfonyl)phenyl)-2-propenoate (4a)

5 The title compound was obtained from 3-(3-chlorosulfonylphenyl) acrylic acid methyl ester (3) and 1-phenylpiperazine, using Method A, yield 84%. ¹H NMR (DMSO-d₆, HMDSO), δ: 2.94-3.39 (8H, m); 3.74 (3H, s); 6.65-7.03 (4H, m); 7.05-7.32 (2H, m); 7.60-7.92 (3H, m); 7.94-8.20 (2H, m).

Example 510 Methyl (E)-3-(3-([4-benzhydryl -1-piperazinyl]sulfonyl)phenyl)-2-propenoate (4b)

The title compound was obtained from 3-(3-chlorosulfonylphenyl) acrylic acid methyl ester (3) and 1-benzhydrylpiperazine, using Method A, yield 96%. ¹H NMR (DMSO-d₆, HMDSO), δ: 2.16-2.60 (4H, m); 2.78-3.07 (4H, m); 3.78 (3H, s); 4.32 (1H, s); 6.73 (1H, d, J=16.0 Hz); 7.12-8.27 ppm (15H, m).

15Example 6Methyl (E)-3-(3-([4-(2-methoxyphenyl) -1-piperazinyl]sulfonyl)phenyl)-2-propenoate (4c)

20 The title compound was obtained from 3-(3-chlorosulfonylphenyl) acrylic acid methyl ester (3) and 1-(2-methoxyphenyl)-piperazine hydrochloride, using Method A, yield 87%. ¹H NMR (CDCl₃, HMDSO), δ: 3.03-3.29 (8H, m); 3.78 (3H, s); 3.83 (3H, s); 6.48 (1H, d, J=16.0 Hz); 6.76-7.07 (4H, m); 7.42-7.94 (4H, m); 7.72 ppm (1H, d, J=16.0 Hz).

25

Example 7Methyl (E)-3-(3-([4-(2-chlorophenyl) -1-piperazinyl]sulfonyl)phenyl)-2-propenoate (4d)

30 The title compound was obtained from 3-(3-chlorosulfonylphenyl) acrylic acid methyl ester (3) and 1-(2-chlorophenyl)-piperazine hydrochloride, using Method A, yield 81%. ¹H NMR (CDCl₃, HMDSO), δ: 2.94-3.38 (8H, m); 3.85 (3H, s); 6.54 (1H, d, J=16.0 Hz); 6.87-7.43 (3H, m); 7.12 (1H, d, J=16.0 Hz); 7.42-7.94 ppm (5H, m).

- 125 -

Example 8Methyl (E)-3-(3-([4-(3-chlorophenyl)-1-piperazinyl]sulfonyl)phenyl)-2-propenoate (4e)

5 The title compound was obtained from 3-(3-chlorosulfonylphenyl) acrylic acid methyl ester (3) and 1-(3-chlorophenyl)-piperazine hydrochloride, using Method A, yield 71%. ¹H NMR (CDCl₃, HMDSO), δ: 2.94 -3.45 (8H, m); 3.83 (3H, s); 6.56 (1H, d, J=16.0 Hz); 6.60-6.98 (3H, m); 7.16 (1H, d, J=16.0 Hz); 7.45-8.05 ppm (5H, m).

Example 910 Methyl (E)-3-(3-([4-(2-pyridinyl)-1-piperazinyl]sulfonyl)phenyl)-2-propenoate (4f)

The title compound was obtained from 3-(3-chlorosulfonylphenyl) acrylic acid methyl ester (3) and 1-(2-pyridyl)piperazine, using Method A, yield 82%. ¹H NMR (CDCl₃, HMDSO), δ: 2.94 -3.25 (4H, m); 3.43-3.72 (4H, m); 3.78 (3H, s); 6.49 (1H, d, J=16.0 Hz); 6.47-6.72 (2H, m); 7.27-7.94 (6H, m); 8.00-8.20 ppm (1H, m).

Example 10Methyl (E)-3-(3-([4-(4-acetylphenyl)-1-piperazinyl]sulfonyl)phenyl)-2-propenoate (4g)

20 The title compound was obtained from 3-(3-chlorosulfonylphenyl) acrylic acid methyl ester (3) and 4'-piperazinoacetophenone, using Method A, yield 90%. ¹H NMR (DMSO-d₆, HMDSO), δ: 2.45 (3H, s); 2.94 -3.25 (4H, m); 3.32-3.65 (4H, m, overlapped with a signal of water); 3.78 (3H, s); 6.85 (1H, d, J=16.0 Hz); 6.86-7.16 (2H, m); 7.65-7.96 (5H, m); 8.05-8.27 ppm (2H, m).

25

Example 11Methyl (E)-3-[3-([4-[4-(dimethylamino)phenethyl]-1-piperazinyl]sulfonyl)phenyl]-2-propenoate (4h)

30 The title compound was obtained from 3-(3-chlorosulfonylphenyl) acrylic acid methyl ester (3) and 1-(4-dimethylaminophenethyl)piperazine, using Method A, yield 91%. ¹H NMR (DMSO-d₆, HMDSO), δ: 2.14-2.63 (8H, m, overlapped with a signal of DMSO); 2.80 (6H, s); 2.81-3.05 (4H, m); 3.78 (3H, s); 6.63 (2H, d, J=9.4 Hz); 6.84 (1H, d, J=16.0 Hz); 7.00 (2H, d, J=9.4 Hz); 7.61-7.88 (2H, m); 7.83 (1H, d, J=16.0 Hz); 7.99-8.28 ppm (2H, m).

35

- 126 -

Example 12

Methyl (E)-3-[3-({4-[2-(1-naphthyloxy)ethyl]-1-piperazinyl]sulfonyl}phenyl)]-2-propenoate
(4i)

5 The title compound was obtained from 3-(3-chlorosulfonylphenyl) acrylic acid methyl ester (3) and 1-[2-(1-naphthyloxy)ethyl]piperazine, using Method A, yield 78%. ¹H NMR (DMSO-d₆, HMDSO), δ: 2.36-2.77 (8H, m, overlapped with a signal of DMSO); 2.78-3.09 (4H, m); 3.72 (3H, s); 6.76 (1H, d, J=15.7 Hz); 7.20-7.53 (3H, m); 7.54-7.94 (7H, m); 7.96-8.20 ppm (2H, m).

10

Example 13

Methyl (E)-3-[3-({4-[2-(2-naphthyloxy)ethyl]-1-piperazinyl]sulfonyl}phenyl)]-2-propenoate
(4j)

15 The title compound was obtained from 3-(3-chlorosulfonylphenyl) acrylic acid methyl ester (3) and 1-[2-(2-naphthyloxy)ethyl]piperazine, using Method A, yield 94%. ¹H NMR (DMSO-d₆, HMDSO), δ: 2.38 -2.65 (6H, m, overlapped with a signal of DMSO); 2.76 (2H, t, J=5.0 Hz); 2.83-3.05 (2H, m); 3.71 (3H, s); 4.11(2H, t, J=5.3 Hz); 6.76 (1H, d, J=16.0 Hz); 6.98-7.56 (4H, m); 7.60-7.92 (6H, m); 7.93-8.18 ppm (2H, m).

20

Example 14

Methyl (E)-3-(3-{{4-(3,4-dichlorophenyl)-1-piperazinyl}sulfonyl}phenyl)]-2-propenoate (4k)

25 The title compound was obtained from 3-(3-chlorosulfonylphenyl) acrylic acid methyl ester (3) and 1-(3,4-dichlorophenyl)-piperazine, using Method A, yield 85%. ¹H NMR (DMSO-d₆, HMDSO), δ: 2.76-3.12 (4H, m); 3.13-3.38 (4H, m, overlapped with a signal of water); 3.66 (3H, s); 6.76 (1H, d, J=15.9 Hz); 6.87 (1H, dd, J=2.8 and 8.4 Hz); 7.10 (1H, d, J=2.8 Hz); 7.38 (1H, d, J=8.4 Hz); 7.78(1H, d, J=15.9 Hz); 7.60-7.93 (2H, m); 7.95-8.27 ppm (2H, m).

30

Example 15

Methyl (E)-3-(3-{{4-(4-chlorophenyl)-1-piperazinyl}sulfonyl}phenyl)]-2-propenoate (4l)

35 The title compound was obtained from 3-(3-chlorosulfonylphenyl) acrylic acid methyl ester (3) and 1-(4-chlorophenyl)-piperazine, using Method A, yield 84%. ¹H NMR (DMSO-d₆, HMDSO), δ: 2.76-3.34. (8H, m); 3.72 (3H, s); 6.80 (1H, d, J=15.9 Hz); 6.92 (2H, d, J=8.9

- 127 -

Hz); 7.23 (2H, d, J=8.9 Hz); 7.80(1H, d, J=15.9 Hz); 7.56-7.96 (2H, m); 7.98-8.25 ppm (2H, m).

Method B - General Synthesis of (E)-3-(3-([4-substituted 1-piperazinyl]sulfonyl)phenyl)-2-propenoic acids (5a-l)

5

To a suspension or solution of appropriate methyl (E)-3-(3-([4-substituted 1-piperazinyl]sulfonyl)phenyl)-2-propenoate (**4a-l**) (1.29 mmol) in methanol-tetrahydrofuran (2:3) mixture (5.0 mL), 1N NaOH solution (3.87 mL, 3.87 mmol) was added and the resultant mixture was stirred at ambient temperature overnight. The reaction mixture was partitioned between ethyl acetate and water. The aqueous layer was acidified with 1 N KH₂PO₄ solution. In the case of a precipitate formation, it was filtered, washed with water, ether (or other suitable solvent), and dried to give the corresponding (E)-3-(3-([4-substituted 1-piperazinyl]sulfonyl)phenyl)-2-propenoic acid (**5**).
Otherwise, the reaction mixture was extracted with ethyl acetate, washed successively with water, brine, dried (Na₂SO₄), and solvent removed to give the corresponding (E)-3-(3-([4-substituted 1-piperazinyl]sulfonyl)phenyl)-2-propenoic acid (**5**).

10

15

Example 16

20

(E)-3-(3-([4-Phenyl-1-piperazinyl]sulfonyl)phenyl)-2-propenoic acid (**5a**)

The title compound was obtained from methyl (E)-3-(3-([4-phenyl-1-piperazinyl]sulfonyl)phenyl)-2-propenoate (**4a**) as a white solid, using Method B, yield 61%. ¹H NMR (DMSO-d₆, HMDSO), δ: 2.87-3.65 (8H, m); 6.54-6.98 (4H, m); 7.00-7.36 (2H, m); 7.58-7.92 (3H, m); 7.94-8.23 (2H, m).

25

Example 17

(E)-3-(3-([4-Benzhydryl-1-piperazinyl]sulfonyl)phenyl)-2-propenoic acid (**5b**)

The title compound was obtained from methyl (E)-3-(3-([4-benzhydryl-1-piperazinyl]sulfonyl)phenyl)-2-propenoate (**4b**) as a white solid, using Method B, yield 70%. ¹H NMR (DMSO-d₆, HMDSO), δ: 2.20-2.56 (4H, m); 2.80-3.07 (4H, m); 4.27 (1H, s); 6.67 (1H, d, J=16.0 Hz); 7.05-8.16 ppm (15H, m).

30

- 128 -

Example 18

(E)-3-(3-[[4-(2-Methoxyphenyl)-1-piperazinyl]sulfonyl]phenyl)-2-propenoic acid (**5c**)

5 The title compound was obtained from methyl (E)-3-(3-[[4-(2-methoxyphenyl)-1-piperazinyl]sulfonyl]phenyl)-2-propenoate (**4c**) as a white solid, using Method B, yield 84%. ¹H NMR (DMSO-d₆, HMDSO), δ: 2.76-3.25 (8H, m); 3.72 (3H, s); 6.74 (1H, d, J=16.0 Hz); 6.76-7.14 (4H, m); 7.60-7.94 (2H, m); 7.76 (1H, d, J= 16.0 Hz); 7.94-8.27 ppm (2H, m).

10

Example 19

(E)-3-(3-[[4-(2-Chlorophenyl)-1-piperazinyl]sulfonyl]phenyl)-2-propenoic acid (**5d**)

15 The title compound was obtained from methyl (E)-3-(3-[[4-(2-chlorophenyl)-1-piperazinyl]sulfonyl]phenyl)-2-propenoate (**4d**), using Method B, yield 83%. ¹H NMR (DMSO-d₆, HMDSO), δ: 2.72-3.27 (8H, m); 6.72 (1H, d, J=16.0 Hz); 6.89-7.52 (4H, m); 7.60-7.92 (2H, m); 7.74 (1H, d, J= 16.0 Hz); 7.96-8.25 ppm (2H, m).

Example 20

20 (E)-3-(3-[[4-(3-Chlorophenyl)-1-piperazinyl]sulfonyl]phenyl)-2-propenoic acid (**5e**)

The title compound was obtained from methyl (E)-3-(3-[[4-(3-chlorophenyl)-1-piperazinyl]sulfonyl]phenyl)-2-propenoate (**4e**), using Method B, yield 89%. ¹H NMR (DMSO-d₆, HMDSO), δ: 2.87 -3.16 (6H, m); 3.17-3.67 (2H, m, overlapped with a signal DMSO); 6.67 (1H, d, J=16.0 Hz); 6.68-7.00 (3H, m); 7.02-7.34 (1H, m); 7.56-7.87 (2H, m); 25 7.72 (1H, d, J= 16.0 Hz); 7.94-8.23 ppm (2H, m).

Example 21

(E)-3-(3-[[4-(2-Pyridinyl)-1-piperazinyl]sulfonyl]phenyl)-2-propenoic acid (**5f**)

30 The title compound was obtained from methyl (E)-3-(3-[[4-(2-pyridinyl)-1-piperazinyl]sulfonyl]phenyl)-2-propenoate (**4f**), using Method B, yield 91%. ¹H NMR (DMSO-d₆, HMDSO), δ: 2.83 -3.14 (4H, m); 3.43-3.69 (4H, m); 6.52-6.89 (2H, m); 6.67 (1H, d, J=16.0 Hz); 7.36-7.83 (3H, m); 7.69 (1H, d, J= 16.0 Hz); 7.94-8.18 ppm (3H, m).

- 129 -

Example 22(E)-3-(3-([4-(4-Acetylphenyl)-1-piperazinyl]sulfonyl)phenyl)-2-propenoic acid (**5g**)

The title compound was obtained from methyl (E)-3-(3-([4-(4-acetylphenyl)-1-piperazinyl]sulfonyl)phenyl)-2-propenoate (**4g**), using Method B, yield 85%. ¹H NMR (DMSO-d₆, HMDSO), δ: 2.38 (3H, s); 2.89 -3.20. (4H, m); 3.21-3.67 (4H, m, overlapped with a signal of water); 6.69 (1H, d, J=16.0 Hz); 6.70-7.11 (2H, m); 7.53-7.94 (5H, m); 7.96-8.20 ppm (2H, m).

Example 23(E)-3-[3-([4-(4-(Dimethylamino)phenethyl)-1-piperazinyl]sulfonyl)phenyl]-2-propenoic acid (**5h**)

The title compound was obtained from methyl (E)-3-[3-([4-(4-(dimethylamino)phenethyl)-1-piperazinyl]sulfonyl)phenyl]-2-propenoate (**4h**), using Method B, yield 80%. ¹H NMR (DMSO-d₆, HMDSO), δ: 2.23-2.67 (8H, m, overlapped with a signal of DMSO); 2.80 (6H, s); 2.72-3.09 (4H, m); 6.63 (2H, d, J=8.0 Hz); 6.74 (1H, d, J=16.0 Hz); 6.99 (2H, d, J=8.0 Hz); 7.51 -7.89 (3H, m); 7.90-8.32 ppm (2H, m).

Example 24(E)-3-[3-([4-[2-(1-Naphthyloxy)ethyl]-1-piperazinyl]sulfonyl)phenyl]-2-propenoic acid (**5i**)

The title compound was obtained from methyl (E)-3-[3-([4-[2-(1-naphthyloxy)ethyl]-1-piperazinyl]sulfonyl)phenyl]-2-propenoate (**4i**), using Method B, yield 90%. ¹H NMR (DMSO-d₆, HMDSO), δ: 2.36-2.76 (6H, m, overlapped with a signal of DMSO); 2.78-3.07 (6H, m); 6.69 (1H, d, J= 15.7 Hz); 7.22-7.56 (3H, m); 7.58-7.92 (7H, m); 7.93-8.16 ppm (2H, m).

Example 25(E)-3-[3-([4-[2-(2-Naphthyloxy)ethyl]-1-piperazinyl]sulfonyl)phenyl]-2-propenoic acid (**5j**)

The title compound was obtained from methyl (E)-3-[3-([4-[2-(2-naphthyloxy)ethyl]-1-piperazinyl]sulfonyl)phenyl]-2-propenoate (**4j**), using Method B, yield 84%. ¹H NMR (DMSO-d₆, HMDSO), δ: 2.36 -2.58 (6H, m, overlapped with a signal of DMSO); 2.76 (2H, t, J=5.0 Hz); 2.82-3.05 (2H, m); 4.11(2H, t, J=5.3 Hz); 6.67(1H, d, J= 16.0 Hz); 6.98-7.52 (4H, m); 7.53-7.87 (6H, m); 7.88-8.16 ppm (2H, m).

Example 26

(E)-3-(3-([4-(3,4-Dichlorophenyl)-1-piperazinyl]sulfonyl)phenyl)-2-propenoic acid (**5k**)

5 The title compound was obtained from methyl (E)-3-(3-([4-(3,4-dichlorophenyl)-1-piperazinyl]sulfonyl)phenyl)-2-propenoate (**4k**), using Method B, yield 87%. ¹H NMR (DMSO-d₆, HMDSO), δ: 2.69-3.16 (4H, m); 3.17-3.47 (4H, m); 6.69 (1H, d, J=16.0 Hz); 6.92 (1H, dd, J=2.8 and 8.4 Hz); 7.13 (1H, d, J=2.8 Hz); 7.38 (1H, d, J=8.4 Hz); 7.54 (1H, d, J=16.0 Hz); 7.58-7.92 (2H, m); 7.93-8.18 ppm (2H, m).

10

Example 27

(E)-3-(3-([4-(4-Chlorophenyl)-1-piperazinyl]sulfonyl)phenyl)-2-propenoic acid (**5l**)

15 The title compound was obtained from methyl (E)-3-(3-([4-(4-chlorophenyl)-1-piperazinyl]sulfonyl)phenyl)-2-propenoate (**4l**), using Method B, yield 75%. ¹H NMR (DMSO-d₆, HMDSO), δ: 2.83-3.49 (8H, m, overlapped with a signal of water); 6.67 (1H, d, J=15.9 Hz); 6.89 (1H, d, J= 8.9 Hz); 7.18 (2H, d, J=8.9 Hz); 7.49-7.87 (2H, m); 7.69 (1H, d, J=15.9 Hz); 7.88-8.20 ppm (2H, m).

20 Method C - General Synthesis of (E)-3-(3-([4-substituted 1-piperazinyl]sulfonyl)phenyl)-2-propenoyl chlorides (**6a-l**)

To a suspension of appropriate (E)-3-(3-([4-substituted 1-piperazinyl]sulfonyl)phenyl)-2-propenoic acid (**5a-l**) (0.78 mmol) in dichloromethane (4.0 mL) oxalyl chloride (0.21 mL, 2.37 mmol) and one drop of dimethylformamide were added. The reaction mixture was stirred at 40°C for one hour and concentrated under reduced pressure to give crude (E)-3-(3-([4-substituted 1-piperazinyl]sulfonyl)phenyl)-2-propenoyl chloride (**6**).

30

Example 28

(E)-3-(3-([4-Phenyl-1-piperazinyl]sulfonyl)phenyl)-2-propenoyl chloride (**6a**)

The title compound was obtained from (E)-3-(3-([4-phenyl-1-piperazinyl]sulfonyl)phenyl)-2-propenoic acid (**5a**), using Method C, in a form of a crude product.

- 131 -

Example 29

(E)-3-(3-{{[4-Benzhydryl-1-piperazinyl]sulfonyl}phenyl})-2-propenoyl chloride (**6b**)

5 The title compound was obtained from (E)-3-(3-{{[4-benzhydryl-1-piperazinyl]sulfonyl}phenyl})-2-propenoic acid (**5b**), using Method C, in a form of a crude product.

Example 30

10 (E)-3-(3-{{[4-(2-Methoxyphenyl)-1-piperazinyl]sulfonyl}phenyl})-2-propenoyl chloride (**6c**)

The title compound was obtained from (E)-3-(3-{{[4-(2-methoxyphenyl)-1-piperazinyl]sulfonyl}phenyl})-2-propenoic acid (**5c**), using Method C, in a form of a crude product.

Example 31

15 (E)-3-(3-{{[4-(2-Chlorophenyl)-1-piperazinyl]sulfonyl}phenyl})-2-propenoyl chloride (**6d**)

20 The title compound was obtained from (E)-3-(3-{{[4-(2-chlorophenyl)-1-piperazinyl]sulfonyl}phenyl})-2-propenoic acid (**5d**), using Method C, in a form of a crude product.

Example 32

(E)-3-(3-{{[4-(3-Chlorophenyl)-1-piperazinyl]sulfonyl}phenyl})-2-propenoyl chloride (**6e**)

25 The title compound was obtained from (E)-3-(3-{{[4-(3-chlorophenyl)-1-piperazinyl]sulfonyl}phenyl})-2-propenoic acid (**5e**), using Method C, in a form of a crude product.

Example 33

30 (E)-3-(3-{{[4-(2-Pyridinyl)-1-piperazinyl]sulfonyl}phenyl})-2-propenoyl chloride (**6f**)

The title compound was obtained from (E)-3-(3-{{[4-(2-pyridinyl)-1-piperazinyl]sulfonyl}phenyl})-2-propenoic acid (**5f**), using Method C, in a form of a crude product.

35

- 132 -

Example 34

(E)-3-[3-({4-[4-(1-Chlorovinyl)phenyl]-1-piperazinyl}sulfonyl)phenyl]-2-propenoyl chloride
(**6g**)

5 The title compound was obtained from (E)-3-(3-([4-(4-acetylphenyl)-1-piperazinyl}sulfonyl)phenyl)-2-propenoic acid (**5g**), using Method C, in a form of a crude product.

Example 35

10 (E)-3-[3-({4-[4-(Dimethylamino)phenethyl]-1-piperazinyl}sulfonyl)phenyl]-2-propenoyl chloride (**6h**)

The title compound was obtained from (E)-3-[3-({4-[4-(dimethylamino)phenethyl]-1-piperazinyl}sulfonyl)phenyl]-2-propenoic acid (**5h**), using Method C, in a form of a crude
15 product.

Example 36

(E)-3-[3-({4-[2-(1-Naphthyloxy)ethyl]-1-piperazinyl}sulfonyl)phenyl]-2-propenoyl chloride
(**6i**)

20 The title compound was obtained from (E)-3-[3-({4-[2-(1-naphthyloxy)ethyl]-1-piperazinyl}sulfonyl)phenyl]-2-propenoic acid (**5i**), using Method C, in a form of a crude product.

Example 37

25 (E)-3-[3-({4-[2-(2-Naphthyloxy)ethyl]-1-piperazinyl}sulfonyl)phenyl]-2-propenoyl chloride
(**6j**)

30 The title compound was obtained from (E)-3-[3-({4-[2-(2-naphthyloxy)ethyl]-1-piperazinyl}sulfonyl)phenyl]-2-propenoic acid (**5j**), using Method C, in a form of a crude product.

- 133 -

Example 38

(E)-3-(3-([4-(3,4-Dichlorophenyl)-1-piperazinyl]sulfonyl)phenyl)-2-propenoyl chloride (**6k**)

5 The title compound was obtained from (E)-3-(3-([4-(3,4-dichlorophenyl)-1-piperazinyl]sulfonyl)phenyl)-2-propenoic acid (**5k**), using Method C, in a form of a crude product.

Example 39

10 (E)-3-(3-([4-(4-Chlorophenyl)-1-piperazinyl]sulfonyl)phenyl)-2-propenoyl chloride (**6l**)

The title compound was obtained from (E)-3-(3-([4-(4-chlorophenyl)-1-piperazinyl]sulfonyl)phenyl)-2-propenoic acid (**5l**), using Method C, in a form of a crude product.

15 Method D - General Synthesis of (E)-N-hydroxy-3-(3-([4-substituted 1-piperazinyl]sulfonyl)phenyl)-2-propenamides

To a suspension of hydroxylamine hydrochloride (0.27 g, 3.90 mmol) in tetrahydrofuran (6.0 mL) a saturated NaHCO₃ solution (6.9 mL) was added and the resultant mixture was stirred at ambient temperature for 10 minutes. To the reaction mixture an appropriate (E)-3-(3-([4-substituted 1-piperazinyl]sulfonyl)phenyl)-2-propenoyl chloride (**6a-l**) (ca. 0.78 mmol) solution in tetrahydrofuran (4.0 mL) was added and the obtained mixture was stirred at ambient temperature for ca. one hour. The organic layer was separated, the water layer was supplemented with water (ca. 5 mL) and extracted with ethyl acetate.

25 The organic extracts were combined, washed successively with water, brine, and dried (Na₂SO₄). The solvent was removed and the crude product was washed with an appropriate solvent (ether, methanol, ethyl acetate, acetonitrile etc.) or crystallized from ether, methanol, ethyl acetate or acetonitrile, or their mixtures to give the corresponding target (E)-N-hydroxy-3-(3-([4-substituted 1-piperazinyl]sulfonyl)phenyl)-2-propenamide.

30 Otherwise, the crude reaction product was chromatographed on silica gel with chloroform - methanol as eluents to give the corresponding (E)-N-hydroxy-3-(3-([4-substituted 1-piperazinyl]sulfonyl)phenyl)-2-propenamide.

- 134 -

Example 40

(E)-N-Hydroxy-3-{3-[(4-phenyl-1-piperazinyl)sulfonyl]phenyl}-2-propenamide (PX118490)

The title compound was obtained from (E)-3-(3-[(4-phenyl-1-piperazinyl)sulfonyl]phenyl)-2-propenoyl chloride (**6a**) as white crystals, using Method D, yield 73% (on **5a**). M.p. 201°C. ¹H NMR (DMSO-d₆, HMDSO), δ: 2.91-3.39 (8H, m, overlapped with a signal of water); 6.62 (1H, d, J=16.0 Hz); 6.74-6.99 (3H, m); 7.06-7.34 (2H, m); 7.57 (1H, d, J=16.0 Hz); 7.56-8.12 (4H, m); 9.11 (1H, br s); 10.79 (1H, s). HPLC analysis on Zorbax SB-C₁₈ column: impurities 1.3% (column size 4.6x150 mm; mobile phase acetonitrile - 0.1% H₃PO₄, gradient from 50:50 to 100:0; sample concentration 0.5 mg/ml; flow rate 1.5 mL/min.; detector: UV 254 nm). Anal. Calcd for C₁₉H₂₁N₃O₄S, %: C 58.90, H 5.46, N 10.84. Found, %: C 58.73, H 5.34, N 10.69.

Example 41

15 (E)-N-Hydroxy-3-{3-[(4-benzhydryl-1-piperazinyl)sulfonyl]phenyl}-2-propenamide (PX118491)

The title compound was obtained from (E)-3-(3-[(4-benzhydryl-1-piperazinyl)sulfonyl]phenyl)-2-propenoyl chloride (**6b**) as white crystals, using Method D, yield 57% (on **5b**). M.p. 156°C. ¹H NMR (DMSO-d₆, HMDSO), δ: 2.18-2.54 (4H, m, overlapped with a signal of DMSO); 2.75-3.11 (4H, m); 4.31 (1H, s); 6.64 (1H, d, J=16.0 Hz); 7.01-8.11 (15H, m); 9.15 (1H, br s); 10.83 (1H, s). HPLC analysis on Symmetry C₁₈ column: impurities 7% (column size 3.9x150 mm; mobile phase acetonitrile - 0.1M phosphate buffer (pH 2.5), 50:50; sample concentration 1 mg/ml; flow rate 0.75 mL/min.; detector UV 220 nm). Anal. Calcd for C₂₆H₂₇N₃O₄S * 0.7 H₂O, %: C 63.71, H 5.84, N 8.57. Found, %: C 63.81, H 5.77, N 8.34.

Example 42

30 (E)-N-Hydroxy-3-{3-[(4-(2-methoxyphenyl)-1-piperazinyl)sulfonyl]phenyl}-2-propenamide (PX118810)

The title compound was obtained from (E)-3-(3-[(4-(2-methoxyphenyl)-1-piperazinyl)sulfonyl]phenyl)-2-propenoyl chloride (**6c**) as white crystals, using Method D, yield 59% (on **5c**). M.p. 190°C. ¹H NMR (DMSO-d₆, HMDSO), δ: 2.72-3.25 (8H, m); 3.67 (3H, s); 6.65 (1H, d, J=16.0 Hz); 6.76-7.12 (4H, m); 7.61 (1H, d, J=16.0 Hz); 7.60-8.07 (4H, m); 9.09 (1H, br s); 10.78 (1H, s). HPLC analysis on Zorbax SB C₁₈ column:

- 135 -

impurities 2% (column size 4.6x150 mm; mobile phase acetonitrile- 0.1% H₃PO₄, 50:50 10 min, 100:0 5 min; sample concentration 1 mg/ml; flow rate 1.5 mL/min.; detector UV 254 nm). Anal. Calcd for C₂₀H₂₃N₃O₅S, %: C 57.54, H 5.55, N 10.06. Found, %: C 57.26, H 5.46, N 9.99.

5

Example 43

(E)-N-Hydroxy-3-{3-[(4-(2-chlorophenyl)-1-piperazinyl)sulfonyl]phenyl}-2-propenamamide
(PX118811)

10 The title compound was obtained from (E)-3-(3-[(4-(2-chlorophenyl)-1-piperazinyl)sulfonyl]phenyl)-2-propenoyl chloride (**6d**), using Method D, yield 84% (on **5d**).
M.p. 183°C. ¹H NMR (DMSO-d₆, HMDSO), δ: 2.76-3.32 (8H, m); 6.63 (1H, d, J=16.0 Hz); 6.92-7.48 (4H, m); 7.59 (1H, d, J=16.0 Hz); 7.58-8.12 (4H, m); 9.12 (1H, br s); 10.80 (1H, s). HPLC analysis on Zorbax SB C₁₈ column: impurities 2% (column size 4.6x150 mm;
15 mobile phase acetonitrile- 0.1% H₃PO₄, 50:50 10 min, 100:0 5 min; sample concentration 0.5 mg/ml; flow rate 1.5 mL/min; detector: UV 254 nm). Anal. Calcd for C₁₉H₂₀ClN₃O₄S, %: C 54.09, H 4.78, N 9.96. Found, %: C 53.99, H 4.73, N 9.80.

Example 44

20 (E)-N-Hydroxy-3-{3-[(4-(3-chlorophenyl)-1-piperazinyl)sulfonyl]phenyl}-2-propenamamide
(PX118812)

The title compound was obtained from (E)-3-(3-[(4-(3-chlorophenyl)-1-piperazinyl)sulfonyl]phenyl)-2-propenoyl chloride (**6e**), using Method D, yield 75% (on **5e**).
25 M.p. 201°C. ¹H NMR (DMSO-d₆, HMDSO), δ: 2.83-3.45 (8H, m); 6.63 (1H, d, J=16.0 Hz); 6.68-7.02 (3H, m); 7.16 (1H, t, J=7.8 Hz); 7.58 (1H, d, J=16.0 Hz); 7.60-8.07 (4H, m); 9.16 (1H, br s); 10.72 (1H, s). HPLC analysis on Symmetry C₈ column: impurities 3.3% (column size 3.9x150 mm; mobile phase acetonitrile- 0.1M phosphate buffer (pH 2.5), 45:55; sample concentration 0.5 mg/ml; flow rate 1.4 mL/min; detector UV 254 nm). Anal. Calcd for C₁₉H₂₀ClN₃O₄S, containing 4% of inorganic impurities, %: C 51.93, H 4.59, N 9.56.
30 Found, %: C 52.00, H 4.59, N 9.39.

- 136 -

Example 45

(E)-N-Hydroxy-3-{3-[(4-(2-pyridinyl)-1-piperazinyl)sulfonyl]phenyl}-2-propenamide
(PX118807)

5 The title compound was obtained from (E)-3-{3-[(4-(2-pyridinyl)-1-piperazinyl)sulfonyl]phenyl}-2-propenoyl chloride (**6f**), using Method D, yield 63% (on **5f**).
M.p. 112°C. ¹H NMR (DMSO-d₆, HMDSO), δ: 2.78-3.18 (4H, m); 3.41-3.76 (4H, m); 6.45-6.91 (3H, m); 7.38-8.19 (7H, m); 9.13 (1H, br s); 10.78 (1H, br s). HPLC analysis on
10 Symmetry C₈ column: impurities 4% (column size 3.9x150 mm; mobile phase acetonitrile-0.1M phosphate buffer (pH 2.5), 35:65; sample concentration 0.5 mg/ml; flow rate 1.3 mL/min; detector UV 254 nm). Anal. Calcd for C₁₈H₂₀N₄O₄S * H₂O, containing 1.5% of inorganic impurities, %: C 52.39, H 5.37, N 13.58. Found, %: C 52.45, H 5.23, N 13.39.

Example 46

15 (E)-3-[3-[(4-(1-chlorovinyl)phenyl)-1-piperazinyl]sulfonyl]phenyl]-N-hydroxy-2-propenamide (PX118933)

The title compound was obtained from (E)-3-[3-[(4-(1-chlorovinyl)phenyl)-1-piperazinyl]sulfonyl]phenyl]-2-propenoyl chloride (**6g**), using Method D, yield 24% (on **5g**).
20 M.p. 203°C (dec.). TLC: single spot at R_f 0.3 (ethyl acetate-methanol, 4:1; detection - UV-254 nm). ¹H NMR (DMSO-d₆, HMDSO), δ: 2.94-3.20 (4H, m); 3.21-3.63 (4H, m, overlapped with a signal of water); 5.38 (1H, d, J= 4.0 Hz); 5.83 (1H, d, J= 4.0 Hz); 6.63 (1H, d, J=16.0 Hz); 6.93 (2H, d, J=9.0 Hz); 7.54 (2H, d, J= 9.0 Hz); 7.60 (1H, d, J=16.0 Hz); 7.43 -8.05 (4H, m); 9.16 (1H, br s); 10.85 ppm (1H, br s). Anal. Calcd for
25 C₂₁H₂₂ClN₃O₄S, containing 1.9% of inorganic material, %: C 55.24, H 4.86, N 9.20. Found, %: C 55.22, H 4.78, N 9.45.

Example 47

30 (E)-3-[3-[(4-(4-(dimethylamino)phenethyl)-1-piperazinyl)sulfonyl]phenyl]-N-hydroxy-2-propenamide (PX118951)

The title compound was obtained from (E)-3-[3-[(4-(4-(dimethylamino)phenethyl)-1-piperazinyl)sulfonyl]phenyl]-2-propenoyl chloride (**6h**), using Method D, yield 17% (on **5h**).
35 M.p. 189°C. ¹H NMR (DMSO-d₆, HMDSO), δ: 2.36-2.57 (8H, m, overlapped with a signal of DMSO); 2.80 (6H, s); 2.83-2.94 (4H, m); 6.60 (2H, d, J=8.0 Hz); 6.61 (1H, d, J=15.7 Hz); 6.96 (2H, d, J=8.0 Hz); 7.57 (1H, d, J=15.7 Hz); 7.66-7.75 (2H, m); 7.83-7.97 (2H,

- 137 -

m); 9.17 (1H, br s); 10.83 (1H, br s). HPLC analysis on Alltima C₁₈ column: impurities 3% (column size 4.6x150 mm; mobile phase acetonitrile - 0.1 M phosphate buffer (pH 2.5), 15:85; sample concentration 1.0 mg/ml; flow rate 1.0 mL/min; detector UV 220 nm). Anal. Calcd for C₂₃H₃₀N₄O₄S, %: C 60.24, H 6.59, N 12.22. Found, %: C 60.05, H 6.52, N 12.16.

5

Example 48

(E)-N-Hydroxy-3-[3-({4-[2-(1-naphthyloxy)ethyl]-1-piperazinyl}-sulfonyl)phenyl]-2-propenamide (PX118934)

10

The title compound was obtained from (E)-3-[3-({4-[2-(1-naphthyloxy)ethyl]-1-piperazinyl}sulfonyl)phenyl]-2-propenoyl chloride (**6i**), using Method D, yield 68% (on **5i**). M.p. 178°C. ¹H NMR (DMSO-d₆, HMDSO), δ: 2.41-2.68 (6H, m, overlapped with a signal of DMSO); 2.75-3.00 (6H, m); 6.61 (1H, d, J=16.0 Hz); 7.34 (1H, d, J= 8.4 Hz); 7.39-7.52 (2H, m); 7.57 (1H, d, J=16.0 Hz); 7.63-7.97 (8H, m); 9.17 (1H, br s); 10.84 ppm (1H, br s). HPLC analysis on Omnispher C₁₈ column: impurities 2.2% (column size 4.6x150 mm; mobile phase acetonitrile - 0.2 M acetate buffer (pH 5.0), 40:60; sample concentration 0.5 mg/ml; flow rate 1.5 mL/min; detector UV 230 nm). Anal. Calcd for C₂₅H₂₇N₃O₅S, %: C 62.35, H 5.65, N 8.73. Found, %: C 62.42, H 5.56, N 8.69.

15

20

Example 49

(E)-N-Hydroxy-3-[3-({4-[2-(2-naphthyloxy)ethyl]-1-piperazinyl}-sulfonyl)phenyl]-2-propenamide (PX118935)

25

The title compound was obtained from (E)-3-[3-({4-[2-(2-naphthyloxy)ethyl]-1-piperazinyl}sulfonyl)phenyl]-2-propenoyl chloride (**6j**), using Method D, yield 57% (on **5j**). M.p. 130°C. ¹H NMR (DMSO-d₆, HMDSO), δ: 2.54-2.68 (4H, m, overlapped with a signal of DMSO); 2.76 (2H, t, J=5.0 Hz); 2.82-3.03 (4H, m); 4.12 (2H, t, J=5.3 Hz); 6.60 (1H, d, J=16.0 Hz); 7.10 (1H, dd, J=8.9 and 2.0 Hz); 7.28 (1H, d, J=2.0 Hz); 7.31 (1H, t, J=7.9 Hz); 7.43 (1H, t, J=7.6 Hz); 7.55 (1H, d, J=16.0 Hz); 7.62-7.95 (7H, m); 9.19 (1H, br s); 10.82 ppm (1H, br s). HPLC analysis on Omnispher C₁₈ column: impurities 3.3% (column size 4.6x150 mm; mobile phase acetonitrile - 0.2 M acetate buffer (pH 5.0), 40:60; sample concentration 0.25 mg/ml; flow rate 1.5 mL/min; detector UV 230 nm). Anal. Calcd for C₂₅H₂₇N₃O₅S, containing 6% of inorganic impurities, %: C 58.61, H 5.31, N 8.20. Found, %: C 58.63, H 5.33, N 8.01.

30

35

- 138 -

Example 50

(E)-3-(3-([4-(3,4-Dichlorophenyl)-1-piperazinyl]sulfonyl)phenyl)-N-hydroxy-2-propenamide
(PX118971)

5 The title compound was obtained from (E)-3-(3-([4-(3,4-dichlorophenyl)-1-piperazinyl]sulfonyl)phenyl)-2-propenoyl chloride (**6k**), using Method D, yield 71% (on **5k**).
M.p. 193°C. ¹H NMR (DMSO-d₆, HMDSO), δ: 2.89-3.09 (4H, m); 3.18-3.33 (4H, m, overlapped with a signal of water); 6.61 (1H, d, J=15.9 Hz); 6.89 (1H, dd, J=2.8 and 8.4 Hz); 7.11 (1H, d, J=2.8 Hz); 7.38 (1H, d, J=8.4 Hz); 7.57 (1H, d, J=15.9 Hz); 7.66-7.82
10 (2H, m); 7.87-8.00 (2H, m); 9.16 (1H, s); 10.82 (1H, s). HPLC analysis on Omnispher C₁₈ column: impurities 3.3% (column size 4.6x150 mm; mobile phase acetonitrile - 0.2 M acetate buffer (pH 5.0), 50:50; sample concentration 0.5 mg/ml; flow rate 1.3 mL/min; detector UV 254 nm). Anal. Calcd for C₁₉H₁₉Cl₂N₃O₄S, %: C 50.01, H 4.20, N 9.21.
Found, %: C 49.94, H 4.06, N 9.10.

15

Example 51

(E)-3-(3-([4-(4-Chlorophenyl)-1-piperazinyl]sulfonyl)phenyl)-N-hydroxy-2-propenamide
(PX118972)

20 The title compound was obtained from (E)-3-(3-([4-(4-chlorophenyl)-1-piperazinyl]sulfonyl)phenyl)-2-propenoyl chloride (**6l**), using Method D, yield 79% (on **5l**).
M.p. 215°C. ¹H NMR (DMSO-d₆, HMDSO), δ: 2.89-3.12 (4H, m); 3.12-3.27 (4H, m); 6.61 (1H, d, J=15.9 Hz); 6.91 (2H, d, J=8.9 Hz); 7.21 (2H, d, J=8.9 Hz); 7.57 (1H, d, J=15.9 Hz); 7.67-7.85 (2H, m); 7.86-8.05 (2H, m); 9.26 (1H, br s); 10.65 (1H, br s). HPLC
25 analysis on Alltima C₁₈ column: impurities <1% (column size 4.6x150 mm; mobile phase acetonitrile - 0.1 M phosphate buffer (pH 2.5), 50:50; sample concentration 0.5 mg/ml; flow rate 1.5 mL/min; detector UV 254 nm). Anal. Calcd for C₁₉H₂₀ClN₃O₄S, %: C 54.09, H 4.78, N 9.96. Found, %: C 54.08, H 4.62, N 9.90.

30

Example 52

(E)-N-Hydroxy-3-[3-({4-[(E)-3-phenyl-2-propenyl]-1-piperazinyl}-sulfonyl)phenyl]-2-propenamide (PX118870)

The title compound was obtained using methods analogous to those described above.
35 M.p. 178°C. ¹H NMR (DMSO-d₆, TMS) δ: 2.60-3.49 (8 H, m, partly overlapped with a signal of water), 3.09 (2H, d, J=6.0 Hz); 6.13 (1H, dt, J= 16.0 and 6.0 Hz), 6.49 (1H, d, J=

- 139 -

16.0 Hz); 6.60 (1H, d, J=16.0 Hz); 7.16- 7.56 (5H, m); 7.57-8.00 (5H, m); 9.20 (1H, br s); 10.78 ppm (1H, br s). HPLC analysis on an Omnispher 5 C₁₈ column : impurities 1.0 % (column size: 4.6x150 mm - mobile phase: acetonitrile -0.1 M phosphate buffer (pH 2.5), 25:75; sample concentration 0.16 mg/ml; flow rate: 1.3 mL/min; detector UV 254 nm).

5 Anal. Calcd. for C₂₂H₂₃N₃O₄S, %: C 61.81, H 5.89, N 9.83. Found, % C 61.43, H 5.84, N 9.65.

Example 53

10 (E)-N-Hydroxy-3-(3-[[4-(4-methoxyphenyl)-1-piperazinyl]-sulfonyl]phenyl)-2-propenamide
(PX118871)

The title compound was obtained using methods analogous to those described above.

M.p. 203°C. ¹H NMR (DMSO-d₆, HMDSO) δ: 2.96-3.12 (8H, m); 3.66 (3H, s); 6.62 (1H, d, J= 15.7 Hz); 6.79 (2H, d, J=9.4 Hz); 6.85 (2H, d, J=9.4 Hz); 7.59 (1H, d, J=15.7 Hz); 7.62-
15 7.70 (2H, m); 7.92-8.05 (2H, m); 9.15 (1H, br s); 10.82 ppm (1H, br s). HPLC analysis on an Omnispher 5 C₁₈ column: impurities 1.3%. (column size 4.6x150 mm; mobile phase acetonitrile -0.1 M phosphate buffer (pH 2.5), 40:60; sample concentration 0.5 mg/ml; flow rate 1.5 mL/min; detector UV 220 nm). Anal. Calcd. for C₂₀H₂₃N₃O₅S, %: C 57.54, H 5.55, N 10.06. Found, %: C 57.55, H 5.41, N 9.98.

20

Example 54

(E)-N-hydroxy-3-(3[[4(3-methoxyphenyl)piperazinyl]sulfonyl]phenyl)-2-propenamide
(PX118872)

25 The title compound was obtained using methods analogous to those described above.

M.p. 196°C. ¹H NMR (DMSO-d₆, HMDSO) δ: 2.96-3.10 (4 H, m), 3.13-3.26 (4H, m); 3.68 (3H, s); 6.34- 6.52 (3H, m); 6.61 (1H, d, J=15.7 Hz); 7.08 (1H, t, J=7.9 Hz); 7.57 (1H, d, J=15.7 Hz); 7.64-7.80 (2H, m); 7.89-7.98 (2H, m); 9.15 (1H, br s); 10.81 ppm (1H, br s).

HPLC analysis on an Alltima C₁₈ column: impurities 3.5% (column size 4.6x150mm;

30

mobile phase acetonitrile -0.1 M phosphate buffer (pH 2.5), 50:50; sample concentration 0.5 mg/ml; flow rate 1.4 mL/min; detector UV 220 nm). Anal. Calcd for C₂₀H₂₃N₃O₅S, containing 1.5% of inorganic impurities, %: C 56.68, H 5.47, N 9.91. Found, %: C 56.79, H 5.31, N 9.81.

- 140 -

Example 55

(E)-3-(3-[[4-(1,3-Benzodioxol-5-ylmethyl)-1-piperazinyl]sulfonyl]-phenyl)-N-hydroxy-2-propenamide (PX118873)

5 The title compound was obtained using methods analogous to those described above.
M.p. 172°C. ¹H NMR (DMSO-d₆, HMDSO) δ: 2.32-2.45 (4 H, m), 2.82-2.97 (4H, m); 3.34
(2H, s, overlapped with a signal of water); 5.94 (2H, s); 6.60 (1H, d, J=15.7 Hz); 6.67 (1H,
d, J=7.9 Hz); 6.76 (1H, s); 6.78 (1H, d, J=8.3 Hz); 7.56 (1H, d, J=15.7 Hz); 7.66- 7.74 (2H,
m); 7.83-7.96 (2H, m); 9.14 (1H, br s); 10.80 ppm (1H, br s). HPLC analysis on an
10 Omnispher 5 C₁₈ column : impurities 1.3% (column size 4.6x150 mm; mobile phase
acetonitrile -0.1 M phosphate buffer (pH 2.5), 35:65; sample concentration 1.0 mg/ml; flow
rate: 1.3 mL/min; detector UV 254 nm). Anal. Calcd. for C₂₁H₂₃N₃O₆S, %: C 56.62, H 5.20,
N 9.43. Found, %:
C 56.35, H 5.02, N 9.24.

15

Example 56

(E)-3-(3-[[4-Benzyl-1-piperazinyl]sulfonyl]phenyl)-N-hydroxy-2-propenamide (PX118874)

The title compound was obtained using methods analogous to those described above.
20 M.p 185°C. ¹H NMR (DMSO-d₆, HMDSO) δ: 2.42 (4H, m), 2.91 (4H, m); 3.45 (2H, s); 6.59
(1H, d, J= 15.7 Hz); 7.15-7.31 (5H, m); 7.56 (1H, d, J=15.7 Hz); 7.62-7.76 (2H, m); 7.81-
7.98 (2H, m); 9.14 (1H, br s); 10.80 ppm (1H, br s) . HPLC analysis on an Omnispher 5 C₁₈
column: impurities 2.3% (column size 4.6x150 mm; mobile phase acetonitrile-0.1 M
phosphate buffer (pH 2.5), 40:60; sample concentration 0.33 mg/ml; flow rate 1.3 mL/min;
25 detector UV 220 nm). Anal Calcd. for C₂₀H₂₃N₃O₄S, %: C 59.83, H 5.77, N 10.47. Found,
%: C 59.67, H 5.62, N 10.34.

25

Example 57

(E)-3-[3-[[4-[Bis(4-fluorophenyl)methyl]-1-piperazinyl]sulfonyl]phenyl]-N-hydroxy-2-
30 propenamide (PX118875)

30

The title compound was obtained using methods analogous to those described above.
M.p. foam. ¹H NMR (DMSO-d₆, HMDSO) δ: 2.18-2.45 (4H, m), 2.78-3.09 (4H, m); 4.36
(1H, s); 6.58 (1H, d, J= 16.0 Hz); 6.89-7.20 (4H, m); 7.22-7.58 (5H, m); 7.60-8.05 (4H, m);
35 9.98 ppm (2H, br s). HPLC analysis on an Alltima C₁₈ column: impurities 6.5% (column
size 4.6x150mm; mobile phase acetonitrile - 0.1 M phosphate buffer (pH 2.5), 60:40;

35

- 141 -

sample concentration 0.5 mg/ml; flow rate 1.5 mL/min; detector: UV 220 nm). Anal Calcd. for $C_{26}H_{25}F_2N_3O_4S$, %: C 60.31, H 5.24, N 7.54. Found, %: C 60.13, H 5.17, N 7.51.

Example 58

5 (E)-N-Hydroxy-3-(3-([3-methyl-4-(4-methylphenyl)-1-piperazinyl]sulfonyl)phenyl)-2-propenamide (PX118876)

The title compound was obtained using methods analogous to those described above. M.p. 186°C. 1H NMR (DMSO- d_6 , HMDSO) δ : 0.94 (3H, d, J=6.4 Hz); 2.20 (3H, s); 2.56-10 2.83 (1H, m, partly overlapped with a signal of water); 2.84-3.67 (5H, m); 3.80-4.16 (1H, m); 6:45-6.78 (4H, m); 6.94-7.20 (1H, m); 7.60 (1H, d, J= 16.0 Hz); 7.69-8.14 (4H, m); 9.98 (2H, br s). HPLC analysis on an Alltima C18 column: impurities 3.0% (column size 4.6x150mm; mobile phase acetonitrile - 0.1 M phosphate buffer (pH 2.5), 50:50; sample concentration 1.0 mg/ml; flow rate 1.0 mL/min; detector UV 220 nm). Anal. Calcd. for $C_{21}H_{25}N_3O_4S \cdot 0.1$ 15 EtOH, %: C 60.58, H 6.13, N 9.90. Found, %: C 60.46, H 6.05, N 9.84.

Example 59

(E)-3-(3-([4-(2-Fluorophenyl)-1-piperazinyl]sulfonyl)phenyl)-N-hydroxy-2-propenamide (PX118877)

20 The title compound was obtained using methods analogous to those described above. M.p. 176°C. 1H NMR (DMSO- d_6 , HMDSO) δ : 2.83-3.15 (8H, m); 6.63 (1H, d, J=16.0 Hz); 6.83- 7.27 (4H, m); 7.60 (1H, d, J= 16.0 Hz); 7.65- 8.05 (4H, m); 9.12 (1H, br s); 10.83 ppm (1H, br s). HPLC analysis on Ultra JBD: impurities 1.0% (column size 4.6x150 mm; mobile 25 phase acetonitrile - 0.1 M phosphate buffer (pH 2.5), 60:40; sample concentration 1.0 mg/ml; flow rate 1.0 mL/min; detector UV 230nm). Anal Calcd. for $C_{19}H_{20}FN_3O_4S$, %: C 56.29, H 4.97, N 10.36. Found, %: C 56.25, H 4.89, N 10.16.

Example 60

30 (E)-N-Hydroxy-3-[3-([4-(3-(trifluoromethyl)phenyl)-1-piperazinyl]sulfonyl)phenyl]-2-propenamide (PX118878)

The title compound was obtained using methods analogous to those described above. M.p. 173°C. 1H NMR (DMSO- d_6 , HMDSO) δ : 2.94-3.25 (8H, m); 6.63 (1H, d, J=16.0 Hz); 35 6.98-7.29 (3H, m); 7.39 (1H, d, J=7.6 Hz); 7.69 (1H, d, J=16.0 Hz); 7.60-8.09 (4H, m); 10.05 ppm (2H, br s). HPLC analysis on Alltima C₁₈: impurities 5.5% (column size 4.6x150

- 142 -

mm; mobile phase acetonitrile - 0.1 M phosphate buffer (pH 2.5), 50:50; sample concentration 1.0 mg/ml; flow rate 1.5 mL/min; detector UV 220 nm.) Anal. Calcd. for $C_{20}H_{20}F_3N_3O_4S \cdot 0.1EtOAc$, %: C 52.78, H 4.52, N 9.05. Found, %: C 52.74, H 4.36, N 8.88.

5

Example 61

(E)-N-Hydroxy-3-(3-[[4-(3-nitrophenyl)-1-piperazinyl]sulfonyl]phenyl)-2-propenamide
(PX118893)

10 The title compound was obtained using methods analogous to those described above.
M.p. 162 °C. 1H NMR (DMSO- d_6 , HMDSO) δ : 2.94-3.20 (4H, m); 3.45-3.69 (4H, m); 6.65
(1H, d, J=16.0 Hz); 7.02 (2H, d, J=9.0 Hz); 7.58 (1H, d, J= 16.0 Hz); 7.62-7.83 (2H, m);
7.84- 8.20 (4H, m); 10.20 (2H, br s). HPLC analysis on Omnisphere 5 C_{18} : impurities 2.0%
15 (column size 4.6x150mm; mobile phase acetonitrile - 0.1 M phosphate buffer (pH 2.5),
40:60; sample concentration 0.3 mg/ml; flow rate 1.5 mL/min; detector UV 220 nm).
Anal. Calcd. for $C_{19}H_{20}N_4O_6S$ containing 2.3% inorganic material, %: C 51.56, H 4.55, N
12.66. Found, %: C 51.54, H 4.50, N 12.57.

Example 62

20 (E)-N-Hydroxy-3-(3-[[4-(2-pyrimidinyl)-1-piperazinyl]sulfonyl]-phenyl)-2-propenamide
(PX118894)

The title compound was obtained using methods analogous to those described above.
M.p. 200°C. 1H NMR (DMSO- d_6 , HMDSO), δ : 2.78-3.15 (4H, m); 3.63-3.94 (4H, m); 6.58
25 (1H, d, J=16.0 Hz); 6.63 (1H, t, J=6.4 Hz); 7.56 (1H, d, J= 16.0 Hz); 7.57-8.12 (4H, m); 8.34
(2H, d, J=6.4 Hz); 9.16 (1H, br s); 10.80 ppm (1H, br s). HPLC analysis on Alltima C_{18} :
impurities 4.8% (column size: 4.6x150 mm; mobile phase acetonitrile - 0.1 M phosphate
buffer (pH 2.5), 30:70; sample concentration 1.0 mg/ml; flow rate 1.15 mL/min; detector
UV 254 nm.) Anal. Calcd for $C_{17}H_{19}N_5O_4S$, %: C 52.43, H 4.92, N 17.98. Found, %: C
30 52.37, H 4.89, N 17.69.

- 143 -

Example 63

(E)-3-(3-([4-(2,2-Diphenylethyl)-1-piperazinyl]sulfonyl)phenyl)-N-hydroxy-2-propenamide
(PX118913)

5 The title compound was obtained using methods analogous to those described above.
M.p. 117°C (decomposes). ¹H NMR (DMSO-d₆, HMDSO), δ: 2.42-2.62 (4H, m,
overlapped with a signal of DMSO); 2.70-2.87 (4H, m); 2.92 (2H, d, J=7.3 Hz); 4.18 (1H t,
J= 7.3 Hz); 6.58 (1H, d, J=15.8 Hz); 7.02-7.35 (10H, m); 7.53 (1H, d, J= 15.8 Hz); 7.61-7.70
(2H, m); 7.80-7.92 (2H, m); 9.14 (1H, br s); 10.80 ppm (1H, br s). HPLC analysis on
10 Omnisphere C₁₈: impurities 4.5% (column size 4.6x150 mm; mobile phase acetonitrile -
0.1 M phosphate buffer (pH 2.5), 40:60; sample concentration 0.5 mg/ml; flow rate: 1.2
mL/min; detector UV 220 nm.) Anal. Calcd. for C₂₇H₂₉N₃O₄S * 0.2 M Et₂O containing 1.8%
of inorganic impurities, %: C 64.75, H 6.06, N 8.15. Found, %: C 64.76, H 6.07, N 8.19.

15

Example 64

(E)-N-Hydroxy-3-[3-([4-[2-(2-naphthyl)ethyl]-1-piperazinyl]sulfonyl)phenyl]-2-propenamide
(PX118914)

The title compound was obtained using methods analogous to those described above.
20 M.p. 184°C. ¹H NMR (DMSO-d₆, HMDSO), δ: 2.38-3.07 (12H, m, partly overlapped with a
signal of DMSO); 6.63 (1H, d, J=16.0 Hz); 7.20-7.54 (4H, m); 7.57-7.98 (8H, m); 9.16 (1H,
br s); 10.78 ppm (1H, br s). HPLC analysis on Alltima C₁₈: impurities 1.0% (column size
4.6x150mm; mobile phase acetonitrile - 0.1 M phosphate buffer (pH 2.5), 35:65; sample
concentration 1.0 mg/ml; flow rate 1.2 mL/min; detector UV 220 nm). Anal. Calcd. for
25 C₂₅H₂₇N₃O₄S, %: C 64.50, H 5.85, N 9.03. Found, %: C 64.34, H 5.74, N 9.02.

Example 65

3-(4-Chlorosulfonylphenyl)acrylic acid (8)

30 To neat chlorosulfonic acid (26.5 mL, 0.4 mol) at 18°C temperature slowly cinnamic acid
(7) (7.35 g, 0.05 mol) was added. As the reaction proceeded, hydrogen chloride gas
evolved. The reaction mixture was stirred successively at 20°C for 3 hours and at 42°C
for 3 hours. The dark, viscous syrup was poured into ice water, and the precipitated solid
was filtered and washed with water. The title compound was obtained (6.8 g, 55%) as a
35 white solid. ¹H NMR (DMSO-d₆, HMDSO), δ: 6.55 (1H, d, J=16.0 Hz); 7.58 (1H, d, J=16.0
Hz); 7.65 (4H, s); 8.15 (1H, br s).

Example 66

(E)-3-[4-({4-[3-(Trifluoromethyl)phenyl]-1-piperazinyl)sulfonyl}phenyl)-2-propenoic acid
(9a)

5

To a suspension of 1-(α,α,α -trifluoro-m-tolyl)piperazine hydrochloride (0.43 g, 1.62 mmol) in dioxane (5 mL) a solution of NaHCO₃ (0.27 g, 3.24 mmol) in water (4 mL) and a solution of 3-(4-chlorosulfonyl-phenyl)-acrylic acid (8) (0.40 g, 1.62 mmol) were added and the resultant mixture was stirred at ambient temperature for 20 hours. The reaction mixture was poured into water (50 mL) and the pH of the medium was brought to ~4 with 2 N HCl. The precipitated solid was filtered, washed with water, and dried in vacuum to give the title compound (0.59 g, 82%). ¹H NMR (DMSO-d₆, HMDSO), δ : 2.96-3.67 (8H, m, overlapped with a signal of water); 6.74 (1H, d, J=16.3 Hz); 7.01-7.57 (4H, m); 7.67 (1H, d, J=16.3 Hz); 7.82 (2H, d, J=8.4 Hz); 8.00 (2H, d, J=8.4 Hz); 12.71 (1H, br s).

15

Example 67

(E)-3-[4-({4-[Bis(4-fluorophenyl)methyl]-1-piperazinyl)sulfonyl}phenyl)-2-propenoic acid
(9b)

20

To a suspension of 1-bis(4-fluorophenyl)methyl piperazine (0.47 g, 1.62 mmol) in dioxane (5 mL) a solution of NaHCO₃ (0.27 g, 3.24 mmol) in water (4 mL) and a solution of 3-(4-chlorosulfonyl-phenyl)-acrylic acid (8) (0.40 g, 1.62 mmol) were added and the resultant mixture was stirred at ambient temperature for 20 hours. The reaction mixture was poured into water (50 mL), the pH of the medium was brought to ~4 with 2 N HCl, and extracted with ethyl acetate. The extract was washed successively with water, brine, and dried (Na₂SO₄). The solvent was removed and the crude product was crystallized from dioxane to give the title compound (0.58 g, 63%) as a white solid. ¹H NMR (DMSO-d₆, HMDSO), δ : 2.19-2.50 (4H, m, overlapped with a signal of DMSO); 2.80-3.12 (4H, m); 4.42 (1H, s); 6.78 (1H, d, J=16.0 Hz); 7.11 (4H, t, J=9.0 Hz); 7.41 (4H, dd, J=8.6 and 5.6 Hz); 7.72 (1H, d, J=16.0 Hz); 7.78 (2H, d, J=8.2 Hz); 8.00 (2H, d, J=8.2 Hz); 12.68 (1H, br s).

30

- 145 -

Example 68

(E)-3-[4-({4-[3-(Trifluoromethyl)phenyl]-1-piperazinyl)sulfonyl}phenyl)-2-propenoyl chloride
(10a)

5 To a suspension of (E)-3-[4-({4-[3-(trifluoromethyl)phenyl]-1-piperazinyl)sulfonyl}phenyl)-2-propenoic acid (9a) (0.30 g, 0.69 mmol) in dichloromethane (7 mL) oxalyl chloride (0.2 mL, 2.4 mmol) and a drop of dimethylformamide were added. The reaction mixture was stirred at ambient temperature for 0.5 hours and at 42°C for 1 hour. The reaction mixture was evaporated and the residue was dried in vacuum to give (E)-3-[4-({4-[3-

10 (trifluoromethyl)phenyl]-1-piperazinyl)sulfonyl}phenyl)-2-propenoyl chloride (10a) (0.31 g) in a form of a crude product.

Example 69

(E)-3-[4-({4-[Bis(4-fluorophenyl)methyl]-1-piperazinyl)sulfonyl}phenyl)-2-propenoyl
15 chloride (10b)

To a solution of (E)-3-[4-({4-[bis(4-fluorophenyl)methyl]-1-piperazinyl)sulfonyl}phenyl)-2-propenoic acid (9b) (0.25 g, 0.5 mmol) in dichloromethane (7 mL) oxalyl chloride (0.15 mL, 1.75 mmol) and a drop of dimethylformamide were added. The reaction mixture was

20 stirred at ambient temperature for 1 hour, then the mixture was evaporated and the residue was dried in vacuum to give (E)-3-[4-({4-[bis(4-fluorophenyl)methyl]-1-piperazinyl)sulfonyl}phenyl)-2-propenoyl chloride (10b) (0.26 g) in a form of a crude product.

25

Example 70

(E)-N-Hydroxy-3-[4-({4-[3-(trifluoromethyl)phenyl]-1-piperazinyl)sulfonyl}phenyl)-2-propenamide (PX118937)

To a suspension of hydroxylamine hydrochloride (0.24 g, 3.4 mmol) in tetrahydrofuran

30 (5.0 mL) a solution of NaHCO₃ (0.40 g, 4.8 mmol) in water (6 mL) was added and the resultant mixture was stirred at ambient temperature for 5 minutes. The reaction mixture was added to a suspension of (E)-3-[4-({4-[3-(trifluoromethyl)phenyl]-1-piperazinyl)sulfonyl}phenyl)-2-propenoyl chloride (10a) (0.31 g) in tetrahydrofuran (5 mL) and the mixture was stirred at ambient temperature for 0.5 hours. The mixture was

35 poured into water (25 mL), the precipitate was filtered, washed with water, ether, and dried to give the title compound (0.23 g, 73%). M.p. 178-179°C. ¹H NMR (DMSO-d₆,

- 146 -

HMDSO), δ : 2.95-3.10 (4H, m); 3.23-3.40 (4H, m, overlapped with a signal of water); 6.62 (1H, d, J=15.9 Hz); 7.09 (1H, d, J=7.7 Hz); 7.16 (1H, s); 7.19 (1H, d, J=8.0 Hz); 7.40 (1H, t, J=7.7 Hz); 7.54 (1H, d, J=15.9 Hz); 7.80 (2H, d, J=8.4 Hz); 7.83 (2H, d, J=8.4 Hz); 9.35 (1H, br s); 10.72 (1H, br s). HPLC analysis on Omnispher 5 C₁₈ column: impurities 3.5% (column size 4.6x150 mm; mobile phase acetonitrile - 0.1M acetate buffer (pH 5.0), 50:50; sample concentration 1 mg/ml; flow rate 1.3 mL/min; detector UV 254 nm). Anal. Calcd for C₂₀H₂₀F₃N₃O₄S, %: C 52.74, H 4.43, N 9.23, S 7.04. Found, %: C 52.04, H 4.29, N 8.86, S 7.20.

10

Example 71

(E)-3-[4-({4-[Bis(4-fluorophenyl)methyl]-1-piperazinyl)sulfonyl}phenyl)-N-hydroxy-2-propenamamide (PX118965)

To a suspension of hydroxylamine hydrochloride (0.18 g, 2.5 mmol) in tetrahydrofuran (5.0 mL) a solution of NaHCO₃ (0.30 g, 3.5 mmol) in water (5 mL) was added and the resultant mixture was stirred at ambient temperature for 5 minutes. The reaction mixture was added to a solution of (E)-3-[4-({4-[bis(4-fluorophenyl)methyl]-1-piperazinyl)sulfonyl}phenyl)-2-propenoyl chloride (**10b**) (0.26 g) in tetrahydrofuran (5 mL) and the obtained mixture was stirred at ambient temperature for 0.5 hours. The mixture was poured into water (25 mL), extracted with ethyl acetate, the extract was washed with water, brine, and dried (Na₂SO₄). The solvent was removed and the residue was chromatographed on silica gel with chloroform - isopropanol (9:1) as eluent to give the title compound (0.087 g, 34%). M.p. 125-126°C. ¹H NMR (DMSO-d₆, HMDSO), δ : 2.26-2.42 (4H, m); 2.81-3.00 (4H, m); 4.39 (1H, s); 6.64 (1H, d, J=15.8 Hz); 7.07 (4H, t, J=8.6 Hz); 7.37 (4H, dd, J=8.4 and 5.6 Hz); 7.57 (1H, d, J=15.8 Hz); 7.74 (2H, d, J=8.0 Hz); 7.83 (2H, d, J=8.0 Hz); 9.19 (1H, s); 10.93 (1H, s). HPLC analysis on Alltima C₁₈ column: impurities 2% (column size 4.6x150 mm; mobile phase acetonitrile - 0.1M phosphate buffer (pH 2.5), 70:30; sample concentration 1.0 mg/ml; flow rate 1.0 mL/min; detector: UV 215 nm). Anal. Calcd for C₂₆H₂₅F₂N₃O₄S * 0.3 Et₂O * 0.2 iso-PrOH * 0.1 CHCl₃ (an exhaustively dried material contains all the indicated traces of solvents (PMR)), %: C 59.87, H 5.35, N 7.51, S 5.73. Found, %: C 59.85, H 5.36, N 7.29, S 5.60.

- 147 -

Example 72

1-(1,3-Benzodioxol-5-ylmethyl)-4-({[(E)-3-(hydroxyamino)-3-oxo-1-propenyl]phenyl)sulfonyl}piperazin-1-ium dihydrogen phosphate (PX118882)

5 The title compound was obtained using methods analogous to those described above. M.p. 210-211 °C. ¹H NMR (DMSO-d₆, HMDSO) δ: 2.30-2.45 (4H, m, overlapped with a signal of DMSO); 2.82-2.96 (4H, m); 3.36 (2H, s); 3.89-4.67 (br s, interchangeable protons); 5.95 (2H, s); 6.62 (1H, d, J=15.8 Hz); 6.68 (1H, d, J=7.8 Hz); 6.77 (1H, s); 6.79 (1H, d, J=7.8 Hz); 7.53 (2H, d, J=15.8 Hz); 7.73 (2H, d, J=8.0 Hz), 7.81 (2H, d, J=8.0 Hz).

10 HPLC analysis on Omnispher 5 C₁₈: impurities 2.5% (column size 4.6x150mm; mobile phase acetonitrile - 0.1M phosphate buffer (pH 2.5), 20:80; sample concentration 0.5 mg/ml; flow rate 1.5 ml/min; detector UV 220 nm). Anal. Calcd. for C₂₁H₂₃N₃O₆S * H₃PO₄ * 0.25 NaH₂PO₄, %: C 43.98, H 4.66, N 7.33, S 5.59. Found, %: C 43.59, H 4.75, N 7.50, S 5.70.

15

Example 73

(E)-N-Hydroxy-3-(4-{{[4-(4-nitorphenyl)-1-piperazinyl]sulfonyl}phenyl)-2-propenamide (PX118918)

20 The title compound was obtained using methods analogous to those described above. M. p. 199-200°C. ¹H NMR (DMSO-d₆, HMDSO) δ: 2.97-3.09 (4H, m); 3.49-3.62 (4H, m); 6.61 (1H, d, J=15.7 Hz); 6.99 (2H, d, J=9.2 Hz); 7.52 (1H, d, J=15.7 Hz); 7.78 (2H, d, J=9.0 Hz); 7.81 (2H, d, J=9.0 Hz); 8.02 (2H, d, J=9.2 Hz); 9.17 (1H, s); 10.91 (1H, s). HPLC analysis on Omnispher 5 C₁₈: impurities 3.0% (column size 4.6x150mm; mobile phase acetonitrile - 0.1M phosphate buffer (pH 2.5), 40:60; sample concentration 0.25 mg/ml;

25 flow rate 1.5 mL/min; detector UV 270 nm). Anal. Calcd. for C₁₉H₂₀N₄O₆S, %: C 52.77, H 4.66, N 12.96, S 7.41. Found, %: C 52.56, H 4.74, N 12.41, S 7.28.

Example 74

30 (E)-3-(4-{{[4-(2-Fluorophenyl)-1-piperazinyl]sulfonyl}phenyl)-N-hydroxy-2-propenamide (PX118891)

The title compound was obtained using methods analogous to those described above. M. p. 196-197°C. ¹H NMR (DMSO-d₆, HMDSO) δ: 3.00-3.14 (8H, m); 6.63 (1H, d, J=15.8 Hz); 6.92- 7.18 (4H, m); 7.55 (1H, d, J=15.8 Hz); 7.80 (2H, d, J=8.6 Hz); 7.84 (2H, d, J=8.6 Hz); 9.16 (1H, s); 10.92 (1H, s). HPLC analysis on Alltima C₁₈: impurities 3.5% (column size

35

- 148 -

4.6x150mm; mobile phase acetonitrile - 0.1M phosphate buffer (pH 2.5), 50:50; sample concentration 1.0 mg/ml; flow rate 1.0 mL/min; detector UV 254 nm.) Anal. Calcd. for $C_{19}H_{20}FN_3O_4S$ * 0.2 EtOAc, %: C 56.21, H 5.15, N 9.93, S 7.58. Found, %: C 56.07, H 5.10, N 9.97, S 7.60.

5

Example 75

(E)-N-Hydroxy-3-(4-[[4-(3-methoxyphenyl)-1-piperazinyl]sulfonyl]phenyl)-2-propenamide
(PX118892)

10 The title compound was obtained using methods analogous to those described above. M. p. 199-200°C. 1H NMR (DMSO- d_6 , HMDSO) δ : 2.95-3.06 (4H, m); 3.13-3.25 (4H, m); 3.68 (3H, s); 6.38 (1H, d, J=8.0 Hz); 6.42 (1H, s); 6.47 (1H, d, J=8.2 Hz); 6.61 (1H, d, J=16.0 Hz); 7.09 (1H, t, J=8.0 Hz); 7.54 (1H, d, J=16.0 Hz); 7.78 (2H, d, J=8.4 Hz); 7.83 (2H, d, J=8.4 Hz); 9.17 (1H, s); 10.91 (1H, br s). HPLC analysis on Omnispher 5 C_{18} : impurities 4.5%
15 (column size 4.6x150mm; mobile phase acetonitrile - 0.1M phosphate buffer (pH 2.5), 45:55; sample concentration 0.15 mg/ml; flow rate 1.2 mL/min; detector UV 254 nm). Anal. Calcd. for $C_{20}H_{23}N_3O_5S$ * 0.1 EtOAc * 0.2 H_2O , %: C 57.00, H 5.67, N 9.77, S 7.46. Found, %: C 57.04, H 5.52, N 9.64, S 7.38 .

20

Example 76

(E)-N-Hydroxy-3-(4-[[4-(2-methoxyphenyl)-1-piperazinyl]sulfonyl]phenyl)-2-propenamide
(PX118905)

The title compound was obtained using methods analogous to those described above. M.
25 p. 225-226°C. 1H NMR (DMSO- d_6 , HMDSO) δ : 2.89-3.13 (8H, m); 3.70 (3H, s); 6.63 (1H, d, J=15.8 Hz); 6.83-7.00 (4H, m); 7.56 (1H, d, J=15.8 Hz); 7.80 (2H, d, J=8.2 Hz); 7.85 (2H, d, J=8.2 Hz); 9.18 (1H, br s); 10.93 (1H, br s). HPLC analysis on Omnispher 5 C_{18} : impurities 4.5%. (column size 4.6x150mm; mobile phase acetonitrile - 0.1M phosphate buffer (pH 2.5), 40:60; sample concentration 0.2 mg/ml; flow rate 1.2 mL/min; detector UV
30 254 nm). Anal. Calcd. for $C_{20}H_{23}N_3O_5S$ * 0.2 EtOAc * 0.2 H_2O , %: C 56.95, H 5.74, N 9.58, S 7.31. Found, %: C 56.95, H 5.66, N 9.40, S 7.54.

- 149 -

Example 77

3-{4-[4-(3-Chloro-phenyl)-piperazine-1-sulfonyl]-phenyl}-N-hydroxy-acrylamide
(PX118906)

5 The title compound was obtained using methods analogous to those described above.

Example 78

N-Hydroxy-3-[4-(4-pyrimidin-2-yl-piperazine-1-sulfonyl)-phenyl]-acrylamide (PX118907)

10 The title compound was obtained using methods analogous to those described above.

Example 79

3-[4-(4-Benzhydryl-piperazine-1-sulfonyl)-phenyl]-N-hydroxy-acrylamide (PX118910)

15 The title compound was obtained using methods analogous to those described above.

Example 80

N-Hydroxy-3-[4-(3-methyl-4-m-tolyl-piperazine-1-sulfonyl)-phenyl]-acrylamide (PX118911)

20 The title compound was obtained using methods analogous to those described above.

Method E - General Synthesis of 1-Acylpiperazines

Appropriate carboxylic acid (1-2 mmol) and hydroxybenztriazole (1 eq) were suspended in
25 chloroform (2 mL/1 mmol) and a solution of 1,3-dicyclohexylcarbodiimide (DCC) (1 eq) in
a minimal amount of dimethylformamide was added. The mixture was stirred for 30
minutes at room temperature to give white suspension. The mixture was transferred
slowly to a pre-cooled solution of anhydrous piperazine (5 eq) in chloroform (1 mL/1
mmol). The reaction was stirred for 4 hours at room temperature, the white suspension
30 (DCU) was filtered, and the filtrate was extracted with 2 M HCl. The HCl extracts were
basified with 2 M NaOH to pH 9, extracted with ethyl acetate, and the organic extract was
washed with brine, dried (Na₂SO₄), and evaporated under reduced pressure. The crude
product was used without further purification, or was purified on silica gel (20 g) with
methanol-NH₄OH (ca. 95:5 to 90:10) as eluent.

35

- 150 -

Example 812-Naphthyl(1-piperazinyl)methanone (**13a**)

5 The title compound was prepared from naphthalene 2-carboxylic acid (**12a**), using Method E, yield 94%. ¹H NMR (CDCl₃, HMDS), δ: 1.92(s, 1H); 2.87(t, J=5.0 Hz, 4H); 3.63(t, J=5.0 Hz, 4H); 7.43-7.74(m, 3H); 7.89-8.12(m, 4H).

Example 822-(5-Methoxy-1H-indol-3-yl)-1-(1-piperazinyl)-1-ethanone (**13b**)

10

The title compound was prepared from 2-(5-methoxy-1H-indol-3-yl)acetic acid (**12b**), using Method E, yield 75%. ¹H NMR (CDCl₃, HMDS), δ: 1.61(s, 1H); 2.63(t, J=5.0 Hz, 2H); 2.78(t, J=5.0 Hz, 2H); 3.45(t, J=5.0 Hz, 2H); 3.65(t, J=5.0 Hz, 2H); 3.78(s, 2H); 3.83(s, 3H); 6.78(dd, J=8.8 and 3.0 Hz, 1H); 7.06(t, J= 3.0 Hz, 2H); 7.22(d, J=8.8 Hz, 1H);
15 8.27(s, 1H).

Example 832-(2-Naphthyloxy)-1-(1-piperazinyl)-1-ethanone (**13c**)

20

The title compound was prepared from 2-(2-naphthyloxy)acetic acid (**2c**), using Method E, yield 97%. ¹H NMR (CDCl₃, HMDS), δ: 1.69(s, 1H); 2.83(t, J=5.0 Hz, 4H); 3.61(t, J=5.0 Hz, 4H); 4.81(s, 2H); 7.12-7.58(m, 4H); 7.69-7.92(m, 3H).

Example 84

25

2-(1-Naphthyloxy)-1-(1-piperazinyl)-1-ethanone (**13d**)

The title compound was prepared from 2-(1-naphthyloxy)acetic acid (**2d**), using Method E, yield 82%. ¹H NMR (CDCl₃, HMDS), δ: 1.87(s, 1H); 2.63(t, J=5.0 Hz, 2H); 2.83(t, J=5.0 Hz, 2H); 3.45(t, J=5.0 Hz, 2H); 3.65(t, J=5.0 Hz, 2H); 3.89(s, 2H); 7.29-7.61(m, 3H); 7.65-
30 7.96(m, 4H).

Example 852-(1-Benzothiophen-3-yl)-1-(1-piperazinyl)-1-ethanone (**13e**)

35

The title compound was prepared from 2-(1-benzothiophen-3-yl)acetic acid (**12e**), using Method E, yield 92%. ¹H NMR (CDCl₃, HMDS), δ: 1.61(s, 1H); 2.67(t, J=5.0 Hz, 2H);

- 151 -

2.83(t, J=5.0 Hz, 2H); 3.43(t, J=5.0 Hz, 2H); 3.67(t, J=5.0 Hz, 2H); 3.81(s, 2H); 7.21-7.54(m, 3H); 7.69-7.98(m, 2H).

Example 86

5 3-(1H-Indol-3-yl)-1-(1-piperazinyl)-1-propanone (**13f**)

The title compound was prepared from 3-(1H-indol-3-yl)propanoic acid (**12f**), using Method E, yield 79%. ¹H NMR (CDCl₃, HMDS), δ: 2.03(s, 1H); 2.54-2.89(m, 6H); 3.03-3.21(m, 2H); 3.34(t, J=5.0 Hz, 2H); 3.58(t, J=5.0 Hz, 2H); 7.00-7.45(m, 4H); 7.52-7.74(m, 10 1H); 8.13(bs, 1H).

Example 87

1H-Indol-3-yl(1-piperazinyl)methanone (**13g**)

15 The title compound was prepared from 1H-indole-3-carboxylic acid (**12g**), using Method E, yield 39%. ¹H NMR (CDCl₃, HMDS), δ: 1.67(s, 1H); 2.89(t, J=5.0 Hz, 4H); 3.69(t, J=5.0 Hz, 4H); 7.09-7.43(m, 4H); 7.63-7.87(m, 1H); 9.27(bs, 1H).

Example 88

20 Tert-butyl 4-benzoyl-1-piperazinecarboxylate (**15h**)

To a solution of N-Boc-piperazine (**14**) (1.00 g, 5.37 mmol) in dioxane (5 mL), a solution of NaOH (0.50 g, 12.9 mmol) in water (5 mL) followed by a solution of benzoyl chloride (0.75 mL, 6.44 mmol) in dioxane (2 mL) under vigorous stirring were added. The reaction 25 mixture was stirred at ambient temperature for 4 hours, diluted with brine (20 mL), and extracted with ethyl acetate (2 x 25 mL). The organic extract was washed successively with brine (20 mL), saturated NaHCO₃ (20 mL), saturated KH₂PO₄ (20 mL), and dried (Na₂SO₄). The solvents were evaporated to give the title compound (1.400 g, 90%) which was used in the next step of the synthesis without further purification. ¹H NMR (CDCl₃, 30 HMDS), δ: 1.41(s, 9H), 2.86(t, J=5.0 Hz, 4H); 3.62(t, J=5.0 Hz, 4H); 7.34(s, 5H).

Method F - General Synthesis of Tert-Butyl 1-Piperazinecarboxylates

35 A solution of appropriate acid **12i-k** (2.75 mmol) in anhydrous dimethylformamide (4.5 mL) was cooled in ice bath under argon and carbonyldiimidazole (0.490 g, 3.01 mmol) was added. The mixture was stirred for 30 minutes, then a solution of N-Boc-piperazine

- 152 -

14 (2.75 mmol) in dimethylformamide (3 mL) was added. The mixture was stirred at ice bath temperature for 1 hour, followed by 20 hours at room temperature, diluted with brine (20 mL), and extracted with ethyl acetate (3 x 25 mL). The organic phase was washed successively with brine (20 mL), saturated KH_2PO_4 (20 mL), brine (20 mL), and dried (Na₂SO₄). The solvent was evaporated and the crude product was used in a further step of the synthesis without additional purification, or was purified on silica gel (20 g) with ethyl acetate as eluent.

Example 89

10 tert-Butyl 4-[4-(dimethylamino)benzoyl]-1-piperazinecarboxylate (**15i**)

The title compound was prepared from 4-(dimethylamino)benzoic acid (**12l**), using Method F, yield 61%. ¹H NMR (CDCl₃, HMDS), δ: 1.45(s, 9H); 2.98(s, 6H); 3.29-3.74(m, 8H); 6.69(d, J=8.8 Hz, 2H); 7.36(d, J=8.8 Hz, 2H).

15

Example 90

tert-Butyl 4-(4-cyanobenzoyl)-1-piperazinecarboxylate (**15j**)

The title compound was prepared from 4-cyanobenzoic acid (**12j**), using Method F, yield 96%. ¹H NMR (CDCl₃, HMDS), δ: 1.40(s, 9H); 2.87(t, J=5.0 Hz, 4H); 3.63(t, J=5.0 Hz, 4H); 6.70(d, J=8.8 Hz, 2H); 7.12(d, J=8.8 Hz, 2H).

20

Example 91

tert-Butyl 4-{2-[4-(dimethylamino)phenyl]acetyl}-1-piperazinecarboxylate (**15k**)

25

The title compound was prepared from 2-[4-(dimethylamino)phenyl]acetic acid (**12k**), using Method F, yield 60%. ¹H NMR (CDCl₃, HMDS), δ: 1.43(s, 9H); 2.92(s, 6H); 3.07-3.78(m, 8H); 3.65(s, 2H); 6.72(d, J=8.8 Hz, 2H); 7.14(d, J=8.8 Hz, 2H).

30 Method G - General Synthesis of 1-Acylpiperazines

A solution of an appropriate N-Boc-piperazine derivative **15h-k** (2.5 mmol) in 1 N HCl methanol (12.5 mL) (made in situ from AcCl and MeOH) was stirred for 2 hours at ambient temperature, and then the mixture was evaporated. To the residue, water (30 mL) was added, the mixture was washed with diethyl ether, and the pH of the aqueous phase was brought to 9 with 2 M NaOH. The reaction product was extracted with

35

- 153 -

chloroform (3 x 25 mL), the organic extract was washed with brine (25 mL), and dried (Na₂SO₄). The solvent was evaporated and the crude product was used in a further step of the synthesis without additional purification, or was purified on silica gel (20 g) with methanol-NH₄OH (9:1) as eluent.

5

Example 92Phenyl(1-piperazinyl)methanone (**13h**)

The title compound was prepared from tert-butyl 4-benzoyl-1-piperazinecarboxylate (**15h**), using Method G, yield 87%. ¹H NMR (CDCl₃, HMDS), δ: 1.81(s, 1H); 2.76(t, J=5.0 Hz, 4H); 3.56(bs, 4H); 7.41(s, 5H).

10

Example 93[4-(Dimethylamino)phenyl](1-piperazinyl)methanone (**13i**)

15

The title compound was prepared from tert-butyl 4-[4-(dimethylamino)benzoyl]-1-piperazinecarboxylate (**15i**), using Method G, yield 82%. ¹H NMR (CDCl₃, HMDS), δ: 1.91(s, 1H); 2.87(t, J=5.0 Hz, 4H); 2.98(s, 6H); 3.63(t, J=5.0 Hz, 4H); 6.67(d, J=8.8 Hz, 2H); 7.34(d, J=8.8 Hz, 2H).

20

Example 944-(1-Piperazinylcarbonyl)benzonitrile (**13j**)

The title compound was prepared from tert-butyl 4-(4-cyanobenzoyl)-1-piperazinecarboxylate (**15j**), using Method G, yield 62%. ¹H NMR (CDCl₃, HMDS), δ: 1.92(s, 1H); 2.69-3.02(m, 4H); 3.14-3.92(m, 4H); 7.49(d, J=8.8 Hz, 2H); 7.72(d, J=8.8 Hz, 2H).

25

Example 95

8-(4-{2-[4-(Dimethylamino)phenyl]acetyl}-1-piperazinyl)-N-hydroxy-8-oxooctanamide (**13k**)

30

The title compound was prepared from tert-butyl 4-{2-[4-(dimethylamino)phenyl]acetyl}-1-piperazinecarboxylate (**15k**), using Method G, yield 80%. ¹H NMR (CDCl₃, HMDS), δ: 1.63(s, 1H); 2.63(t, J=5.0 Hz, 2H); 2.78(t, J=5.0 Hz, 2H); 2.92(s, 6H); 3.41(t, J=5.0 Hz, 2H); 3.58(t, J=5.0 Hz, 2H); 3.65(s, 2H); 6.99(d, J=8.8 Hz, 2H); 7.11(d, J=8.8 Hz, 2H).

35

- 154 -

Method H - General Synthesis of N-Monosubstituted Piperazines

To a suspension of LiAlH_4 (2.5 eq) in anhydrous tetrahydrofuran (2-3 mL/1 mmol) under argon atmosphere, a solution of appropriate N-acylpiperazine 13b,c,f,g,k (1 eq) in tetrahydrofuran (1.5 mL/1 mmol) was added, and the mixture was stirred at reflux temperature until the initial compound disappeared (3-7 hours on average). The reaction mixture was allowed to cool to room temperature and methanol, water, and 1N NaOH were carefully added. The reaction mixture was stirred for 2 hours at room temperature and the mixture passed through a celite pad. The filtrate was evaporated and the residue was purified on silica gel (20 g) with methanol- NH_4OH (9:1) as eluent to give the expected piperazine product.

Example 965-Methoxy-3-[2-(1-piperazinyl)ethyl]-1H-indole (16b)

The title compound was prepared from 2-(5-methoxy-1H-indol-3-yl)-1-(1-piperazinyl)-1-ethanone (13b), using Method H, yield 38%. ^1H NMR (CDCl_3 , HMDS), δ : 1.61(s, 1H); 2.47-2.81(m, 6H); 2.87-3.09(m, 6H); 3.85(s, 3H); 6.85(dd, J=8.8 and 3.0 Hz, 1H); 7.05(t, J= 3.0 Hz, 2H); 7.25(d, J=8.8 Hz, 1H); 7.83(s, 1H).

Example 971-[2-(2-Naphthyloxy)ethyl]piperazine (16c)

The title compound was prepared from 2-(2-naphthyloxy)-1-(1-piperazinyl)-1-ethanone (13c), using Method H, yield 43%. ^1H NMR (CDCl_3 , HMDS), δ : 1.48(s, 1H); 2.56(t, J=5.0 Hz, 4H); 2.85(t, J=6.0 Hz, 2H); 2.92(t, J=5.0 Hz, 4H); 4.25(t, J=6.0 Hz, 2H); 7.05-7.58(m, 4H); 7.65-7.89(m, 3H).

Example 983-[3-(1-Piperazinyl)propyl]-1H-indole (16f)

The title compound was prepared from 3-(1H-indol-3-yl)-1-(1-piperazinyl)-1-propanone (13f), using Method H, yield 74%. ^1H NMR (DMSO, HMDS), δ : 1.69(t, J=7.0 Hz, 1H); 1.78(t, J=7.0 Hz, 1H); 2.12-2.34(m, 6H); 2.36-2.47(1H, overlapped with DMSO signal); 2.49-2.76(m, 6H); 6.67-7.00(m, 3H); 7.05-7.45(m, 2H); 10.49(s, 1H).

- 155 -

Example 993-(1-Piperazinylmethyl)-1H-indole (**16g**)

5 The title compound was prepared from 1H-indol-3-yl(1-piperazinyl)methanone (**13g**), using Method H, yield 63%. ¹H NMR (CDCl₃, HMDS), δ: 1.81(s, 1H); 2.49(t, J=5.0 Hz, 4H); 2.89(t, J=5.0 Hz, 4H); 3.72(s, 2H); 7.05-7.52(m, 4H); 7.65-7.83(m, 1H); 8.14(bs, 1H).

Example 100N,N-Dimethyl-4-[2-(1-piperazinyl)ethyl]aniline (**16k**)

10 The title compound was prepared from 8-(4-{2-[4-(dimethylamino)phenyl] acetyl}-1-piperazinyl)-N-hydroxy-8-oxooctanamide (**13k**), using Method H, yield 82%. ¹H NMR (CDCl₃, HMDS), δ: 1.74(s, 1H); 2.34-2.72(m, 8H); 2.89(s, 6H); 2.81-3.03(m, 4H); 6.72(d, J=8.8 Hz, 2H); 7.09(d, J=8.8 Hz, 2H).

Method J - General Synthesis of Amidoesters

15 A solution of dicarboxylic acid monoethyl (or monomethyl) ester **18a** or **18b** (2.73 mmol) in anhydrous tetrahydrofuran (5 mL) under argon atmosphere was cooled in an ice bath and to the solution carbonyldiimidazole (0.500 g, 3.08 mmol) was added. The mixture was stirred for 1 hour at ice bath temperature, then appropriate piperazine (2.73 mmol) was added. The reaction mixture was stirred at room temperature for 20 hours, concentrated under vacuum, and partitioned between brine (30 mL) and ethyl acetate (40 mL). The organic layer was washed successively with water (25 mL), 5% citric acid (25 mL), brine (25 mL), and dried (MgSO₄). The solvent was evaporated and the residue was chromatographed on silica gel (20 g) with petroleum ether-ethyl acetate as eluent affording the corresponding reaction product.

Example 1018-Oxo-8-(4-phenyl-piperazin-1-yl)-octanoic acid methyl ester (**19a**)

30 The title compound was obtained from suberic acid monomethyl ester (**18b**) and N-phenylpiperazine (**17a**) (commercially available) using Method J, yield 88%. ¹H NMR (DMSO-d₆, HMDSO), δ: 1.05-1.72 (m, 8H); 2.02-2.30 (m, 8H); 3.30-3.60 (m, 4H); 3.51 (s, 3H); 7.21-7.51 (m, 5H).

35

- 156 -

Example 102Ethyl 7-(4-benzhydryl-1-piperazinyl)-7-oxoheptanoate (**19b**)

5 The title compound was obtained from pimelic acid monoethyl ester (**18a**) and 1-(diphenylmethyl)piperazine (**17b**) (commercially available) using Method J, yield 80%. ¹H NMR (DMSO-d₆, HMDSO), δ: 1.04-1.62 (m, 9H); 2.12-2.36 (m, 8H); 3.35-3.50 (m, 4H); 4.17 (q, 2H, J=7.3 Hz); 4.31 (s, 1H); 7.02-7.59 (m, 10H).

Example 10310 Ethyl 7-oxo-7-(4-phenyl-1-piperazinyl)heptanoate (**19c**)

The title compound was obtained from pimelic acid monoethyl ester (**18a**) and N-phenylpiperazine (**17a**) (commercially available) using Method J, yield 88%. ¹H NMR (DMSO-d₆, HMDSO), δ: 1.12-1.62 (m, 9H); 1.97-2.35 (m, 8H); 3.27-3.59 (m, 4H); 4.17 (q, 15 2H, J=7.2 Hz); 7.03-7.51 (m, 5H).

Example 104Methyl 8-(4-benzhydryl-1-piperazinyl)-8-oxooctanoate (**19d**)

20 The title compound was obtained from suberic acid monomethyl ester (**18b**) and 1-(diphenylmethyl)piperazine (**17b**) (commercially available) using Method J, yield 91%. ¹H NMR (DMSO-d₆, HMDSO), δ: 1.02-1.67 (m, 8H); 2.09-2.38 (m, 8H); 3.33-3.51 (m, 4H); 3.56 (s, 3H); 4.29 (s, 1H); 7.09-7.56 (m, 10H).

25 Example 105Methyl 8-[4-(2-methoxyphenyl)-1-piperazinyl]-8-oxooctanoate (**19e**)

30 The title compound was obtained from suberic acid monomethyl ester (**18b**) and 1-(2-methoxyphenyl)piperazine hydrochloride (**17c**) (commercially available) (before the addition of hydrochloride (**17c**), triethylamine (3.0 mmol) was added to the reaction mixture), using Method J, yield 87%. ¹H NMR (DMSO-d₆, HMDSO), δ: 1.12-1.60 (m, 8H); 1.97-2.82 (m, 8H, overlapped with a signal of DMSO); 3.40-3.62 (m, 7H); 3.75 (s, 3H); 6.92-7.15 (m, 4H).

- 157 -

Method K - General Synthesis of Amidoesters

To a solution of dicarbonic acid monoethyl (or monomethyl) ester **18a** or **18b** (2.75 mmol) in anhydrous dichloromethane (10 mL) oxalyl chloride (0.84 mL, 9.63 mmol) and a drop of dimethylformamide were added, and the resulting mixture was stirred for 30 minutes at room temperature followed by 1 hour at 40°C. The solution was carefully evaporated under reduced pressure and the residue was dried in vacuum at 40°C. The resulting chloride was dissolved in anhydrous tetrahydrofuran (3 mL) and the obtained solution to a cold suspension (ice bath) of piperazine (2.75 mmol), tetrahydrofuran (10 mL), and saturated NaHCO₃ (10 mL) under vigorous stirring was added. The stirring was continued for 1 hour at ice bath temperature and 20 hours at room temperature. The mixture was diluted with brine (30 mL) and extracted with ethyl acetate (3 x 25 mL). The organic phase was washed with brine and dried (Na₂SO₄). The solvent was evaporated and the residue was chromatographed on silica gel (20 g) with benzene - ethyl acetate as eluent to give the corresponding reaction product.

Example 106Ethyl 8-[4-(2-chlorophenyl)-1-piperaziny]-8-oxooctanoate (**19f**)

The title compound was obtained from suberic acid monoethyl ester (**18c**) and 1-(2-chlorophenyl)piperazine (**17d**) (commercially available) using Method K, yield 80%. ¹H NMR (CDCl₃, HMDSO), δ: 1.13(t, J=7.0 Hz, 3H); 1.18-1.91(m, 8H); 2.29(t, J=6.0 Hz, 2H); 2.38(t, J=6.0 Hz, 2H); 3.02(t, J=5.0 Hz, 4H); 3.50-3.90(m, 4H); 4.11(q, J=7.0 Hz, 2H); 6.85-7.09(m, 2H); 7.14-7.48(m, 2H).

Example 107Ethyl 8-[4-(3-chlorophenyl)-1-piperaziny]-8-oxooctanoate (**19g**)

The title compound was obtained from suberic acid monoethyl ester (**18c**) and 1-(3-chlorophenyl)piperazine (**17e**) (commercially available) using Method K, yield 88%. ¹H NMR (CDCl₃, HMDSO), δ: 1.23(t, J=7.0 Hz, 3H); 1.18-1.79(m, 8H); 2.29(t, J=6.0 Hz, 2H); 2.36(t, J=6.0 Hz, 2H); 3.14(t, J=5.0 Hz, 4H); 3.44-3.87(m, 4H); 4.11(q, J=7.0 Hz, 2H); 6.66-6.92(m, 2H); 7.05-7.37(m, 2H).

- 158 -

Example 108Ethyl 7-[4-(2-chlorophenyl)-1-piperazinyl]-7-oxoheptanoate (19h)

The title compound was obtained from pimelic acid monoethyl ester (18a) and 1-(2-chlorophenyl)piperazine (17d) (commercially available) using Method K, yield 79%. ¹H NMR (CDCl₃, HMDSO), δ: 1.23(t, J=7.0 Hz, 3H); 1.18-1.89(m, 6H); 2.29(t, J=6.0 Hz, 2H); 2.38(t, J=6.0 Hz, 2H); 3.00(t, J=5.0 Hz, 4H); 3.49-3.89(m, 4H); 4.12(q, J=7.0 Hz, 2H); 6.85-7.09(m, 2H); 7.14-7.48(m, 2H).

Example 109Ethyl 7-[4-(3-chlorophenyl)-1-piperazinyl]-7-oxoheptanoate (19i)

The title compound was obtained from pimelic acid monoethyl ester (18a) and 1-(3-chlorophenyl)piperazine (17e) (commercially available) using Method K, yield 78%. ¹H NMR (CDCl₃, HMDSO), δ: 1.23(t, J=7.0 Hz, 3H); 1.18-1.89(m, 6H); 2.29(t, J=6.0 Hz, 2H); 2.36(t, J=6.0 Hz, 2H); 3.14(t, J=5.0 Hz, 4H); 3.45-3.89(m, 4H); 4.12(q, J=7.0 Hz, 2H); 6.67-6.94(m, 2H); 7.05-7.38(m, 2H).

Method L - General Synthesis of Amidoesters

A solution of dicarbonic acid monomethyl (or monoethyl) ester 18a-c (2.75 mmol) in anhydrous dimethylformamide (3 mL) was cooled in ice bath under argon atmosphere and carbonyldiimidazole (490 mg, 3.01 mmol) was added. The mixture was stirred at ice bath temperature for 30 minutes and a solution of appropriate piperazine (2.75 mmol) in dimethylformamide (3 mL) was added (if the piperazine was used in a hydrochloride form triethylamine (1.0 mL) before the piperazine hydrochloride to the reaction mixture was added). The mixture was stirred at ice bath temperature for 1 hour followed by 20 hours at room temperature. Then the reaction mixture was diluted with brine (50 mL) and extracted with ethyl acetate (3 x 25 mL). The organic phase was washed with brine, dried (Na₂SO₄), and the solvent was evaporated. The residue was chromatographed on silica gel with appropriate eluent to give the corresponding reaction product.

- 159 -

Example 110Ethyl 8-[4-(2-naphthoyl)-1-piperaziny]-8-oxooctanoate (19j)

5 The title compound was obtained from suberic acid monoethyl ester (18c) and 2-naphthyl(1-piperaziny)methanone (13a) using Method L, yield 79%. ¹H NMR (CDCl₃, HMDSO), δ: 1.16(t, J=7.0 Hz, 3H); 1.18-1.65(m, 8H); 2.25(t, J=6.0 Hz, 2H); 2.38(t, J=6.0 Hz, 2H); 3.36-3.65(m, 8H); 4.02(q, J=7.0 Hz, 2H); 7.43-7.74(m, 3H); 7.89-8.12(m, 4H).

Example 11110 Ethyl 8-(4-benzoyl-1-piperaziny)-8-oxooctanoate (19k)

The title compound was obtained from suberic acid monoethyl ester (18c) and phenyl(1-piperaziny)methanone (13h) using Method L, yield 89%. ¹H NMR (CDCl₃, HMDSO), δ: 1.28(t, J=7.0 Hz, 3H); 1.14-1.83(m, 8H); 2.16(t, J=7.0 Hz, 2H); 2.23(t, J=7.0 Hz, 2H); 3.00-3.25(m, 4H); 3.49-3.83(m, 4H); 3.98(q, J=7.0 Hz, 2H); 7.39(s, 5H).

15Example 112Ethyl 8-{4-[4-(dimethylamino)benzoyl]-1-piperaziny}-8-oxooctanoate (19l)

20 The title compound was obtained from suberic acid monoethyl ester (18c) and [4-(dimethylamino)phenyl](1-piperaziny)methanone (13i) using Method L, yield 81%. ¹H NMR (CDCl₃, HMDSO), δ: 1.27(t, J=7.0 Hz, 3H); 1.15-1.88(m, 8H); 2.34(t, J=7.0 Hz, 2H); 2.52(t, J=6.0 Hz, 2H); 2.88(s, 6H); 3.00-3.21(m, 4H); 3.49-3.87(m, 4H); 4.11(q, J=7.0 Hz, 2H); 7.08(d, J=8.8 Hz, 2H); 7.35(s, 5H).

25

Example 113Ethyl 8-[4-(4-methoxyphenyl)-1-piperaziny]-8-oxooctanoate (19m)

30 The title compound was obtained from suberic acid monoethyl ester (18c) and 1-(4-methoxyphenyl)piperazine (17f) (commercially available) using Method L, yield 76%. ¹H NMR (CDCl₃, HMDSO), δ: 1.16(t, J=7.0 Hz, 3H); 1.05-1.76(m, 8H); 2.22(t, J=7.0 Hz, 2H); 2.29(t, J=7.0 Hz, 2H); 2.85-3.07(m, 4H); 3.43-3.78(m, 4H); 3.72(s, 3H); 4.05(q, J=7.0 Hz, 2H); 6.83(s, 4H).

- 160 -

Example 114Ethyl 8-[4-(3-methoxyphenyl)-1-piperazinyl]-8-oxooctanoate (**19n**)

5 The title compound was obtained from suberic acid monoethyl ester (**18c**) and 1-(3-methoxyphenyl)piperazine (**17g**) (commercially available) using Method L, yield 62%. ¹H NMR (CDCl₃, HMDSO), δ: 1.29(t, J=7.0 Hz, 3H); 1.16-1.85(m, 8H); 2.16(t, J=7.0 Hz, 2H); 2.22(t, J=7.0 Hz, 2H); 3.00-3.25(m, 4H); 3.49-3.83(m, 4H); 3.65(s, 3H); 3.98(q, J=7.0 Hz, 2H); 6.36-6.67(m, 3H); 7.05-7.23(m, 1H).

10

Example 115Ethyl 8-[4-(4-nitrophenyl)-1-piperazinyl]-8-oxooctanoate (**19o**)

15 The title compound was obtained from suberic acid monoethyl ester (**18c**) and 1-(4-nitrophenyl)piperazine (**17h**) (commercially available) using Method L, yield 67%. ¹H NMR (CDCl₃, HMDSO), δ: 1.23(t, J=7.0 Hz, 3H); 1.07-1.89(m, 8H); 2.29(t, J=7.0 Hz, 2H); 2.36(t, J=7.0 Hz, 2H); 3.25-3.92(m, 8H); 4.12(q, J=7.0 Hz, 2H); 6.83(d, J=8.8 Hz, 2H); 8.14(d, J=8.8 Hz, 2H).

20

Example 116Methyl 8-[4-[2-(5-methoxy-1H-indol-3-yl)acetyl]-1-piperazinyl]-8-oxooctanoate (**19p**)

25 The title compound was obtained from suberic acid monomethyl ester (**18b**) and 2-(5-methoxy-1H-indol-3-yl)-1-(1-piperazinyl)-1-ethanone (**13b**) using Method L, yield 76%. ¹H NMR (CDCl₃, HMDSO), δ: 1.12-1.89(m, 8H); 2.29(t, J=7.0 Hz, 4H); 3.09-3.74(m, 8H); 3.65(s, 3H); 3.83(s, 2H); 3.85(s, 3H); 6.89(dd, J=8.8 and 3.0 Hz, 1H); 7.07(t, J=3.0 Hz, 2H); 7.16-7.35(m, 1H); 8.31(bs, 1H).

30

Example 117Methyl 8-[4-[2-(2-naphthyloxy)ethyl]-1-piperazinyl]-8-oxooctanoate (**19r**)

35 The title compound was obtained from suberic acid monomethyl ester (**18b**) and 1-[2-(2-naphthyloxy)ethyl]piperazine (**16c**) using Method L, yield 56%. ¹H NMR (CDCl₃, HMDSO), δ: 1.14-1.81(m, 8H); 2.29(t, J=7.0 Hz, 4H); 2.43-2.69(m, 4H); 2.87(t, J=5.0 Hz, 2H); 3.32-3.74(m, 4H); 3.63(s, 3H); 4.23(t, J=5.0 Hz, 2H); 7.03-7.23(m, 2H); 7.29-7.52(m, 2H); 7.61-7.83(m, 2H).

- 161 -

Example 118Ethyl 8-{4-[2-(1-naphthoxy)acetyl]-1-piperazinyl}-8-oxooctanoate (**19s**)

5 The title compound was obtained from suberic acid monoethyl ester (**18c**) and 2-(1-naphthoxy)-1-(1-piperazinyl)-1-ethanone (**13d**) using Method L, yield 65%. ¹H NMR (CDCl₃, HMDSO), δ: 1.23(t, J=7.0 Hz, 3H); 1.18-1.85(m, 8H); 2.27(t, J=7.0 Hz, 4H); 3.10-3.81(m, 8H); 3.92(s, 2H); 4.12(q, J=7.0 Hz, 2H); 7.32-7.59(m, 3H); 7.65-7.94(m, 4H).

Example 11910 Methyl 8-{4-[2-(5-methoxy-1H-indol-3-yl)ethyl]-1-piperazinyl}-8-oxooctanoate (**19t**)

15 The title compound was obtained from suberic acid monomethyl ester (**18b**) and 5-methoxy-3-[2-(1-piperazinyl)ethyl]-1H-indole (**16b**) using Method L, yield 89%. ¹H NMR (CDCl₃, HMDSO), δ: 1.18-1.78(m, 8H); 2.34(t, J=7.0 Hz, 4H); 2.52(t, J=6.0 Hz, 4H); 2.65-2.89(m, 4H); 3.38-3.74(m, 4H); 3.67(s, 3H); 3.85(s, 3H); 6.87(dd, J=8.8 and 3.0 Hz, 1H); 7.03(t, J= 3.0 Hz, 2H); 7.25(d, J=8.8 Hz, 1H); 8.01(s, 1H).

Example 12020 Ethyl 8-{4-[2-(1-benzothiophen-3-yl)acetyl]-1-piperazinyl}-8-oxooctanoate (**19u**)

25 The title compound was obtained from suberic acid monoethyl ester (**18c**) and 2-(1-benzothiophen-3-yl)-1-(1-piperazinyl)-1-ethanone (**13e**) using Method L, yield 83%. ¹H NMR (CDCl₃, HMDSO), δ: 1.23(t, J=7.0 Hz, 3H); 1.16-1.87(m, 8H); 2.29(t, J=7.0 Hz, 4H); 3.27-3.83(m, 8H); 3.94(s, 2H); 4.12(q, J=7.0 Hz, 2H); 7.18-7.52(m, 2H); 7.72-7.96(m, 2H).

Example 12130 Ethyl 7-[4-(3,4-dichlorophenyl)-1-piperazinyl]-7-oxoheptanoate (**19y**)

The title compound was obtained from pimelic acid monoethyl ester (**18a**) and 1-(3,4-dichlorophenyl)piperazine (**17i**) (commercially available) using Method L, yield 73%. ¹H NMR (CDCl₃, HMDSO), δ: 1.23(t, J=7.0 Hz, 3H); 1.14-1.87(m, 6H); 2.16-2.49(m, 4H); 2.98-3.23(m, 4H); 3.47-3.83(m, 4H); 4.09(q, J=7.0 Hz, 2H); 6.74(dd, J=8.8 and 3.0 Hz, 1H); 6.96(d, J= 3.0 Hz, 1H); 7.32(d, J=8.8 Hz, 1H).

- 162 -

Example 122Ethyl 7-[4-(4-fluorophenyl)-1-piperazinyl]-7-oxoheptanoate (**19v**)

5 The title compound was obtained from pimelic acid monoethyl ester (**18a**) and 1-(4-fluorophenyl)piperazine (**17j**) (commercially available) using Method L, yield 74%. ¹H NMR (CDCl₃, HMDSO), δ: 1.22(t, J=7.0 Hz, 3H); 1.16-1.89(m, 6H); 2.16-2.49(m, 4H); 2.93-3.18(m, 4H); 3.49-3.87(m, 4H); 4.09(q, J=7.0 Hz, 2H); 6.77-7.14(m, 4H).

Example 12310 Ethyl 7-[4-(4-chlorophenyl)-1-piperazinyl]-7-oxoheptanoate (**19w**)

The title compound was obtained from pimelic acid monoethyl ester (**18a**) and 1-(4-chlorophenyl)piperazine (**17k**) (commercially available) using Method L, yield 75%. ¹H NMR (CDCl₃, HMDSO), δ: 1.23(t, J=7.0 Hz, 3H); 1.16-1.87(m, 6H); 2.16-2.49(m, 4H); 15 3.00-3.21(m, 4H); 3.49-3.87(m, 4H); 4.11(q, J=7.0 Hz, 2H); 6.85(d, J=8.8 Hz, 2H); 7.23(d, J=8.8 Hz, 2H).

Method M - Synthesis of O-Benzylhydroxamate Esters

20 To a solution of dicarboxylic acid monoethyl (or monomethyl) ester **18a-c** (2.75 mmol) in anhydrous dichloromethane (10 mL) oxalyl chloride (0.84 mL, 9.63 mmol) and a drop of dimethylformamide were added, and the resulting mixture was stirred for 30 minutes at room temperature followed by 1 hour at 40°C. The solution was carefully evaporated under reduced pressure and the residue was dried in vacuum at 40°C. The resulting
25 chloride was dissolved in anhydrous tetrahydrofuran (3 mL) and the obtained solution to a cold suspension (ice bath) of benzylhydroxylamine hydrochloride (2.75 mmol), tetrahydrofuran (10 mL), and saturated NaHCO₃ (10 mL) was added under vigorous stirring. The stirring was continued for 1 hour at ice bath temperature and 20 hours at room temperature. The mixture was diluted with brine (30 mL) and extracted with ethyl
30 acetate (3 x 25 mL). The organic phase was washed with brine and dried (Na₂SO₄). The solvent was evaporated and the residue was chromatographed on silica gel (20 g) with chloroform - ethyl acetate (gradient from 100:0 to 50:50) as eluent to give the corresponding reaction product (**20a-c**) in 80-90% yield.

- 163 -

Example 124Ethyl 7-[(benzyloxy)amino]-7-oxoheptanoate (**20a**)

5 The title product was obtained from heptanedioic acid monoethyl ester, using Method M.
¹H NMR (CDCl₃, HMDSO), δ: 1.22(t, J=7.0 Hz, 3H); 1.07-1.88(m, 6H); 1.89-2.26(m, 2H);
2.29(t, J=7.0 Hz, 2H); 4.11(q, J=7.0 Hz, 2H); 4.88(s, 2H); 7.31(s, 5H).

Example 125Methyl 8-[(benzyloxy)amino]-8-oxooctanoate (**20b**)

10 The title product was obtained from octanedioic acid monomethyl ester, using Method M.
¹H NMR (CDCl₃, HMDSO), δ: 1.09-1.83(m, 8H); 1.87-2.27(m, 2H); 2.27(t, J=7.0 Hz, 2H);
3.63(s, 3H); 4.87(s, 2H); 7.29(s, 5H).

Example 126Ethyl 8-[(benzyloxy)amino]-8-oxooctanoate (**20c**)

15 The title product was obtained from octanedioic acid monoethyl ester, using Method M.
¹H NMR (CDCl₃, HMDSO), δ: 1.23(t, J=7.0 Hz, 3H); 1.09-1.83(m, 8H); 1.87-2.27(m, 2H);
20 2.27(t, J=7.0 Hz, 2H); 4.12(q, J=7.0 Hz, 2H); 4.87(s, 2H); 7.29(s, 5H).

Method N - Synthesis of O-Benzylhydroxamate Carboxylic Acids

25 To a solution of appropriate ester **20a-c** (1,5-2 mmol) in tetrahydrofuran (5 mL), a
saturated aqueous solution of LiOH (5 mL) was added. The mixture was stirred for 5
hours at room temperature. The organic volatiles were evaporated under reduced
pressure and the mixture was supplemented with water (20 mL). The mixture was
washed with diethyl ether and aqueous phase was acidified with 2 M HCl to pH 3. The
30 crude product was extracted with ethyl acetate (3 x 20 mL). The organic layer was
washed with brine (3 x 10 mL) and dried (Na₂SO₄). The solvent was evaporated and the
residue was dried in vacuum to give expected product **21a** or **21b** in 60-70% yield.

- 164 -

Example 1277-[(Benzyloxy)amino]-7-oxoheptanoic acid (**21a**),

5 The title product was obtained from ethyl 7-[(benzyloxy)amino]-7-oxoheptanoate (**20a**), using Method N. ¹H NMR (CDCl₃, HMDSO), δ: 1.07-1.88(m, 6H); 1.89-2.26(m, 2H); 2.29(t, J=7.0 Hz, 2H); 4.88(s, 2H); 7.32(s, 5H).

Example 1288-[(Benzyloxy)amino]-8-oxooctanoic acid (**21b**),

10 The title product was obtained from methyl 8-[(benzyloxy)amino]-8-oxooctanoate (**20b**) or ethyl 8-[(benzyloxy)amino]-8-oxooctanoate (**20c**), using Method N. ¹H NMR (CDCl₃, HMDSO), δ: 1.09-1.81(m, 8H); 1.88-2.29(m, 2H); 2.27(t, J=7.0 Hz, 2H); 4.86(s, 2H); 7.30(s, 5H).

Method P - General Synthesis of O-Benzyl Hydroxamates

15 A solution of dicarbonic acid N-benzyloxy monoamide **21a** or **21b** (1 eq) in anhydrous dimethylformamide (2 mL/mmol) was cooled in ice bath under argon atmosphere, and carbonyldiimidazole (1.1 eq.) was added. The mixture was stirred at ice bath temperature
20 for 30 minutes and a solution of appropriate piperazine (1 eq) in dimethylformamide (2 mL/mmol) was added (if the piperazine was used in a hydrochloride form, triethylamine (3 eq) was added to the reaction mixture prior to the piperazine hydrochloride). The mixture was stirred at ice bath temperature for 1 hour followed by 20 hours at room temperature.
25 Then the reaction mixture was diluted with brine and extracted with ethyl acetate. The organic phase was washed with brine, dried (Na₂SO₄), and the solvent was evaporated. The residue was chromatographed on silica gel with appropriate eluent (chloroform - ethyl acetate for less polar and ethyl acetate - methanol for more polar compounds) to give the corresponding reaction product **22a-k**.

Example 129N-(Benzyloxy)-8-[4-(4-cyanobenzoyl)-1-piperazinyl]-8-oxooctanamide (**22a**)

35 The title compound was obtained from 8-[(benzyloxy)amino]-8-oxooctanoic acid (**21b**) and 4-(1-piperazinylcarbonyl)benzotrile (**13j**), using Method P, yield 79%. ¹H NMR (CDCl₃,

- 165 -

HMDSO), δ : 1.09-1.81(m, 8H); 1.87-2.17(m, 2H); 2.18-2.42(m, 2H); 3.32-3.69(m, 8H); 4.89(s, 2H); 7.38(s, 5H); 7.52(d, J=8.8 Hz, 2H); 7.76(d, J=8.8 Hz, 2H); 8.03(s, 1H).

Example 130

5 N-(Benzyloxy)-7-oxo-7-[4-(2-pyridinyl)-1-piperazinyl]heptanamide (**22b**)

The title compound was obtained from 7-[(benzyloxy)amino]-7-oxoheptanoic acid (**21a**) and 1-(2-pyridinyl)piperazine (**17l**) (commercially available), using Method P, yield 50%. ¹H NMR (CDCl₃, HMDSO), δ : 1.16-1.81(m, 6H); 2.36(t, J=7.0 Hz, 2H); 3.21(q, J=6.0 Hz, 2H); 3.36-3.85(m, 8H); 4.76(bs, 1H); 5.09(s, 2H); 6.58-6.74(m, 2H); 7.34(s, 5H); 7.41-7.63(m, 1H); 8.12-8.29(m, 1H).

Example 131

15 N-(Benzyloxy)-8-(4-{2-[4-(dimethylamino)phenyl]acetyl}-1-piperazinyl)-8-oxooctanamide (**22c**)

The title compound was obtained from 8-[(benzyloxy)amino]-8-oxooctanoic acid (**21b**) and 2-[4-(dimethylamino)phenyl]-1-(1-piperazinyl)-1-ethanone (**13k**), using Method P, yield 68%. ¹H NMR (CDCl₃, HMDSO), δ : 1.05-1.81(m, 8H); 1.85-2.32(m, 4H); 2.89(s, 6H); 3.07-3.69(m, 8H); 3.65(s, 2H); 4.87(s, 2H); 6.67(d, J=8.8 Hz, 2H); 7.07(d, J=8.8 Hz, 2H); 7.36(s, 5H); 8.00(s, 1H).

Example 132

25 N-(Benzyloxy)-8-oxo-8-[4-(2-pyrimidinyl)-1-piperazinyl]octanamide (**22d**)

The title compound was obtained from 8-[(benzyloxy)amino]-8-oxooctanoic acid (**21b**) and 2-(1-piperazinyl)pyrimidine (**17m**) (commercially available), using Method P, yield 64%. ¹H NMR (CDCl₃, HMDSO), δ : 1.14-1.81(m, 8H); 1.96-2.25(m, 2H); 2.36(t, J=7.0 Hz, 2H); 3.43-3.94(m, 8H); 4.89(s, 2H); 6.54(t, J=5.0 Hz, 1H); 7.38(s, 5H); 7.92-8.03(m, 1H); 8.32(d, J=5.0 Hz, 2H).

- 166 -

Example 133

N-(Benzyloxy)-8-(4-{3-[3-(dimethylamino)phenyl]propyl}-1-piperazinyl)-8-oxooctanamide
(**22e**)

5 The title compound was obtained from 8-[(benzyloxy)amino]-8-oxooctanoic acid (**21b**) and N,N-dimethyl-3-[3-(1-piperazinyl)propyl]aniline (**16k**), using Method P, yield 63%. ¹H NMR (CDCl₃, HMDSO), δ: 1.18-1.83(m, 8H); 2.07-2.38(m, 4H); 2.43-2.76(m, 8H); 2.92(s, 6H); 3.38-3.80(m, 4H); 4.92(s, 2H); 6.71(d, J=8.8 Hz, 2H); 7.12(d, J=8.8 Hz, 2H); 7.41(s, 5H); 8.07-8.36(m, 1H).

10

Example 134

N-(Benzyloxy)-8-{4-[2-(2-naphthoxy)acetyl]-1-piperazinyl}-8-oxooctanamide (**22f**)

15 The title compound was obtained from 8-[(benzyloxy)amino]-8-oxooctanoic acid (**21b**) and 2-(2-naphthoxy)-1-(1-piperazinyl)-1-ethanone (**13c**), using Method P, yield 66%. ¹H NMR (CDCl₃, HMDSO), δ: 1.14-1.76(m, 8H); 1.94-2.40(m, 4H); 3.29-3.74(m, 8H); 4.83(s, 2H); 4.88(s, 2H); 7.07-7.30(m, 3H); 7.36(s, 5H); 7.31-7.58(m, 1H); 7.65-7.92(m, 3H); 8.25(bs, 1H).

20

Example 135

N-(Benzyloxy)-7-{4-[3-(1H-indol-3-yl)propanoyl]-1-piperazinyl}-7-oxoheptanamide (**22g**)

25 The title compound was obtained from 7-[(benzyloxy)amino]-7-oxoheptanoic acid (**21a**) and 3-(1H-indol-3-yl)-1-(1-piperazinyl)-1-propanone (**13f**), using Method P, yield 63%. ¹H NMR (CDCl₃, HMDSO), δ: 1.09-1.85(m, 6H); 1.92-2.41(m, 4H); 2.58-3.00(m, 4H); 3.05-3.72(m, 8H); 4.89(s, 2H); 6.91-7.39(m, 5H); 7.38(s, 5H); 7.52-7.74(m, 1H); 8.25-8.76(m, 1H).

30

Example 136

N-(Benzyloxy)-7-[4-(1H-indol-3-ylcarbonyl)-1-piperazinyl]-7-oxoheptanamide (**22h**)

35 The title compound was obtained from 7-[(benzyloxy)amino]-7-oxoheptanoic acid (**21a**) and 1H-indol-3-yl(1-piperazinyl)methanone (**13g**), using Method P, yield 69%. ¹H NMR (CDCl₃, HMDSO), δ: 1.14-1.78(m, 6H); 1.87-2.45(m, 4H); 3.34-3.78(m, 8H); 4.87(s, 2H); 7.14-7.54(m, 5H); 7.41(s, 5H); 7.58-7.83(m, 1H); 9.14-9.38(m, 1H).

- 167 -

Example 137N-(Benzyloxy)-7-[4-[3-(1H-indol-3-yl)propyl]-1-piperazinyl]-7-oxoheptanamide (**22i**)

5 The title compound was obtained from 7-[(benzyloxy)amino]-7-oxoheptanoic acid (**21a**) and 3-[3-(1-piperazinyl)propyl]-1H-indole (**16f**), using Method P, yield 87%. ¹H NMR (CDCl₃, HMDSO), δ: 1.14-2.00(m, 8H); 2.12-2.56(m, 8H); 2.67-2.96(m, 4H); 3.32-3.71(m, 4H); 4.89(s, 2H); 6.92-7.36(m, 5H); 7.38(s, 5H); 7.49-7.69(m, 1H); 7.85-8.00(m, 1H).

Example 13810 N-(Benzyloxy)-7-[4-(1H-indol-3-ylmethyl)-1-piperazinyl]-7-oxoheptanamide (**22j**)

The title compound was obtained from 7-[(benzyloxy)amino]-7-oxoheptanoic acid (**21a**) and 3-(1-piperazinylmethyl)-1H-indole (**16g**), using Method P, yield 59%. ¹H NMR (CDCl₃, HMDSO), δ: 1.16-1.87(m, 6H); 2.03-2.60(m, 8H); 3.32-3.69(m, 4H); 3.72(s, 2H); 4.89(s, 2H); 7.05-7.34(m, 5H); 7.38(s, 5H); 7.60-7.85(m, 1H); 8.03-8.41(m, 1H).

Example 139N-(Benzyloxy)-7-[4-(3,4-dimethylphenyl)-1-piperazinyl]-7-oxoheptanamide (**22k**)

20 The title compound was obtained from 7-[(benzyloxy)amino]-7-oxoheptanoic acid (**21a**) and 1-(3,4-dimethylphenyl)piperazine (**17n**) (commercially available), using Method P, yield 71%. ¹H NMR (CDCl₃, HMDSO), δ: 1.14-1.80(m, 6H); 2.11(s, 3H) 2.16(s, 3H); 2.36-2.49(m, 4H); 3.36-3.85(m, 8H); 4.89(s, 2H); 6.70(dd, J=8.8 and 3.0 Hz, 1H); 6.86(d, J=3.0 Hz, 1H); 7.02(d, J=8.8 Hz, 1H), 7.34(s, 5H).

25

Method Q - General Synthesis of Hydroxamic Acids from Amidoesters

To a 1 M solution of hydroxylamine hydrochloride in methanol (5 mL, 5 mmol) a 5 M solution of sodium methylate (1 mL, 5 mmol) was added, and the precipitate was filtered off. To the filtrate, a solution of appropriate amidoester (**19a-e**) (2.47 mmol) in methanol (3 mL) was added and the resultant mixture was stirred at room temperature for 24 hours. The mixture was acidified with acetic acid to pH 5 and the solvent was evaporated. The residue was extracted with ethyl acetate (50 mL), the extract was washed with water, brine, and dried (MgSO₄). The extract was filtrated, concentrated to ca. 5-10 mL, and allowed to crystallize. The precipitate was filtered, washed with ethyl acetate, and dried in vacuum to give the corresponding hydroxamic acid.

35

Example 140

8-Oxo-8-(4-phenyl-piperazin-1-yl)-octanoic acid hydroxyamide (PX117402)

5 The title compound was obtained from 8-oxo-8-(4-phenyl-piperazin-1-yl)-octanoic acid methyl ester (**19a**) by Method Q, yield 42%. M.p. 134-136°C. ¹H NMR (DMSO-d₆, HMDSO), δ: 1.16-1.38 (m, 4H); 1.38-1.60 (m, 4H); 1.93 (t, 2H, J=7.4 Hz); 2.33 (t, 2H, J=7.2 Hz); 3.09 (m, 4H); 3.57 (m, 4H); 6.80 (t, 1H, J=7.1 Hz); 6.94 (d, 2H, J=8.0 Hz); 7.22 (t, 2H, J=7.7 Hz); 8.66 (s, 1H); 10.33 (s, 1H). HPLC analysis on Symmetry C₈ column: 10 impurities 1.3% (column size 3.9 x 150 mm; mobile phase acetonitrile-0.1% H₃PO₄, 30:70; detector UV 220 nm; sample concentration 0.5 mg/ml; flow rate 1.1 mL/min). Anal. Calcd for C₁₈H₂₇N₃O₃, %: C 64.84, H 8.16, N 12.60. Found, %: C 64.71, H 8.20, N 12.52.

Example 141

15 7-(4-Benzhydryl-piperazin-1-yl)-7-oxo-heptanoic acid hydroxyamide (PX117403)

The title compound was obtained from ethyl 7-(4-benzhydryl-1-piperazinyl)-7-oxoheptanoate (**19b**) by Method Q, yield 29%. M.p. 157-159°C. ¹H NMR (DMSO-d₆, HMDSO) δ: 1.08-1.32 (m, 2H); 1.35-1.60 (m, 4H); 1.82-2.02 (m, 2H); 2.03-2.40 (m, 6H); 20 3.23-3.60 (m, 4H overlapped with a water signal of DMSO); 4.30 (s, 1H); 7.09-7.52 (m, 10 H); 8.68 (s, 1H); 10.34 (s, 1H). HPLC analysis on Zorbax Rx-C₁₈ column: impurities 1.5% (column size 4.6 x 150 mm; mobile phase acetonitrile-water, 80:20; detector UV 220 nm; sample concentration 1.0 mg/ml; flow rate 1.0 mL/min). Anal. Calcd for C₂₄H₃₁N₃O₃, %: C 70.39, H 7.63, N 10.26. Found, %: C 70.09, H 7.67, N 10.11.

25

Example 142

7-Oxo-7-(4-phenyl-piperazin-1-yl)-heptanoic acid hydroxyamide (PX117404)

The title compound was obtained from ethyl 7-oxo-7-(4-phenyl-1-piperazinyl)heptanoate 30 (**19c**) by Method Q, yield 27%. M.p. 107-109°C. ¹H NMR (DMSO-d₆, HMDSO) δ: 1.15-1.36 (m, 2H); 1.38-1.60 (m, 4H); 1.93 (t, 2H, J=7.1 Hz); 2.33 (t, 2H, J=7.3 Hz); 3.09 (m, 4H); 3.58 (m, 4H); 6.80 (t, 1H, J=7.3 Hz); 6.95 (d, 2H, J=8.2 Hz); 7.22 (t, 2H, J=7.9 Hz); 8.69 (s, 1H); 10.35 (s, 1H). HPLC analysis on Zorbax SB-C₁₈ column: impurities 3% (column size 4.6 x 150 mm; mobile phase methanol-0.1% H₃PO₄, gradient from 50:50 to 35 90:10; detector UV 220 nm; sample concentration 0.55 mg/ml; flow rate 1.5 mL/min).

- 169 -

Anal. Calcd for $C_{17}H_{25}N_3O_3$, %: C 63.93, H 7.89, N 13.16. Found, %: C 63.80, H 7.89, N 13.06.

Example 143

5 8-(4-Benzhydryl-piperazin-1-yl)-8-oxo-heptanoic acid hydroxyamide (PX117764)

The title compound was obtained from methyl 8-(4-benzhydryl-1-piperazinyl)-8-oxooctanoate (**19d**) by Method Q, yield 32%. M.p. 126-129°C. 1H NMR (DMSO- d_6 , HMDSO), δ : 1.14-1.30 (m, 4H); 1.34-1.54 (m, 4H); 1.91 (t, 2H, $J=7.3$ Hz); 2.15-2.32 (m, 10
10 6H); 3.38-3.50 (m, 4H); 4.30 (s, 1H); 7.17-7.50 (m, 10H); 8.66 (s, 1H); 10.32 (s, 1H). HPLC analysis on Symmetry C_8 column: impurities 3.3% (column size 3.9 x 150 mm; mobile phase acetonitrile - 0.1M phosphate buffer (pH 2.5), 50:50; detector UV 220 nm; sample concentration 0.5 mg/ml; flow rate 1.3 mL/min). Anal. Calcd for $C_{25}H_{33}N_3O_3$, %: C 70.89, H 7.85, N 9.92. Found, %: C 70.81, H 7.63, N 10.11.

15

Example 144

8-[4-(2-Methoxy-phenyl)-piperazin-1-yl]-8-oxo-octanoic acid hydroxyamide (PX117768)

The title compound was obtained from methyl 8-[4-(2-methoxyphenyl)-1-piperazinyl]-8-oxooctanoate (**19e**) by Method Q, yield 34%. M.p. 135-137°C. 1H NMR (DMSO- d_6 , HMDSO), δ : 1.18-1.38 (m, 4H); 1.38-1.60 (m, 4H); 1.93 (t, 2H, $J=7.3$ Hz); 2.31 (t, 2H, $J=7.2$ Hz); 2.82-2.98 (m, 4H); 3.50-3.62 (m, 4H); 3.78 (s, 3H); 6.84-7.02 (m, 4H); 8.66 (s, 1H); 10.33 (s, 1H). HPLC analysis on Symmetry C_8 column: impurities <1.0% (column size 3.9 x 150 mm; mobile phase acetonitrile - 0.1M phosphate buffer (pH 2.5), 30:70;
25 detector UV 220 nm; sample concentration 0.5 mg/ml; flow rate 1.1 mL/min). Anal. Calcd for $C_{19}H_{29}N_3O_4$, %: C 62.79, H 8.04, N 11.56. Found, %: C 62.71, H 8.07, N 11.64.

Method R - General Synthesis of Hydroxamic Acids from Amidoesters

30 To a solution of amidoester **19f-w** (1 mmol) in methanol (3-5 mL), a solution of hydroxylamine hydrochloride (0.278 g, 4 mmol) in methanol (3 mL) followed by a solution of NaOH (0.320 g, 8 mmol) in water (1 mL) were added. After stirring for 15-45 minutes at ambient temperature, the reaction mixture was diluted with brine and extracted with ethyl acetate (3 x 30 mL). The organic phase was washed with brine, evaporated under
35 reduced pressure by adding benzene to remove traces of water several times, and dried

- 170 -

in vacuum. The crude product was crystallized or chromatographed on silica gel to give the corresponding hydroxamic acid.

Example 145

5 8-[4-(2-Chloro-phenyl)-piperazin-1-yl]-8-oxo octanoic acid hydroxyamide (PX118791)

The title compound was obtained from methyl ethyl 8-[4-(2-chlorophenyl)-1-piperazinyl]-8-oxooctanoate (**19f**) using Method R. The crude product was crystallized from acetonitrile, yield 65%. M.p. 131-132°C. ¹H NMR (DMSO-d₆, HMDSO), δ: 1.18-1.37(m, 4H); 1.40-1.60(m, 4H); 1.93(t, J=7.0 Hz, 2H); 2.33(t, J=7.3 Hz, 2H); 2.83-3.20(m, 4H); 3.53-3.66(m, 10 4H); 7.06(dt, J=1.6 and 7.8 Hz, 1H); 7.15(dd, J=1.4 and 8.2 Hz, 1H); 7.30(dt, J=1.4 and 8.2 Hz, 1H); 7.43(dd, J=1.6 and 7.8 Hz, 1H); 8.66(s, 1H); 10.33(s, 1H). HPLC analysis on Omnispher 5 C₁₈ column: impurities <1% (column size 4.6 x 150 mm; mobile phase 45% acetonitrile + 55% 0.1M phosphate buffer (pH 2.5); detector UV 254 nm; sample 15 concentration 1.0 mg/ml; flow rate 1.0 mL/min). Anal. Calcd for C₁₈H₂₆ClN₃O₃ * 0.4H₂O, %: C 57.64, H 7.20, N 11.20. Found, %: C 57.72, H 7.03, N 11.24.

Example 146

20 8-[4-(3-Chloro-phenyl)-piperazin-1-yl]-8-oxo octanoic acid hydroxyamide (PX118792)

The title compound was obtained from ethyl 8-[4-(3-chlorophenyl)-1-piperazinyl]-8-oxooctanoate (**19g**) using Method R. The crude product was crystallized from acetonitrile, yield 56%. M.p. 122-124°C. ¹H NMR (DMSO-d₆, HMDSO), δ: 1.19-1.38(m, 4H); 1.40-1.61(m, 4H); 1.93(t, J=7.2 Hz, 2H); 2.29(t, J=7.4 Hz, 2H); 2.80-3.20(m, 4H); 3.55-3.66(m, 25 4H); 6.81(d, J=7.8 Hz, 1H); 6.87-6.99(m, 2H); 7.22(t, J=7.8 Hz, 1H); 8.65(d, J=1.4 Hz, 1H); 10.33(s, 1H). HPLC analysis on Zorbax SB C₁₈ column: impurities ~2.5% (column size 4.6 x 150 mm; mobile phase acetonitrile-0.1M phosphate buffer (pH 2.5), gradient from 30:70 to 100:0; detector UV 254 nm; sample concentration 1.0 mg/ml; flow rate 1.5 mL/min). Anal. Calcd for C₁₈H₂₆ClN₃O₃, %: C 58.77, H 7.12, N 11.42. Found, %: C 58.41, 30 H 7.07, N 11.44.

Example 147

35 7-[4-(2-Chloro-phenyl)-piperazin-1-yl]-7-oxo heptanoic acid hydroxyamide (PX118793)

The title compound was obtained from ethyl 7-[4-(2-chlorophenyl)-1-piperazinyl]-7-oxoheptanoate (**19h**) using Method R. The crude product was crystallized from

- 171 -

acetonitrile, yield 62%. M.p. 128-130°C. ¹H NMR (DMSO-d₆, HMDSO), δ: 1.17-1.36(m, 2H); 1.41-1.62(m, 4H); 1.94(t, J=7.0 Hz, 2H); 2.33(t, J=7.3 Hz, 2H); 2.80-3.20(m, 4H); 3.54-3.67(m, 4H); 7.06(dt, J=1.6 and 7.8 Hz, 1H); 7.15(dd, J=1.8 and 8.0 Hz, 1H); 7.30(dt, J=1.8 and 8.0 Hz, 1H); 7.43(dd, J=1.6 and 7.8 Hz, 1H); 8.67(d, J=1.8 Hz, 1H); 10.33(s, 1H). HPLC analysis on Omnispher 5 C₁₈ column: impurities ~1.8% (column size 4.6 x 150 mm; mobile phase 40% acetonitrile + 60% 0.1M phosphate buffer (pH 2.5); detector UV 220 nm; sample concentration 1.0 mg/ml; flow rate 1.5 mL/min). Anal. Calcd for C₁₇H₂₄ClN₃O₃, %: C 57.70, H 6.84, N 11.88. Found, %: C 57.76, H 6.87, N 11.79.

10

Example 148

7-[4-(3-Chloro-phenyl)-piperazin-1-yl]-7-oxo heptanoic acid hydroxyamide (PX118794)

The title compound was obtained from ethyl 7-[4-(3-chlorophenyl)-1-piperazinyl]-7-oxoheptanoate (19i) using Method R. The crude product was crystallized from acetonitrile, yield 48%. M.p. 120-122°C. ¹H NMR (DMSO-d₆, HMDSO), δ: 1.17-1.34(m, 2H); 1.40-1.59(m, 4H); 1.93(t, J=7.3 Hz, 2H); 2.32(t, J=7.3 Hz, 2H); 3.07-3.24(m, 4H); 3.47-3.67(m, 4H); 6.80(dd, J=1.5 and 8.0 Hz, 1H); 6.86-6.98(m, 2H); 7.22(t, J= 7.8 Hz, 1H); 8.65(d, J=1.8 Hz, 1H); 10.33(s, 1H). HPLC analysis on Zorbax SB C₁₈ column: impurities ~3% (column size 4.6 x 150 mm; mobile phase acetonitrile-0.1M phosphate buffer (pH 2.5), gradient from 30:70 to 100:0; detector UV 254 nm; sample concentration 0.5 mg/ml; flow rate 1.5 mL/min). Anal. Calcd for C₁₇H₂₄ClN₃O₃, %: C 57.70, H 6.84, N 11.88. Found, %: C 57.74, H 6.86, N 11.79.

20

Example 149

8-[4-(Naphthalene-2-carbonyl)-piperazin-1-yl]-8-oxo octanoic acid hydroxyamide (PX118830)

The title compound was obtained from ethyl 8-[4-(2-naphthoyl)-1-piperazinyl]-8-oxooctanoate (19j) using Method R. The crude product was crystallized from acetonitrile, yield 54%. M.p. 133.5-134.5°C. ¹H NMR (DMSO-d₆, HMDSO), δ: 1.20-1.60(m, 8H); 1.92(t, J=7.2 Hz, 2H); 2.20-2.40(m, 2H); 3.28-3.76(m, 8H); 7.50-7.66(m, 3H); 7.94-8.10(m, 4H); 8.66(d, J=1.6 Hz, 1H); 10.32(s, 1H). HPLC analysis on Alltima C₁₈ column: impurities 3% (column size 4.6 x 150 mm; mobile phase 40% acetonitrile + 60% 0.1M phosphate buffer (pH 2.5); detector UV 220 nm; sample concentration 0.5 mg/ml; flow rate 1.3 mL/min). Anal. Calcd for C₂₃H₂₉N₃O₄, %: C 67.13, H 7.10, N 10.21. Found, %: C 66.90, H 7.09, N 10.23.

30

35

Example 150

8-(4-Benzoyl-piperazin-1-yl)-8-oxo octanoic acid hydroxyamide (PX118831)

5 The title compound was obtained from ethyl 8-(4-benzoyl-1-piperazinyl)-8-oxooctanoate (19k) using Method R. The crude product was crystallized from acetonitrile, yield 29%.
M.p. 100-101°C. ¹H NMR (DMSO-d₆, HMDSO), δ: 1.18-1.36(m, 4H); 1.38-1.58(m, 4H); 1.92(t, J=7.4 Hz, 2H); 2.30(t, J=6.6 Hz, 2H); 3.49(m, 8H); 7.38-7.50(m, 5H); 8.66(s, 1H);
10 10.32(s, 1H). HPLC analysis on Alltima C₁₈ column: impurities 2.5% (column size 4.6 x 150 mm; mobile phase 20% acetonitrile + 80% 0.1M phosphate buffer (pH 2.5); detector UV 254 nm; sample concentration 1.0 mg/ml; flow rate 1.7 mL/min). Anal. Calcd for C₁₉H₂₇N₃O₄ * 0.35 H₂O, %: C 62.06, H 7.59, N 11.43. Found, %: C 62.03, H 7.50, N 11.33.

Example 151

8-[4-(4-Dimethylamino-benzoyl-piperazin-1-yl)]-8-oxo octanoic acid hydroxyamide (PX118832)

15 The title compound was obtained from ethyl 8-[4-[4-(dimethylamino)benzoyl]-1-piperazinyl]-8-oxooctanoate (19l) using Method R. The crude product was crystallized from acetonitrile, yield 74%. M.p. 90-92°C. ¹H NMR (DMSO-d₆, HMDSO), δ: 1.18-1.30(m, 4H); 1.40-1.60(m, 4H); 1.93(t, J=7.2 Hz, 2H); 2.30(t, J=7.0 Hz, 2H); 2.95(s, 6H); 3.44-3.52(m, 8H); 6.70(d, J=8.6 Hz, 2H); 7.29(d, J=8.6 Hz, 2H); 8.64(s, 1H); 10.32(s, 1H).
20 HPLC analysis on Zorbax SB C₁₈ column: impurities ~10% (column size 4.6 x 150 mm; mobile phase gradient 15 min 10% acetonitrile/90% 0.1M phosphate buffer (pH 2.5) – 100% 0.1M phosphate buffer; detector UV 254 nm; sample concentration 0.5 mg/ml; flow rate 1.0 mL/min). Anal. Calcd for C₂₁H₃₂N₄O₄ * 0.5 H₂O, %: C 61.00, H 8.04, N 13.55. Found, %: C 60.98, H 7.85, N 13.37.

Example 152

8-[4-(4-Methoxyphenyl)-piperazin-1-yl]-8-oxo octanoic acid hydroxyamide (PX118846)

30 The title compound was obtained from ethyl 8-[4-(4-methoxyphenyl)-1-piperazinyl]-8-oxooctanoate (19m) using Method R. The crude product was crystallized from acetonitrile, yield 48%. M.p. 149-150°C. ¹H NMR (DMSO-d₆, HMDSO), δ: 1.18-1.33(m, 4H); 1.39-1.58(m, 4H); 1.93(t, J=7.2 Hz, 2H); 2.32(t, J=7.4 Hz, 2H); 2.88-3.03(m, 4H);
35

- 173 -

3.52-3.61(m, 4H); 3.68(s, 3H); 6.83(dt, J=9.6 and 2.8 Hz, 2H); 6.90(dt, J=9.6 and 2.8 Hz, 2H); 8.64(s, 1H); 10.32(s, 1H). HPLC analysis on Alltima C₁₈ column: impurities 1.5% (column size 4.6 x 150 mm; mobile phase 25% acetonitrile + 75% 0.1M phosphate buffer (pH 2.5); detector UV 220 nm; sample concentration 0.5 mg/ml; flow rate 1.5 mL/min).

5 Anal. Calcd for C₁₉H₂₉N₃O₄, %: C 62.79, H 8.04, N 11.56. Found, %: C 62.65, H 8.09, N 11.53.

Example 153

8-[4-(3-Methoxyphenyl)-piperazin-1-yl]-8-oxo octanoic acid hydroxyamide (PX118847)

10

The title compound was obtained from ethyl 8-[4-(3-methoxyphenyl)-1-piperazinyl]-8-oxooctanoate (**19n**) using Method R. The crude product was crystallized from acetonitrile, yield 69%. M.p. 122-122.5°C. ¹H NMR (DMSO-d₆, HMDSO), δ: 1.18-1.36(m, 4H); 1.39-1.58(m, 4H); 1.93(t, J=7.0 Hz, 2H); 2.32(t, J=7.6 Hz, 2H); 3.03-3.17(m, 4H); 3.50-3.63(m, 15 4H); 3.71(s, 3H); 6.39(dd, J=8.0 and 2.0 Hz, 1H); 6.46(t, J=2.0 Hz, 1H); 6.52(dd, J=8.0 and 2.0 Hz, 1H); 7.12(t, J=8.0 Hz, 1H); 8.63(d, J=1.6 Hz, 1H); 10.31(s, 1H). HPLC analysis on Alltima C₁₈ column: impurities 1% (column size 4.6 x 150 mm; mobile phase 25% acetonitrile + 75% 0.1M phosphate buffer (pH 2.5); detector UV 220 nm; sample concentration 0.5 mg/ml; flow rate 1.5 mL/min). Anal. Calcd for C₁₉H₂₉N₃O₄, %: C 62.79, H 8.04, N 11.56. Found, %: C 62.65, H 8.06, N 11.43.

20

Example 154

N-Hydroxy-8-[4-(4-nitrophenyl)-1-piperazinyl]-8-oxooctanamide (PX118849)

25

The title compound was obtained from ethyl 8-[4-(4-nitrophenyl)-1-piperazinyl]-8-oxooctanoate (**19o**) using Method R. The crude product was crystallized from acetonitrile, yield 31%. M.p. 125-127°C. ¹H NMR (DMSO-d₆, HMDSO), δ: 1.20-1.28 (m, 4H); 1.33-1.50(m, 4H); 1.93(t, J=7.6 Hz, 2H); 2.33(t, J=7.2 Hz, 2H); 3.40-3.70(m, 8H); 7.00(d, J=9.0 Hz, 2H); 8.07(d, J=9.0 Hz, 2H); 8.67(s, 1H); 10.33(s, 1H). HPLC analysis on Alltima C₁₈ column: impurities 2.5% (column size 4.6 x 150 mm; mobile phase 40% acetonitrile + 60% 0.1M phosphate buffer (pH 2.5); detector UV 215 nm; sample concentration 0.5 mg/ml; flow rate 1.5 mL/min). Anal. Calcd for C₁₈H₂₈N₄O₅, %: C 57.13, H 6.93, N 14.80. Found, %: C 57.06, H 6.94, N 14.72.

30

- 174 -

Example 155

N-Hydroxy-8-{4-[2-(5-methoxy-1H-indol-3-yl)acetyl]-1-piperazinyl}-8-oxooctanamide
(PX118927)

5 The title compound was obtained from methyl 8-{4-[2-(5-methoxy-1H-indol-3-yl)acetyl]-1-piperazinyl}-8-oxooctanoate (**19p**) using Method R. The crude product was chromatographed on reverse phase Silasorb CL18 with methanol – 0.1% H₃PO₄ as eluent. The eluate was evaporated, the residue was dissolved in ethyl acetate, the extract was washed with water, evaporated, and dried. Yield 35%. Foam. ¹H NMR (DMSO-d₆, HMDSO), δ: 1.13-1.32(m, 4H); 1.34-1.55(m, 4H); 1.91(t, J=7.3 Hz, 2H); 2.17-2.31(m, 2H); 3.24-3.57(m, 8H, overlapped with a signal of water); 3.73(s, 3H); 3.75(s, 2H); 6.71(dd, J=8.8 and 2.4 Hz, 1H); 7.05(d, J=2.4 Hz, 1H); 7.16(br s, 1H); 7.22(d, J=8.8 Hz, 1H); 8.67(s, 1H); 10.33(s, 1H); 10.75(s, 1H). HPLC analysis on Kromasil C₁₈ column: impurities 5% (column size 4.6 x 150 mm; mobile phase 20% acetonitrile + 80% 0.2M acetate buffer (pH 5.0); detector UV 230 nm; sample concentration 1.0 mg/ml; flow rate 1.5 mL/min).
10
15 Anal. Calcd for C₂₃H₃₂N₄O₅ * 0.25 H₂O, containing 4% of inorganic impurities, %: C 59.06, H 7.00, N 11.98. Found, %: C 59.01, H 7.02, N 11.97.

Example 156

20 N-Hydroxy-8-{4-[2-(2-naphthoxy)ethyl]-1-piperazinyl}-8-oxooctanamide (PX118930)

The title compound was obtained from methyl 8-{4-[2-(2-naphthoxy)ethyl]-1-piperazinyl}-8-oxooctanoate (**19r**) using Method R. The crude product was precipitated from diethyl ether, yield 35%. Foam. ¹H NMR (DMSO-d₆, HMDSO), δ: 1.16-1.31(m, 4H); 1.37-1.54(m, 4H); 1.93(t, J=7.2 Hz, 2H); 2.27(t, J=7.4 Hz, 2H); 2.41-2.55(m, 4H, overlapped with a signal of DMSO); 2.79(t, J=5.9 Hz, 2H); 3.39-3.49(m, 4H); 4.21(t, J=5.9 Hz, 2H); 7.16(dd, J=8.8 and 2.4 Hz, 1H); 7.29-7.50(m, 3H); 7.76-7.86(m, 3H); 8.67(s, 1H); 10.33(s, 1H).
25 HPLC analysis on Alltima C₁₈ column: impurities 1% (column size 4.6 x 150 mm; mobile phase 25% acetonitrile + 75% 0.1M phosphate buffer (pH 2.5); detector UV 220 nm; sample concentration 1.0 mg/ml; flow rate 1.3 mL/min). Anal. Calcd for C₂₄H₃₃N₃O₄ * 1.25 H₂O, %: C 64.05, H 7.95, N 9.34. Found, %: C 64.17, H 7.91, N 9.28.
30

- 175 -

Example 157

N-Hydroxy-8-{4-[2-(1-naphthoxy)acetyl]-1-piperazinyl}-8-oxooctanamide (PX118931)

The title compound was obtained from ethyl 8-{4-[2-(1-naphthoxy)acetyl]-1-piperazinyl}-
5 8-oxooctanoate (**19s**) using Method R. The crude product was precipitated from diethyl
ether, yield 34%. Foam. ¹H NMR (DMSO-d₆, HMDSO), δ: 1.14-1.33(m, 4H); 1.37-1.56(m,
4H); 1.92(t, J=7.0 Hz, 2H); 2.21-2.36(m, 2H); 3.22-3.61(m, 8H, overlapped with a signal of
H₂O); 3.92(s, 2H); 7.34-7.57(m, 3H); 7.80-7.95(m, 4H); 8.66(s, 1H); 10.32(s, 1H). HPLC
10 analysis on Alltima C₁₈ column: impurities 1% (column size 4.6 x 150 mm; mobile phase
50% acetonitrile + 50% 0.1M phosphate buffer (pH 2.5); detector UV 220 nm; sample
concentration 1.0 mg/ml; flow rate 1.0 mL/min). Anal. Calcd for C₂₄H₃₁N₃O₅, %: C 65.29, H
7.08, N 9.52. Found, %: C 65.15, H 7.45, N 9.40.

Example 15815 N-Hydroxy-8-{4-[2-(5-methoxy-1H-indol-3-yl)ethyl]-1-piperazinyl}-8-oxooctanamide
oxalate (PX118932)

The title compound was obtained from methyl 8-{4-[2-(5-methoxy-1H-indol-3-yl)ethyl]-1-
piperazinyl}-8-oxooctanoate (**19t**) using Method R. The crude product (ca. 0.33 mmol)
20 was dissolved in abs. ethanol (1.5 mL) and a solution of oxalic acid dihydrate (0.1 g, 0.79
mmol) in abs. ethanol (1 mL) was added. The reaction mixture was stirred for 2 hours at
ambient temperature, the precipitate was filtered and washed with diethyl ether. The
product was crystallized from ethanol and dried, yield 70%. M.p. 122-125°C. ¹H NMR
(DMSO-d₆, HMDSO), δ: 1.17-1.35(m, 4H); 1.39-1.57(m, 4H); 1.93(t, J=7.6 Hz, 2H); 2.32(t,
25 J=7.4 Hz, 2H); 2.93-3.17(m, 8H); 3.56-3.72(m, 4H); 3.77(s, 3H); 6.73(dd, J=8.8 and 2.2
Hz, 1H); 7.03(d, J=2.2 Hz, 1H); 7.16(d, J=2.2 Hz, 1H); 7.23(d, J=8.8 Hz, 2H); 10.35(s,
1H); 10.75(s, 1H). HPLC analysis on Zorbax SB C₁₈ column: impurities ~7% (column size
4.6 x 150 mm; mobile phase 15 min gradient: acetonitrile-0.1M phosphate buffer (pH 2.5);
30 30/70 -100/0; detector UV 220 nm; sample concentration 0.5 mg/ml; flow rate 1.5
mL/min). Anal. Calcd for C₂₃H₃₄N₄O₄ * 1.3 (COOH)₂, %: C 56.15, H 6.74, N 10.23. Found,
%: C 56.00, H 6.86, N 10.12.

- 176 -

Example 159

8-{4-[2-(1-Benzothiophen-3-yl)acetyl]-1-piperazinyl}-N-hydroxy-8-oxooctanamide
(PX118967)

5 The title compound was obtained from ethyl 8-{4-[2-(1-benzothiophen-3-yl)acetyl]-1-piperazinyl}-8-oxooctanoate (19u) using Method R. The crude product was crystallized from acetonitrile, yield 35%. M.p. 140-141°C. ¹H NMR (DMSO-d₆, HMDSO), δ: 1.15-1.34(m, 4H); 1.37-1.56(m, 4H); 1.92(t, J=7.3 Hz, 2H); 2.29(t, J=7.3 Hz, 2H); 3.36-3.60(m, 8H); 3.98(s, 2H); 7.34-7.44(m, 2H); 7.51(s, 1H); 7.78-7.85(m, 1H); 7.93-8.05(m, 1H);
10 8.65(s, 1H); 10.32(s, 1H). HPLC analysis on Omnispher 5 C₁₈ column: impurities 1% (column size 4.6 x 150 mm; mobile phase 50% acetonitrile + 50% 0.1M phosphate buffer (pH 2.5); detector UV 215 nm; sample concentration 0.5 mg/ml; flow rate 1.3 mL/min). Anal. Calcd for C₂₂H₂₉N₃O₄S, %: C 61.23, H 6.77, N 9.74. Found, %: C 60.76, H 6.71, N 9.82.

15

Example 160

7-[4-(3,4-Dichlorophenyl)-1-piperazinyl]-N-hydroxy-7-oxoheptanamide (PX118989)

20 The title compound was obtained from ethyl 7-[4-(3,4-dichlorophenyl)-1-piperazinyl]-7-oxoheptanoate (19y) using Method R. The crude product was crystallized from ethyl acetate – methanol (9:1), yield 43%. M.p. 125-126°C. ¹H NMR (DMSO-d₆, HMDSO), δ: 1.14-1.34(m, 2H); 1.38-1.59(m, 4H); 1.93(t, J=7.3 Hz, 2H); 2.32(t, J=7.0 Hz, 2H); 3.07-3.26(m, 4H); 3.48-3.63(m, 4H); 6.94(dd, J=8.8 and 2.9 Hz, 1H); 7.14(d, J=2.9 Hz, 1H); 7.40(d, J=8.8 Hz, 1H); 8.67(d, J=1.5 Hz, 1H); 10.33(s, 1H). HPLC analysis on Omnispher
25 5 C₁₈ column: impurities 1% (column size 4.6 x 150 mm; mobile phase 40% acetonitrile + 60% 0.1M phosphate buffer (pH 2.5); detector UV 215 nm; sample concentration 1.0 mg/ml; flow rate 1.3 mL/min). Anal. Calcd for C₁₇H₂₃Cl₂N₃O₃, %: C 52.59, H 5.97, N 10.82. Found, %: C 52.50, H 5.90, N 10.75.

30

Example 161

7-[4-(4-Fluorophenyl)-1-piperazinyl]-N-hydroxy-7-oxoheptanamide (PX118990)

35 The title compound was obtained from ethyl 7-[4-(4-fluorophenyl)-1-piperazinyl]-7-oxoheptanoate (19v) using Method R. The crude product was crystallized from ethyl acetate – methanol (9:1), yield 29%. M.p. 119-120°C. ¹H NMR (DMSO-d₆, HMDSO), δ: 1.18-1.34(m, 2H); 1.39-1.59(m, 4H); 1.93(t, J=7.3 Hz, 2H); 2.32(t, J=7.3 Hz, 2H); 2.94-

- 177 -

3.11(m, 4H); 3.51-3.62(m, 4H); 6.92-7.13(m, 4H); 8.67(s, 1H); 10.33(s, 1H). HPLC analysis on Alltima C₁₈ column: impurities 2% (column size 4.6 x 150 mm; mobile phase 35% acetonitrile + 65% 0.1M phosphate buffer (pH 2.5); detector UV 254 nm; sample concentration 1.0 mg/ml; flow rate 1.0 mL/min). Anal. Calcd for C₁₇H₂₄FN₃O₃, %: C 60.52, H 7.17, N 12.45. Found, %: C 60.42, H 7.22, N 12.32.

Example 162

7-[4-(4-Chlorophenyl)-1-piperazinyl]-N-hydroxy-7-oxoheptanamide (PX118991)

The title compound was obtained from ethyl 7-[4-(4-chlorophenyl)-1-piperazinyl]-7-oxoheptanoate (**19w**) using Method R. The crude product was crystallized from ethyl acetate - methanol (9:1), yield 21%. M.p. 119-121°C. ¹H NMR (DMSO-d₆, HMDSO), δ: 1.19-1.34(m, 2H); 1.39-1.59(m, 4H); 1.93(t, J=7.3 Hz, 2H); 2.33(t, J=7.3 Hz, 2H); 3.01-3.18(m, 4H); 3.50-3.64(m, 4H); 6.95(d, J=8.8 Hz, 2H); 7.24(d, J=8.8 Hz, 2H); 8.67(s, 1H); 10.33(s, 1H). HPLC analysis on Omnispher 5 C₁₈ column: impurities 2.2% (column size 4.6 x 150 mm; mobile phase 35% acetonitrile + 65% 0.1M phosphate buffer (pH 2.5); detector UV 215 nm; sample concentration 1.0 mg/ml; flow rate 1.3 mL/min). Anal. Calcd for C₁₇H₂₄ClN₃O₃, %: C 57.70, H 6.84, N 11.88. Found, %: C 57.75, H 6.84, N 11.80.

Method S - General Synthesis of Hydroxamic Acids from O-benzyl Hydroxamates

To a solution of O-benzylhydroxamate **22a-k** (1 mmol) in methanol (5-10 mL), 5% palladium on activated carbon catalyst (0.050 g) was added and the black suspension was vigorously stirred under hydrogen atmosphere until initial compound disappeared. The reaction mixture was filtered through a small amount of silica gel (ca. 1-2 cm thin layer), the sorbent was washed with methanol, and the filtrate was evaporated in vacuum. The crude product was crystallized or chromatographed on silica gel to give the corresponding hydroxamic acid.

Example 163

8-[4-(4-Cyanobenzoyl)-piperazin-1-yl]-8-oxo octanoic acid hydroxyamide (PX118844)

The title compound was obtained from N-(benzyloxy)-8-[4-(4-cyanobenzoyl)-1-piperazinyl]-8-oxooctanamide (**22a**), using Method S, yield 74%. M.p. 150-150.5°C. ¹H NMR (DMSO-d₆, HMDSO), δ: 1.18-1.38(m, 4H); 1.40-1.60(m, 4H); 1.92(t, J=7.0 Hz, 2H); 2.22-2.40(m, 2H); 3.20-3.70(m, overlapped with a signal of H₂O); 7.61(d, J=8.0 Hz, 2H);

- 178 -

7.94(d, J=8.0 Hz, 2H); 8.64(s, 1H); 10.32(s, 1H). HPLC analysis on Omnispher 5 C₁₈ column: impurities 2% (column size 4.6 x 150 mm; mobile phase 20% acetonitrile + 80% 0.1M phosphate buffer (pH 2.5); detector UV 254 nm; sample concentration 0.5 mg/ml; flow rate 1.0 mL/min). Anal. Calcd for C₂₀H₂₆N₄O₄ * 0.5 H₂O, %: C 60.74, H 6.88, N 14.17.

5 Found, %: C 60.83, H 6.82, N 13.88.

Example 164

7-Oxo-7-(4-pyridin-2-yl-piperazin-1-yl)-heptanoic acid hydroxyamide oxalate (PX118845)

10 The title compound was obtained from N-(benzyloxy)-7-oxo-7-[4-(2-pyridinyl)-1-piperazinyl]heptanamide (**22b**), using Method S. The crude product (ca. 0.33 mmol) was dissolved in abs. ethanol (1.5 mL) and a solution of oxalic acid dihydrate (0.1 g, 0.79 mmol) in abs. ethanol (1 mL) was added. The reaction mixture was stirred for 2 hours at ambient temperature, the precipitate was filtered and washed with diethyl ether. The

15 product was crystallized from ethanol and dried, yield 65%. M.p. 118-122°C. ¹H NMR (DMSO-d₆, HMDSO), δ: 1.20-1.40(m, 2H); 1.42-1.65(m, 4H); 2.35(t, J=7.2 Hz, 2H); 2.77(t, J=7.2 Hz, 2H); 3.37-3.63(m, 8H); 6.65(dd, J=7.2 and 5.0 Hz, 1H); 6.83(d, J= 8.2 Hz, 1H); 7.55(ddd, J=8.2, 7.2 and 1.8 Hz, 1H); 8.11(dd, J= 5.0 and 1.8 Hz, 1H). HPLC analysis on

20 Ultra Aqueous C₁₈ column: impurities 2.3% (column size 4.6 x 150 mm; mobile phase 5% acetonitrile + 95% 0.1M phosphate buffer (pH 2.5); detector UV 215 nm; sample concentration 0.5 mg/mL; flow rate 1.5 mL/min). Anal. Calcd for C₁₆H₂₄N₄O₃ * 0.5 C₂H₂O₄ * 0.5 H₂O, %: C 54.53, H 7.00, N 14.96. Found, %: C 54.43, H 7.20, N 14.84.

Example 165

25 8-(4-{2-[4-(Dimethylamino)phenyl]acetyl}-1-piperazinyl)-N-hydroxy-8-oxooctanamide (PX118848)

The title compound was obtained from N-(benzyloxy)-8-(4-{2-[4-(dimethylamino)phenyl]acetyl}-1-piperazinyl)-8-oxooctanamide (**22c**), using Method S.

30 The crude product was precipitated from diethyl ether, yield 63%. M.p. 77-79°C. ¹H NMR (DMSO-d₆, HMDSO), δ: 1.18-1.34(m, 4H); 1.36-1.56(m, 4H); 1.92(t, J=7.2 Hz, 2H); 2.27(t, J=7.2 Hz, 2H); 2.85(s 6H); 3.25-3.50(m, 8H, overlapped with a signal of H₂O); 3.58(s, 2H); 6.66(d, J=8.2, 2H); 7.03(d, J=8.2 Hz, 2H); 8.65(s, 1H); 10.32(s, 1H). HPLC analysis on Alltima C₁₈ column: impurities 4% (column size 4.6 x 150 mm; mobile phase 15% acetonitrile + 85% 0.1M phosphate buffer (pH 2.5); detector UV 215 nm; sample

35

- 179 -

concentration 0.5 mg/ml; flow rate 1.5 mL/min). Anal. Calcd for $C_{22}H_{34}N_4O_4 \cdot 0.5H_2O$, %: C 61.80, H 8.25, N 13.10. Found, %: C 61.90, H 8.18, N 13.11.

Example 166

5 N-Hydroxy-8-oxo-8-[4-(2-pyrimidinyl)-1-piperazinyl]octanamide (PX118850)

The title compound was obtained from N-(benzyloxy)-8-oxo-8-[4-(2-pyrimidinyl)-1-piperazinyl]octanamide (**22d**), using Method S. The crude product was crystallized from methanol, yield 37%. M.p. 132-133.5°C. 1H NMR (DMSO- d_6 , HMDSO), δ : 1.18-1.36(m, 4H); 1.38-1.59(m, 4H); 1.93(t, J=7.3 Hz, 2H); 2.33(t, J=7.3 Hz, 2H); 3.46-3.58(m, 4H); 10
3.62-3.80(m, 4H); 6.65(t, J=4.8 Hz, 1H); 8.37(d, J=4.8 Hz, 2H); 8.65(br s, 1H); 10.29(br s, 1H). HPLC analysis on Alltima C_{18} column: impurities 1% (column size 4.6 x 150 mm; mobile phase 20% acetonitrile + 80% 0.1M phosphate buffer (pH 2.5); detector UV 230 nm; sample concentration 0.5 mg/ml; flow rate 1.5 mL/min). Anal. Calcd for $C_{16}H_{25}N_5O_3$,
15 %: C 57.30, H 7.51, N 20.88. Found, %: C 57.23, H 7.58, N 20.80.

Example 167

8-{4-[4-(Dimethylamino)phenethyl]-1-piperazinyl}-N-hydroxy-8-oxooctanamide (PX118928)

20

The title compound was obtained from N-(benzyloxy)-8-(4-{3-[3-(dimethylamino)phenyl]propyl}-1-piperazinyl)-8-oxooctanamide (**22e**), using Method S. The crude product was crystallized from acetonitrile, yield 45%. M.p. 103-105°C. 1H NMR (DMSO- d_6 , HMDSO), δ : 1.11-1.33(m, 4H); 1.35-1.54(m, 4H); 1.92(t, J=7.2 Hz, 2H); 2.26(t, J=7.4 Hz, 2H); 2.24-2.66(m, 8H, partially overlapped with a signal of DMSO); 2.83(s, 6H); 3.25-3.50(m, 4H, partially overlapped with a signal of water); 6.64(d, J=8.6 Hz, 2H); 7.00(d, J=8.6 Hz, 2H); 8.67(s, 1H); 10.33(s, 1H). HPLC analysis on Alltima C_{18} column: impurities 1% (column size 4.6 x 150 mm; mobile phase 8% acetonitrile + 92% 0.1M phosphate buffer (pH 2.5); detector UV 215 nm; sample concentration 1.0 mg/ml; flow rate 1.3 mL/min). Anal. Calcd for $C_{22}H_{36}N_4O_3$, containing 1% of inorganic impurities, %: C 64.66, H 8.88, N 13.71. Found, %: C 64.64, H 8.94, N 13.70.

30

- 180 -

Example 168

N-Hydroxy-8-{4-[2-(2-naphthoxy)acetyl]-1-piperazinyl}-8-oxooctanamide (PX118929)

5 The title compound was obtained from N-(benzyloxy)-8-{4-[2-(2-naphthoxy)acetyl]-1-piperazinyl}-8-oxooctanamide (**22f**), using Method S. The crude product was crystallized from acetonitrile, yield 45%. M.p. 139-140.5°C. ¹H NMR (DMSO-d₆, HMDSO), δ: 1.17-1.35(m, 4H); 1.37-1.56(m, 4H); 1.93(t, J=7.2 Hz, 2H); 2.32(t, J=7.0 Hz, 2H); 3.39-3.60(m, 8H, overlapped with a signal of H₂O); 4.97(s, 2H); 7.17-7.51(m, 4H); 7.37-7.89(m, 3H); 8.67(s, 1H); 10.34(s, 1H). TLC: single spot at R_f 0.3 (ethyl acetate-methanol, 4:1; 10 detection - UV-254 nm). Anal. Calcd for C₂₄H₃₁N₃O₅, containing 1% of inorganic impurities, %: C 64.64, H 7.01, N 9.42. Found, %: C 64.64, H 6.96, N 9.45.

Example 169

N-Hydroxy-7-{4-[3-(1H-indol-3-yl)propanoyl]-1-piperazinyl}-7-oxoheptanamide (PX118968)

15

The title compound was obtained from N-(benzyloxy)-7-{4-[3-(1H-indol-3-yl)propanoyl]-1-piperazinyl}-7-oxoheptanamide (**22g**), using Method S. The crude product was crystallized from methanol – ethyl acetate (1:2), yield 40%. M.p. 152.5-153.5°C. ¹H NMR (DMSO-d₆, HMDSO), δ: 1.13-1.33(m, 2H); 1.36-1.57(m, 4H); 1.92(t, J=7.0 Hz, 2H); 2.27(t, J=7.0 Hz, 2H); 2.67(t, J=7.3 Hz, 2H); 2.93(t, J=7.3 Hz, 2H); 3.25-3.52(m, 8H, overlapped with a signal of H₂O); 6.96(t, J=7.3 Hz, 1H); 7.05(t, J=7.3 Hz, 1H); 7.14(d, J=2.0 Hz, 1H); 7.33(d, J=7.3 Hz, 1H); 7.51(d, J=7.3 Hz, 1H); 8.67(s, 1H); 10.34(s, 1H); 10.78(s, 1H). HPLC analysis on Alltima C₁₈ column: impurities 1% (column size 4.6 x 150 mm; mobile 20 phase 20% acetonitrile + 80% 0.1M phosphate buffer (pH 2.5); detector UV 215 nm; sample concentration 0.25 mg/ml; flow rate 1.5 mL/min). Anal. Calcd for C₂₂H₃₀N₄O₄ * 0.5 H₂O * 0.1 EtOAc, %: C 62.59, H 7.42, N 12.81. Found, %: C 62.61, H 7.35, N 12.92.

Example 170

N-Hydroxy-7-[4-(1H-indol-3-ylcarbonyl)-1-piperazinyl]-7-oxoheptanamide (PX118969)

30

The title compound was obtained from N-(benzyloxy)-7-[4-(1H-indol-3-ylcarbonyl)-1-piperazinyl]-7-oxoheptanamide (**22h**), using Method S. The crude product was crystallized from methanol – ethyl acetate (2:3), yield 52%. M.p. 86-88°C. ¹H NMR (DMSO-d₆, 35 HMDSO), δ: 1.16-1.35(m, 2H); 1.39-1.59(m, 4H); 1.93(t, J=7.3 Hz, 2H); 2.32(t, J=7.3 Hz, 2H); 3.43-3.70(m, 8H); 7.04-7.21(m, 2H); 7.44(dd, J=7.3 and 1.5 Hz, 1H); 7.66-7.75(m,

- 181 -

2H); 8.67(s, 1H); 10.34(s, 1H); 11.62(s, 1H). HPLC analysis on Omnispher 5 C₁₈ column: impurities 2% (column size 4.6 x 150 mm; mobile phase 20% acetonitrile + 80% 0.1M phosphate buffer (pH 2.5); detector UV 215 nm; sample concentration 0.5 mg/ml; flow rate 1.3 mL/min). Anal. Calcd for C₂₀H₂₆N₄O₄ * 0.5 H₂O * 0.2 CH₂Cl₂, containing 2% of inorganic impurities, %: C 58.18, H 6.56, N 13.30. Found, %: C 58.12, H 6.54, N 13.33.

Example 171

N-Hydroxy-7-[4-[3-(1H-indol-3-yl)propyl]-1-piperazinyl]-7-oxoheptanamide (PX118970)

10 The title compound was obtained from N-(benzyloxy)-7-[4-[3-(1H-indol-3-yl)propyl]-1-piperazinyl]-7-oxoheptanamide (**22i**), using Method S. The crude product was crystallized from methanol – ethyl acetate (2:3), yield 23%. M.p. 165-166°C. ¹H NMR (DMSO-d₆, HMDSO), δ: 1.11-1.32(m, 2H); 1.35-1.57(m, 4H); 1.79(t, J=7.3 Hz, 2H); 1.92(t, J=7.0 Hz, 2H); 2.18-2.41(m, 10H); 2.68(t, J=7.3 Hz, 2H); 3.42(br s, 4H); 6.90-7.06(m, 2H); 7.10(s, 15 1H); 7.31(d, J=7.3 Hz, 1H); 7.49(d, J=7.3 Hz, 1H); 8.66(s, 1H); 10.32(s, 1H); 10.74(s, 1H). HPLC analysis on μ Bondasphere Phenyl column: impurities 2.5% (column size 4.6 x 150 mm; mobile phase 20% acetonitrile + 80% 0.1M phosphate buffer (pH 2.5); detector UV 210 nm; sample concentration 0.5 mg/ml; flow rate 1.5 mL/min). Anal. Calcd for C₂₂H₃₂N₄O₃, %: C 65.97, H 8.05, N 13.99. Found, %: C 65.85, H 8.10, N 13.97.

20

Example 172

N-Hydroxy-7-[4-(1H-indol-3-ylmethyl)-1-piperazinyl]-7-oxoheptanamide (PX118978)

25 The title compound was obtained from N-(benzyloxy)-7-[4-(1H-indol-3-ylmethyl)-1-piperazinyl]-7-oxoheptanamide (**22j**), using Method S. The crude product was crystallized from methanol – ethyl acetate (2:3), yield 52%. M.p. 65-67°C. ¹H NMR (DMSO-d₆, HMDSO), δ: 1.10-1.30(m, 2H); 1.34-1.56(m, 4H); 1.91(t, J=7.3 Hz, 2H); 2.24(t, J=7.0 Hz, 2H); 2.23-2.50(m, 4H, overlapped with a signal of DMSO); 3.25-3.48(m, 4H, overlapped with a signal of water); 3.65(s, 2H); 6.97(t, J=7.3 Hz, 1H); 7.07(t, J=7.3 Hz, 1H); 7.23(s, 30 1H); 7.34(d, J=7.3 Hz, 1H); 7.63(d, J=7.3 Hz, 1H); 8.66(s, 1H); 10.32(s, 1H); 10.96(s, 1H). HPLC analysis on Omnispher C₁₈ column: impurities 2% (column size 4.6 x 150 mm; mobile phase 15% acetonitrile + 85% 0.1M phosphate buffer (pH 2.5); detector UV 210 nm; sample concentration 0.5 mg/ml; flow rate 1.0 mL/min). Anal. Calcd for C₂₀H₂₈N₄O₃ * 0.4 H₂O * 0.25 EtOAc, containing 4% of inorganic material, %: C 60.49, H 7.86, N 13.44. Found, %: C 60.65, H 7.43, N 13.39.

35

- 182 -

Example 173

7-[4-(3,4-Dimethylphenyl)-1-piperazinyl]-N-hydroxy-7-oxoheptanamide (PX118994)

5 The title compound was obtained from N-(benzyloxy)-7-[4-(3,4-dimethylphenyl)-1-piperazinyl]-7-oxoheptanamide (22k), using Method S. The crude product was crystallized from acetonitrile, yield 73%. M.p. 119.5-120.5°C. ¹H NMR (DMSO-d₆, HMDSO), δ: 1.18-1.34(m, 2H); 1.39-1.59(m, 4H); 1.93(t, J=7.3 Hz, 2H); 2.11(s, 3H); 2.16(s, 3H); 2.32(t, J=7.3 Hz, 2H); 2.93-3.09(m, 4H); 3.49-3.61(m, 4H); 6.66(dd, J=8.8 and 2.2 Hz, 1H); 6.76(d, J=2.2 Hz, 1H); 6.97(d, J=8.8 Hz, 1H); 8.67(d, J=1.5 Hz 1H); 10.34(s, 1H). HPLC analysis on Alltima C₁₈ column: impurities <2% (column size 4.6 x 150 mm; mobile phase 25% acetonitrile + 75% 0.1M phosphate buffer (pH 2.5); detector UV 210 nm; sample concentration 1.0 mg/ml; flow rate 1.5 mL/min). Anal. Calcd for C₁₉H₂₉N₃O₃, %: C 65.68, H 8.41, N 12.09. Found, %: C 65.65, H 8.54, N 12.09.

15

Example 174

8-[4-(3-Fluorophenyl)-piperazin-1-yl]-8-oxooctanoic acid hydroxyamide (PX118859)

The title compound was obtained using methods analogous to those described above. M.p. 149-150.5°C. ¹H NMR (DMSO-d₆, HMDSO) δ: 1.19-1.37(m, 4H); 1.39-1.58(m, 4H); 1.93(t, J=7.5 Hz, 2H); 2.32(t, J=7.4 Hz, 2H); 2.88-3.04(m, 4H); 3.54-3.65(m, 4H); 6.93-7.22(m, 4H); 8.65(br s, 1H); 10.32(s, 1H). HPLC analysis on Alltima C₁₈: ~1% impurities (column size 4.6x150mm; mobile phase 35% acetonitrile + 65% 0.1M phosphate buffer (pH 2.5); detector UV 220nm; sample concentration 0.5 mg/ml; flow rate 1.5 mL/min). Anal. Calcd. for C₁₈H₂₆FN₃O₃, %: C 61.52, H 7.46, N 11.96. Found, %: C 61.45, H 7.48, N 11.88

25

Example 175

8-Oxo-8-[4-(3-trifluoromethylphenyl)-piperazin-1-yl]-octanoic acid hydroxyamide (PX118860)

30

The title compound was obtained using methods analogous to those described above. M. p. 126-128°C. ¹H NMR (DMSO-d₆, HMDSO) δ: 1.16-1.37(m, 4H); 1.38-1.59(m, 4H); 1.93(t, J=7.4 Hz, 2H); 2.33(t, J=7.0 Hz, 2H); 3.14-3.39(m, 4H, overlapped with a signal of water); 3.52-3.65(m, 4H); 7.09(d, J=7.6 Hz, 1H); 7.18(s, 1H); 7.22(d, J=8.4 Hz, 1H); 7.43(t, J=8.0 Hz, 1H); 8.64(s, 1H); 10.32(s, 1H). HPLC analysis on Omnispher 5 C₁₈: <1% impurities (column size 4.6 x 150 mm; mobile phase 40% acetonitrile + 60% 0.1M

35

- 183 -

phosphate buffer (pH 2.5); detector UV 254 nm; sample concentration 0.5 mg/ml; flow rate 1.5 mL/min). Anal. Calcd for $C_{19}H_{26}F_3N_3O_3$, %: C 56.85, H 6.53, N 10.47. Found, %: C 56.62, H 6.48, N 10.40.

5

Example 176

8-{4-[Bis-(4-fluorophenyl)-methyl]-piperazin-1-yl}-8-oxo octanoic acid hydroxyamide
(PX118898)

The title compound was obtained using methods analogous to those described above.
10 M.p. foam. 1H NMR (DMSO- d_6 , HMDSO) δ : 1.16-1.35(m, 4H); 1.38-1.58(m, 4H); 1.91(t, J=7.4 Hz, 2H); 2.15-2.30(m, 6H); 3.52-3.65(m, 4H, overlapped with a signal of water); 4.39(s, 1H); 7.13(t, J=8.6 Hz, 4H); 7.44(dd, J=8.6 and 5.6 Hz, 4H); 8.65(br s, 1H); 10.31(br s, 1H). HPLC analysis on Alltima C_{18} : ~3.5% impurities. (column size 4.6 x 150 mm; mobile phase 70% acetonitrile + 30% 0.1M phosphate buffer (pH 2.5); detector UV
15 220 nm; sample concentration 1.0 mg/ml; flow rate 1.3 mL/min). Anal. Calcd for $C_{25}H_{31}F_2N_3O_3 \cdot 0.25 H_2O$, %: C 64.71, H 6.84, N 9.06. Found, %: C 64.50, H 6.81, N 8.90.

Example 177

20 8-(3-Methyl-4-m-tolyl-piperazin-1-yl)-8-oxo octanoic acid hydroxyamide (PX118899)

The title compound was obtained using methods analogous to those described above.
M.p. 75- 76°C. 1H NMR (DMSO- d_6 , HMDSO) δ : 0.82 and 0.90(d and d, J=6.6 Hz, 3H); 1.14-1.35(m, 4H); 1.39-1.59(m, 4H); 1.93(t, J=7.2 Hz, 2H); 2.24(s, 3H); 2.13-2.42(m, 2H);
25 2.80-3.53(m, 5H, partly overlapped with a signal of H_2O); 3.62-4.31(m, 2H); 6.59(d, J=7.8 Hz, 1H); 6.69(d, J=7.8 Hz, 1H); 6.72(s, 1H); 7.09(t, J=7.8 Hz, 1H); 8.65(s, 1H); 10.32(s, 1H). HPLC analysis on Omnispher 5 C_{18} : ~1.8% impurities (column size 4.6 x 150 mm; mobile phase 30% acetonitrile + 70% 0.1M phosphate buffer (pH 2.5); detector UV 220 nm; sample concentration 1.0 mg/ml; flow rate 1.2 mL/min). Anal. Calcd. for $C_{20}H_{31}N_3O_3$,
30 %: C 66.45, H 8.64, N 11.62. Found, %: C 66.43, H 8.67, N 11.52.

Example 178

8-[4-(2-1H-Indol-3-yl-acetyl)-piperazin-1-yl]-8-oxo octanoic acid hydroxyamide (PX118900)

35 The title compound was obtained using methods analogous to those described above.
M.p. foam. 1H NMR (DMSO- d_6 , HMDSO) δ : 1.10-1.31(m, 4H); 1.34-1.56(m, 4H); 1.93(t,

- 184 -

J=7.2 Hz, 2H); 2.18-2.35(m, 2H); 3.20-3.58(m, 8H, overlapped with a signal of H₂O); 3.79(s, 2H); 6.96(t, J=7.0 Hz, 1H); 7.07(t, J=7.0 Hz, 1H); 7.21(s, 1H); 7.34(d, J=7.8 Hz, 1H); 7.55(d, J=7.8 Hz, 1H); 8.65(s, 1H); 10.32(s, 1H); 10.93(s, 1H). HPLC analysis on Alltima C₁₈: ~7.5% impurities (column size 4.6 x 150 mm; mobile phase 30% acetonitrile + 70% 0.1M phosphate buffer (pH 2.5); detector UV 220 nm; sample concentration 1.0 mg/ml; flow rate 1.0 mL/min). Anal. Calcd. for C₂₂H₃₀N₄O₄ * 0.1H₂O * 0.1EtOAc., containing 3% of inorganic impurities, %: C 61.39, H 7.13, N 12.78. Found, %: C 61.45, H 7.08, N 12.81.

10

Example 179

8-(4-Diphenylacetyl-piperazin-1-yl)-8-oxo octanoic acid hydroxyamide (PX118901)

15

The title compound was obtained using methods analogous to those described above. M.p. foam. ¹H NMR (DMSO-d₆, HMDSO) δ: 1.14-1.30(m, 4H); 1.34-1.54(m, 4H); 1.93(t, J=7.2 Hz, 2H); 2.17-2.32(m, 2H); 3.09-3.21(m, 2H); 3.30-3.58(m, 6H, overlapped with a signal of H₂O); 5.55(s, 1H); 7.15-7.37(m, 10H); 8.66(s, 1H); 0.33(s, 1H). HPLC analysis on Omnispher 5 C₁₈: ~2.2% impurities. (column size 4.6 x 150 mm; mobile phase 60% acetonitrile + 40% 0.1M phosphate buffer (pH 2.5); detector UV 220 nm; sample concentration 0.5 mg/ml; flow rate 1.2 mL/min.) Anal Calcd for C₂₆H₃₃N₃O₄ * 0.5 MeOH, %: C 68.07, H 7.54, N 8.99. Found, %: C 68.04, H 7.23, N 8.99.

20

Example 180

8-[4-(2-Naphthalen-2-yl-acetyl)-piperazin-1-yl]-8-oxo octanoic acid hydroxyamide (PX118902)

25

The title compound was obtained using methods analogous to those described above. M.p. foam. ¹H NMR (DMSO-d₆, HMDSO) δ: 1.12-1.32(m, 4H); 1.35-1.56(m, 4H); 1.92(t, J=7.4 Hz, 2H); 2.28(t, J=6.8 Hz, 2H); 3.26-3.58(m, 8H, overlapped with a signal of H₂O); 3.91(s, 2H); 7.39(dd, J=8.4 and 1.8 Hz, 1H); 7.45-7.54(m, 2H); 7.73(s, 1H); 7.79-7.92(m, 3H); 8.67(s, 1H); 10.33(s, 1H). HPLC analysis on Alltima C₁₈: ~5% impurities (column size 4.6 x 150 mm; mobile phase 40% acetonitrile + 60% 0.1M phosphate buffer (pH 2.5); detector UV 220 nm; sample concentration 0.5 mg/ml; flow rate 1.3 mL/min.) Anal. Calcd. for C₂₄H₃₁N₃O₄ * 0.75 H₂O, %: C 65.66, H 7.46, N 9.57. Found, %: C 65.52, H 7.40, N 9.43.

30

35

- 185 -

Example 181

8-[4-[4-(1-Hydroxyimino-ethyl)-phenyl]-piperazin-1-yl]-8-oxo octanoic acid hydroxyamide
(PX118903)

5 The title compound was obtained using methods analogous to those described above.
M.p. 147-147.5°C. ¹H NMR (DMSO-d₆, HMDSO) δ: 1.18-1.35(m, 4H); 1.37-1.57(m, 4H);
1.93(t, J=7.4 Hz, 2H); 2.09(s, 3H); 2.33(t, J=7.2 Hz, 2H); 3.06-3.25(m, 4H); 3.51-3.65(m,
4H); 6.94(d, J=8.8 Hz, 2H); 7.51(d, J=8.8 Hz, 2H); 8.65(s, 1H); 10.32(s, 1H); 10.86(s, 1H).
HPLC analysis on Zorbax SB 5 C₁₈: ~5% of acetophenone derivative (sample contains ca.
10 5% of the corresponding methylketone 8-[4-(4-acetylphenyl)-1-piperazinyl]-N-hydroxy-8-
oxooctanamide). (column size 4.6 x 150 mm; mobile phase acetonitrile – 0.1M phosphate
buffer (pH 2.5), gradient 15 min from 20:80 to 100:0; detector UV 254 nm; sample
concentration 0.5 mg/ml; flow rate 1.0 mL/min.) Anal. Calcd. for C₂₀H₃₀N₄O₄ containing
5% of the acetophenone C₂₀H₂₉N₃O₄, %: C 61.63, H 7.75, N 14.20. Found, %: C 61.67, H
15 7.76, N 13.76.

Example 182

8-Oxo-8[4-(3-phenylallyl)-piperazin-1-yl]-octanoic acid hydroxyamide (PX118904)

20 The title compound was obtained using methods analogous to those described above. M.
p. foam. ¹H NMR (DMSO-d₆, HMDSO) δ: 1.14-1.32(m, 4H); 1.36-1.55(m, 4H); 1.93(t,
J=7.3 Hz, 2H); 2.19-2.45(m, 6H); 3.10(d, J=6.6 Hz, 2H); 3.27-3.51(m, 4H, overlapped
with a signal of H₂O); 6.29(dt, J=6.60 and 16.2 Hz, 1H); 6.54(d, J=16.2 Hz, 1H); 7.15-
7.48(m, 3H); 7.44(d, J=6.6 Hz, 2H); 8.67(br s, 1H); 10.33(s, 1H). HPLC analysis on Alltima
25 C₁₈: ~5% impurities (column size 4.6 x 150 mm; mobile phase 20% acetonitrile + 80%
0.1M phosphate buffer (pH 2.5); detector UV 220 nm; sample concentration 1.0 mg/ml;
flow rate 1.5 mL/min.) Anal. Calcd. for C₂₁H₃₁N₃O₃ * 0.5 H₂O, %:
C 65.94, H 8.43, N 10.99. Found, %: C 66.05, H 8.28, N 10.94.

Example 183

8-[4-(2-Naphthalen-2-yl-ethyl)-piperazin-1-yl]-8-oxo octanoic acid hydroxyamide
(PX118908)

35 The title compound was obtained using methods analogous to those described above. M.
p. 118-120°C. ¹H NMR (DMSO-d₆, HMDSO) δ: 1.16-1.34(m, 4H); 1.36-1.56(m, 4H);
1.92(t, J=7.3 Hz, 2H); 2.27(t, J=7.6 Hz, 2H); 2.34-2.55(m, 4H, overlapped with a signal of

- 186 -

DMSO); 2.63(t, J=8.4 Hz, 2H); 2.92(t, J=8.4 Hz, 2H); 3.28-3.52 (m, 4H, overlapped with a signal of H₂O); 7.37-7.53(m, 3H); 7.73(s, 1H); 7.77-7.91(m, 3H); 8.67(s, 1H); 10.33(s, 1H). HPLC analysis on Omnispher 5 C₁₈: ~1.5% impurities (column size 4.6 x 150 mm; mobile phase 25% acetonitrile + 75% 0.1M phosphate buffer (pH 2.5); detector UV 220 nm; sample concentration 0.5 mg/ml; flow rate 1.2 mL/min.) Anal. Calcd. for C₂₄H₃₃N₃O₃, %: C 70.04, H 8.08, N 10.21. Found, %: C 69.31, H 8.11, N 10.20.

Example 184

8-[4-(2,2-Diphenyl-ethyl)-piperazin-1-yl]-8-oxo octanoic acid hydroxyamide (PX118909)

The title compound was obtained using methods analogous to those described above. M. p. 117-118°C. ¹H NMR (DMSO-d₆, HMDSO) δ: 1.12-1.31(m, 4H); 1.34-1.54(m, 4H); 1.91(t, J=7.4 Hz, 2H); 2.23(t, J=7.4 Hz, 2H); 2.31-2.48(m, 4H, overlapped with a signal of DMSO); 2.94(d, J=7.6 Hz, 2H); 3.26-3.48 (m, 4H, overlapped with a signal of H₂O); 4.26(t, J=7.6 Hz, 1H); 7.09-7.40(m, 10H); 8.65(s, 1H); 10.31(s, 1H). HPLC analysis on Alltima C₁₈: <1% impurities. (column size: 4.6 x 150 mm; mobile phase 25% acetonitrile + 75% 0.1M phosphate buffer (pH 2.5); detector UV 215 nm; sample concentration 1.0 mg/ml; flow rate 1.15 mL/min.) Anal. Calcd. for C₂₆H₃₅N₃O₃, %: C 71.37, H 8.06, N 9.60. Found, %: C 71.01, H 8.11, N 9.59.

Biological Activity

Candidate compounds were assessed for their ability to inhibit deacetylase activity (biochemical assays) and to inhibit cell proliferation (cell-based antiproliferation assays), as described below.

Primary Assay (1): Deacetylase Activity

Briefly, this assay relies on the release of radioactive acetate from a radioactively labelled histone fragment by the action of HDAC enzyme. Test compounds, which inhibit HDAC, reduce the yield of radioactive acetate. Signal (e.g., scintillation counts) measured in the presence and absence of a test compound provide an indication of that compound's ability to inhibit HDAC activity. Decreased activity indicates increased inhibition by the test compound.

- 187 -

The histone fragment was an N-terminal sequence from histone H4, and it was labelled with radioactively labelled acetyl groups using tritiated acetylcoenzyme A (coA) in conjunction with an enzyme which is the histone acetyltransferase domain of the transcriptional coactivator p300. 0.33 mg of peptide H4 (the N-terminal 20 amino acids of histone H4, synthesized using conventional methods) were incubated with His6-tagged p300 histone acetyltransferase domain (amino acids 1195-1673, expressed in *E. coli* strain BLR(DE3)pLysS (Novagen, Cat. No. 69451-3) and 3H-acetyl coA (10 μ L of 3.95 Ci/mmol; from Amersham) in a total volume of 300 μ L of HAT buffer (50 mM TrisCl pH 8, 5% glycerol, 50 mM KCl, 0.1 mM ethylenediaminetetraacetic acid (EDTA), 1 mM dithiothreitol (DTT) and 1 mM 4-(2-aminoethyl)-benzenesulfonylfluoride (AEBSF)). The mixture was incubated at 30°C for 45 min after which the His-p300 was removed using nickel-trinitrioloacetic acid agarose (Qiagen, Cat No. 30210). The acetylated peptide was then separated from free acetyl coA by size exclusion chromatography on Sephadex G-15 (Sigma G-15-120), using distilled H₂O as the mobile phase.

After purification of the radiolabelled histone fragment, it was incubated with a source of HDAC (e.g., an extract of HeLa cells (a rich source of HDAC), recombinantly produced HDAC1 or HDAC2) and any released acetate was extracted into an organic phase and quantitatively determined using scintillation counting. By including a test compound with the source of HDAC, that compound's ability to inhibit the HDAC was determined.

Primary Assay (2): Deacetylase Activity: Fluorescent Assay

Alternatively, the activity of the compounds as HDAC inhibitors was determined using a commercially available fluorescent assay kit: (Fluor de Lys™, BioMol Research Labs, Inc., Plymouth Meeting, USA). HeLa extract was incubated for 1 hour at 37°C in assay buffer (25 mM HEPES, 137 mM NaCl, 2.7 mM KCl, 1 mM MgCl₂, pH 8.0) with 15 μ M acetylated substrate in the presence of test compound (HDAC inhibitor). The extent of deacetylation was determined by the addition of 50 μ L of a 1-in-500 dilution of Developer, and measurement of the fluorescence (excitation 355 nm, emission 460 nm), according to the instructions provided with the kit.

Extensive comparative studies have shown that Primary Assay (1) and Primary Assay (2), discussed above, yield equivalent results. Primary Assay results reported herein are (a) exclusively from (1); (b) exclusively from (2); or (c) from both (1) and (2).

HeLa Cell Extract

The HeLa cell extract was made from HeLa cells (ATCC Ref. No. CCL-2) by freeze-thawing three times in 60 mM TrisCl pH 8.0, 450 mM NaCl, 30% glycerol. Two cell
5 volumes of extraction buffer were used, and particulate material was centrifuged out (20800 g, 4°C, 10 min). The supernatant extract having deacetylase activity was aliquotted and frozen for storage.

Recombinantly Produced HDAC1 and HDAC2

10

Recombinant plasmids were prepared as follows.

Full length human HDAC1 was cloned by PCR using a λ gt11 Jurkat cDNA library (Clontech-HL5012b). The amplified fragment was inserted into the EcoRI-Sall sites of
15 pFlag-CTC vector (Sigma-E5394), in frame with the Flag tag. A second PCR was carried out in order to amplify a fragment containing the HDAC1 sequence fused to the Flag tag. The resulting fragment was subcloned into the EcoRI-Sac1 sites of the baculovirus transfer vector pAcHTL-C (Pharmingen-21466P).

20 Full length mouse HDAC2 was subcloned into pAcHLT-A baculovirus transfer vector (Pharmingen-21464P) by PCR amplification of the EcoRI-Sac1 fragment from a HDAC2-pFlag-CTC construct.

Recombinant protein expression and purification was performed as follows.

25

HDAC1 and HDAC2 recombinant baculoviruses were constructed using BaculoGold Transfection Kit (Pharmingen-554740). Transfer vectors were co-transfected into SF9 insect cells (Pharmingen-21300C). Amplification of recombinant viruses was performed according to the Pharmingen Instruction Manual. SF9 cells were maintained in serum-free SF900 medium (Gibco 10902-096).
30

For protein production, 2×10^7 cells were infected with the appropriate recombinant virus for 3 days. Cells were then harvested and spun at 3,000 rpm for 5 minutes. They were then washed twice in PBS and resuspended in 2 pellet volumes of lysis buffer (25 mM
35 HEPES pH 7.9, 0.1 mM EDTA, 400 mM KCl, 10% glycerol, 0.1% NP-40, 1 mM AEBSF). Resuspended cells were frozen on dry ice and thawed at 37°C 3 times and centrifuged for

- 189 -

10 minutes at 14,000 rpm. The supernatant was collected and incubated with 300 μ l of 50% Ni-NTA agarose bead slurry (Qiagen-30210). Incubation was carried out at 4°C for 1 hour on a rotating wheel. The slurry was then centrifuged at 500 g for 5 minutes. Beads were washed twice in 1 ml of wash buffer (25 mM HEPES pH7.9, 0.1 mM EDTA, 150 mM KCl, 10% glycerol, 0.1% NP-40, 1 mM AEBSF). Protein was eluted 3 times in 300 μ l elution buffer (25 mM HEPES pH 7.9, 0.1 mM EDTA, 250 mM KCl, 10% glycerol, 0.1% NP-40, 1 mM AEBSF) containing increasing concentrations of imidazole: 0.2 M, 0.5 M and 1 M. Each elution was performed for 5 minutes at room temperature. Eluted protein was kept in 50% glycerol at -70°C.

Assay Method

A source of HDAC (e.g., 2 μ L of crude HeLa extract, 5 μ L of HDAC1 or HDAC2; in elution buffer, as above) was incubated with 3 μ L of radioactively labelled peptide along with appropriate dilutions of candidate compounds (1.5 μ L) in a total volume of 150 μ L of buffer (20 mM Tris pH 7.4, 10% glycerol). The reaction was carried out at 37°C for one hour, after which the reaction was stopped by adding 20 μ L of 1 M HCl / 0.4 M sodium acetate. Then, 750 μ L of ethyl acetate was added, the samples vortexed and, after centrifugation (14000 rpm, 5 min), 600 μ L from the upper phase were transferred to a vial containing 3 mL of scintillation liquid (UltimaGold, Packard, Cat. No. 6013329). Radioactivity was measured using a Tri-Carb 2100TR Liquid Scintillation Analyzer (Packard).

Percent activity (% activity) for each test compound was calculated as:

$$\% \text{ activity} = \{ (S^C - B) / (S^\circ - B) \} \times 100$$

wherein S^C denotes signal measured in the presence of enzyme and the compound being tested, S° denotes signal measured in the presence of enzyme but in the absence of the compound being tested, and B denotes the background signal measured in the absence of both enzyme and compound being tested. The IC50 corresponds to the concentration which achieves 50% activity.

IC50 data for several compounds of the present invention, as determined using this assay, are also shown in Table 1, below.

- 190 -

Measurement of cell viability in the presence of increasing concentration of test compound at different time points is used to assess both cytotoxicity and the effect of the compound on cell proliferation.

5 Secondary Assay: Cell Proliferation

Compounds with HDAC inhibition activity, as determined using the primary assay, were subsequently evaluated using secondary cell-based assays. The following cell lines were used:

10

HeLa - Human cervical adenocarcinoma cell line (ATCC ref. No. CCL-2).

K11 – HPV E7 transformed human keratinocyte line provided by Pidder Jansen-Duerr, Institut für Biomedizinische Altersforschung, Innsbruck, Austria.

15

NHEK-Ad – Primary human adult keratinocyte line (Cambrex Corp., East Rutherford, NJ, USA).

JURKAT – Human T-cell line (ATCC no. TIB-152).

20

Assay Method

Cells were cultured, exposed to candidate compounds, and incubated for a time, and the number of viable cells was then assessed using the Cell Proliferation Reagent WST-1 from Boehringer Mannheim (Cat. No. 1 644 807), described below.

25

Cells were plated in 96-well plates at $3-10 \times 10^3$ cells/well in 100 μ L of culture medium. The following day, different concentrations of candidate compounds were added and the cells incubated at 37°C for 48 h. Subsequently, 10 μ L/well of WST-1 reagent was added and the cells reincubated for 1 hour. After the incubation time, absorbance was measured.

30

WST-1 is a tetrazolium salt which is cleaved to formazan dye by cellular enzymes. An expansion in the number of viable cells results in an increase in the overall activity of mitochondrial dehydrogenases in the sample. This augmentation in the enzyme activity leads to an increase in the amount of formazan dye formed, which directly correlates to the number of metabolically active cells in the culture. The formazan dye produced is

35

- 191 -

quantified by a scanning multiwell spectrophotometer by measuring the absorbance of the dye solution at 450 nm wavelength (reference wavelength 690 nm).

Percent activity (% activity) in reducing the number of viable cells was calculated for each test compound as:

$$\% \text{ activity} = \{ (S^C - B) / (S^o - B) \} \times 100$$

wherein S^C denotes signal measured in the presence of the compound being tested, S^o denotes signal measured in the absence of the compound being tested, and B denotes the background signal measured in blank wells containing medium only. The IC50 corresponds to the concentration which achieves 50% activity. IC50 values were calculated using the software package Prism 3.0 (GraphPad Software Inc., San Diego, CA), setting top value at 100 and bottom value at 0.

IC50 data for several compounds of the present invention, as determined using this assay, are also shown in Table 2, below.

Measurement of cell viability in the presence of increasing concentration of test compound at different time points is used to assess both cytotoxicity and the effect of the compound on cell proliferation.

Screening in Mice with Intraperitoneal P388 Tumour

Female B6D2F1 hybrid mice weighing 19-23 grams were inoculated with the tumour cell line P388 (10^6 cells in 0.2 mL) intraperitoneally (IP). Inoculation of tumour cells was performed on a Friday and treatment with compounds at a dose of 64 $\mu\text{mol/kg/day}$ started on Day 3 (Monday). The compounds were given as a single daily IP dose for five consecutive days. Compounds were dissolved in DMSO, at a concentration corresponding to 50 μL injection volume per treatment. Treatments were given at the same hour of the day (within one hour). Five mice in each group were treated with compounds, and with each series of experiments, control groups (not treated, and DMSO-treated) were included. Moribund mice were euthanised, and the day of death was recorded. Log-rank analysis of the survival data was performed using the statistical software SAS v8.1 (SAS Institute, Cary, NC, USA).

Biological Data

IC50 (or percent activity) data for several compounds of the present invention, as determined using the assays described above are summarised in Table 1 and Table 2, below.

The results of in vivo studies of mice with intraperitoneal P388 tumour for several compounds of the present invention, using the methods described above, are summarised in Table 3.

Compound		HDAC Inhibition (IC50 unless otherwise specified)		
No.	Ref.	HeLa	HDAC1	HDAC2
1	TSA	5 nM	15 nM	17 nM
2	SAHA	189 nM	-	-
3	PX117403	28% @ 500 nM	-	-
4	PX117404	35% @ 500 nM	-	-
5	PX117764	785 nM	-	-
6	PX117768	175 nM	-	-
7	PX118490	59% @ 100 nM	-	-
8	PX118491	47% @ 100 nM	-	-
9	PX118807	60% @ 100nM	-	-
10	PX118810	46 nM	-	-
11	PX118811	42 nM	-	-
12	PX118812	26 nM	-	-
13	PX118791	36 nM	-	-
14	PX118792	34 nM	-	-
15	PX118793	188 nM	-	-
16	PX118794	74 nM	-	-
17	PX118830	133 nM	-	-
18	PX118831	194 nM	-	-
19	PX118832	212 nM	-	-
20	PX118844	286 nM	-	-
21	PX118846	3.4 nM	-	-
22	PX118847	31 nM	-	-
23	PX118848	44% @100 nM	-	-
24	PX118849	26 nM	-	-
25	PX118850	70 nM	-	-

- 193 -

Compound		Cell Proliferation Inhibition WST-1 (IC50 unless otherwise specified)			
No.	Ref.	HeLa	K11	NHEK-AD	Jurkat
	TSA	350 nM	0.38 μ M	0.2 μ M	42 nM
	Oxamflatin	-	4.82 μ M	3.53 μ M	170 nM
	MS-275	-	9.16 μ M	3.1 μ M	365 nM
	SAHA	-	6.82 μ M	5.37 μ M	750 nM
1	PX117403	-	-	-	-
2	PX117404	-	-	-	-
3	PX117764	29.2 μ M	9.45 μ M	-	2.68 μ M
4	PX117768	3.30 μ M	8.67 μ M	-	1.04 μ M
5	PX118490	1.00 μ M	2.49 μ M	-	460 nM
6	PX118491	18 μ M	8.24 μ M	-	3.21 μ M

Compound	Log rank statistic	Wilcoxon statistic	No. of mice
-	6.8173	1556.0	25
DMSO	6.4056	1290.0	20
PX118490	-3.3797	-654.0	5
PX118807	-4.6177	-750.0	5
PX118871	-3.4210	-605.0	5
PX118875	-3.0949	-525.0	5
PX118882	-4.9869	-613.0	5
PX118893	-3.5651	-725.0	5
PX118905	-4.0610	-565.0	5
PX118907	-4.1247	-817.0	5
PX118910	-9.6221	-869.0	5

* * *

- 5 The foregoing has described the principles, preferred embodiments, and modes of operation of the present invention. However, the invention should not be construed as limited to the particular embodiments discussed. Instead, the above-described
- embodiments should be regarded as illustrative rather than restrictive, and it should be appreciated that variations may be made in those embodiments by workers skilled in the
- 10 art without departing from the scope of the present invention as set out in the appended claims.

REFERENCES

5 A number of patents and publications are cited herein in order to more fully describe and disclose the invention and the state of the art to which the invention pertains. Full citations for these references are provided herein. Each of these references is incorporated herein by reference in its entirety into the present disclosure.

- 10 Alpegiani et al., 1999, "Preparation of succinyl piperidinamides, morpholinamides, piperazinamides, and analogs as matrix metalloprotease inhibitors," published international (PCT) patent application number WO 99/02510, published 21 January 1999.
- Andrews et al., 2000, Int. J. Parasitol., Vol. 30, No. 6, pp. 761-768.
- Bair et al., 2002, "Deacetylase Inhibitors," published international (PCT) patent application number WO 02/22577, published 21 March 2002.
- 15 Barlaam et al., 2000, "Preparation of arylpiperazines as metalloproteinase inhibiting agents (MMP)," published international (PCT) patent application number WO 00/12478, published 9 March 2000.
- Barlaam et al., 2001, "Preparation of arylpiperazines and arylpiperidines as metalloproteinase inhibiting agents," published international (PCT) patent application number WO 01/62751, published 30 August 2001.
- 20 Barta et al., 2000, "Synthesis and activity of selective MMP inhibitors with an aryl backbone," Bioorg. Med. Chem. Lett., Vol. 10, No. 24, pp. 2815-2817.
- Baxter et al, 2000, "Preparation of hydroxamic acid derivatives as inhibitors of matrix metalloproteinases," published international (PCT) patent application number
- 25 WO 00/69839, published 23 November 2000.
- Baxter et al., 1999, "Hydroxamic and carboxylic acid derivatives having MMP and TNF inhibitory activity," published international (PCT) patent application number WO 99/24399, published 20 May 1999.
- 30 Bedell et al., 2000, "Preparation of hydroxamic acid derivatives as matrix metalloprotease inhibitors," published international (PCT) patent application number WO 00/69819, published 23 November 2000.
- Bedell et al., 2001, "Preparation of sulfonyl aryl or heteroaryl hydroxamic acid compounds as inhibitors of matrix metalloproteinase," published international (PCT) patent application number WO 01/85680, published 15 November 2001.

- Bernhard, D. et al., 1999, "Apoptosis induced by the histone deacetylase inhibitor sodium butyrate in human leukemic lymphoblasts," FASEB J., Vol. 13, No. 14, pp. 1991-2001.
- Bernstein et al., 2000, Proc. Natl. Acad. Sci. USA, Vol. 97, No. 25, pp. 13708-13713.
- 5 Billedeau et al., 2000, "Preparation of amino acid sulfonamide hydroxamates as inhibitors of procollagen C-proteinase," published international (PCT) patent application number WO 00/37436, published 29 June 2000.
- Billedeau RJ et al (2000) "Preparation of amino acid sulfonamide hydroxamates as inhibitors of procollagen C-proteinase." US patent US6492394.
- 10 Brehm, A., et al., 1998, "Retinoblastoma protein recruits histone deacetylase to repress transcription," Nature, 1998, Vol. 391, pp. 597-601.
- Broadhurst et al., 1993, "Preparation of oxoheterocyclyl-substituted hydroxamic acid derivatives as collagenase inhibitors," published European patent application number EP 574 758, published 22 December 1993.
- 15 Broadhurst et al., 1995, "Hydroxamic acid derivatives with tricyclic substitution, usefulas collagenase inhibitors," published European patent application number EP 684 240 published 29 November 1995.
- Buchwald, S.L., et al., 2000a, J. Org. Chem., Vol. 65, p. 1144;
- Buchwald, S.L., et al., 2000b, J. Org. Chem., Vol. 65, p. 1158;
- 20 Buchwald, S.L., et al., 2001, J. Org. Chem., Vol. 66, p. 3820;
- Chang et al., 2000, Nucleic Acids Res., Vol. 28, No. 20, pp. 3918-3925.
- Chong L et al (2002) "Preparation of hydroxamic acid peptide deformylase inhibitors as antibacterial agents." Published PCT application WO0228829
- Cornell et al., 1998, published Japanese patent application, publication number JP
- 25 10114681 A2.
- Dangond et al., 1998, Biochem. Biophys. Res. Commun., Vol. 242, No. 3, pp. 648-652.
- David, G., et al., 1998, Oncogene, Vol. 16(19), pp. 2549-2556.
- Davie, J.R., 1998, "Covalent modifications of histones: expression from chromatic templates," Curr. Opin. Genet. Dev., Vol. 8, pp. 173-178.
- 30 De Crescenzo et al., 2000, "Preparation of sulfamato hydroxamic acid metalloprotease inhibitors," published international (PCT) patent application number WO 00/46221, published 10 August 2000.
- Desai et al., 1999, Proc. AACR, Vol. 40, abstract #2396.
- Emiliani, S., et al., 1998, "Characterization of a human RPD3 ortholog, HDAC3,"
- 35 Proc. Natl. Acad. Sci. USA, Vol. 95, p. 2795-2800.
- Finnin et al., 1999, Nature, Vol. 401, pp. 188-193.

- 196 -

- Fort, Y. et al., 2001, Tetrahedron, Vol. 57, p. 7657.
- Furukawa et al., 1998, U.S. Patent No. 5834,249, "Process for production of protein,"
10 November 1998.
- Geerts et al., 1998, European patent publication no. EP 0 827 742 A1, published
5 11 March 1998.
- Grozinger et al., 1999, Proc. Natl. Acad. Sci. USA, Vol. 96, pp. 4868-4873.
- Hannah et al., 2001, "Preparation of hydroxamic acid derivatives," published international
(PCT) patent application number WO 01/87870, published 22 November 2001.
- Hartwig, J.F., et al., 1999, J. Org. Chem., Vol. 64, p. 5575.
- 10 Hoshikawa, Y., et al., 1994, Exp. Cell. Res., Vol. 214(1), pp. 189-197.
- Hou et al., 2001, "Binding affinities for a series of selective inhibitors of gelatinase-A using
molecular dynamics with a linear interaction energy approach," J. Phys. Chem. B,
Vol. 105, No. 22, pp. 5304-5315.
- Howe, L., et al., 1999, Crit. Rev. Eukaryot. Gene Expr., Vol. 9(3-4), pp. 231-243.
- 15 lavarone et al., 1999, Mol. Cell Biol., Vol. 19, No. 1, pp. 916-922.
- Kao et al., 2000, Genes & Dev., Vol. 14, p. 55-66.
- Kijima et al., 1993, J. Biol. Chem., Vol. 268, pp. 22429-22435.
- Kim et al., 1999, Oncogene, Vol. 18(15), pp. 2461-2470.
- Kim et al., 2001, Nature Medicine, Vol. 7, No. 4, pp. 437-443.
- 20 Kim, M.S., et al., 2001 "Histone deacetylases induce angiogenesis by negative regulation
of tumour suppressor genes," Nature Medicine, Vol 7. No. 4 pp. 437-443.
- Kimura et al., 1994, Biol. Pharm. Bull., Vol. 17, No. 3, pp. 399-402.
- Kitamura, K., et al., 2000, Br. J. Haematol., Vol. 108(4), pp. 696-702.
- Kouzarides, T., 1999, "Histone acetylases and deacetylases in cell proliferation,"
25 Curr. Opin. Genet. Dev., Vol. 9, No. 1, pp. 40-48.
- Kuusisto et al., 2001, Biochem. Biophys. Res. Commun., Vol. 280, No. 1, pp. 223-228.
- Kwon et al., 1998, Proc. Natl. Acad. Sci. USA, Vol. 95, pp. 3356-3361.
- Laherty, C.D., et al., 1997, Cell, Vol. 89(3), pp. 349-356.
- Lea and Tulsyan, 1995, Anticancer Res., Vol. 15, pp. 879-883.
- 30 Lea et al., 1999, Int. J. Oncol., Vol. 2, pp. 347-352.
- Lin, R.J., et al., 1998, Nature, Vol. 391(6669), pp. 811-814.
- Martin et al., 2000, "Preparation of hydroxamic acid derivatives as proteinase inhibitors,"
published international (PCT) patent application number WO 00/12477, published
9 March 2000.
- 35 McCaffrey et al., 1997, Blood, Vol. 90, No. 5, pp. 2075-2083.
- Mielnicki, L.M., et al., 1999, Exp. Cell. Res., Vol. 249(1), pp. 161-176.

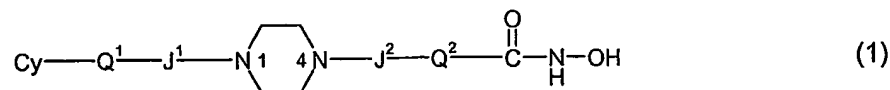
- Ng, H.H. and Bird, A., 2000, Trends Biochem. Sci., Vol. 25(3), pp. 121-126.
- Niki et al., 1999, Hepatology, Vol. 29, No. 3, pp. 858-867.
- Nokajima et al., 1998, Exp. Cell Res., Vol. 241, pp. 126-133.
- Onishi et al., 1996, Science, Vol. 274, pp. 939-940.
- 5 Owen et al., 2000, "Preparation of hydroxamic acid carboxylic acid derivatives for treating conditions associated with matrix metalloproteinase, ADAM or ADAM-TS enzymes," published international (PCT) patent application number WO 00/56704, published 28 November 2000.
- Owen et al., 2001, "Preparation of hydroxamic acid derivatives as matrix metalloprotease (MMP) inhibitors," published international (PCT) patent application number WO 10 01/44189, published 21 June 2001.
- Pazin, M.J., et al., 1997, "What's up and down with histone deacetylation and transcription?," Cell, Vol. 89, No. 3, pp. 325-328.
- Pratt et al., 2001, "Preparation of hydroxamic acid and N-formyl hydroxylamine derivatives as antibacterial agents," published international (PCT) patent application number 15 WO 01/10834, published 15 February 2001.
- Richon et al, 1996, Proc. Natl. Acad. Sci. USA, Vol. 93, pp. 5705-5708.
- Richon et al., 1998, "A class of hybrid polor inducers of transformed cell differentiation inhibits histone deacetylases," Proc. Natl. Acad. Sci. USA, Vol. 95, pp. 3003-3007.
- 20 Saito et al., 1999, Proc. Natl. Acad. Sci. USA, Vol. 96, pp. 4592-4597.
- Saunders, N. et al, 1999 "Histone deacetylase inhibitors as potential anti-skin cancer agents," Cancer Res., Vol. 59, No. 2 pp. 399-404.
- Sonoda, H. et al., 1996, Oncogene, Vol. 13, pp. 143-149.
- Spencer, V.A. and Davie, J.R., 1999, Gene, Vol. 240(1), pp. 1-12.
- 25 Suzuki et al., 1999, "Synthesis and histone deactylase inhibitory activity of new benzamide derivatives," J. Med. Chem., Vol. 42, pp. 3001-3003.
- Takahashi et al., 1996, J. Antibiot. (Tokyo), Vol. 49, No. 5, pp. 453-457.
- Takahashi, I., et al, 1996, "Selective inhibition of IL-2 gene expression by trichostatin A, a potent inhibitor of mammalian histone deacetylase," J. Antibiot. (Tokyo), Vol. 49, 30 No. 5, pp. 453-457.
- Tauton, J., et al., 1996, "A mammalian histone deacetylase related to the yeast transcriptional regulator Rpd3p," Science, Vol. 272, pp. 408-411.
- Tsuji et al., 1976, J. Antibiot. (Tokyo), Vol. 29, No. 1, pp. 1-6.
- Ueda, H., et al., 1994, J. Antibiot. (Tokyo), Vol. 47(3), pp. 315-323.
- 35 Van den Wyngaert et al., 2000, FEBS, Vol. 478, pp. 77-83.
- Vigushin et al., 2001, Clin. Cancer Res., Vol. 7, No. 4, pp. 971-976.

- Warrell et al., 1998, J. Natl. Cancer Inst., Vol. 90, pp. 1621-1625.
- Watkins, C., et al., 2002a, "Carbamic acid compounds comprising a sulfonamide linkage as HDAC inhibitors," published international (PCT) patent application number WO 02/30879(PCT/GB01/04326) published 27 September 2002.
- 5 Watkins, C., et al., 2002b, "Carbamic acid compounds comprising an ether linkage as HDAC inhibitors," published international (PCT) patent application number WO 02/26703(PCT/GB01/04327) published 27 September 2002.
- Watkins, C., et al., 2002c, "Carbamic acid compounds comprising an amide linkage as HDAC inhibitors," published international (PCT) patent application number
- 10 WO 02/26696 (PCT/GB01/04329) published 27 September 2002.
- Wong, J., et al., 1998, EMBO J., Vol. 17(2), pp. 520-534.
- Yang, W.M., et al., 1996, "Transcriptional repression of YY1 is mediated by interaction with a mammalian homolog of the yeast global regulator RPD3," Proc. Natl. Acad. Sci. USA, Vol. 93, pp. 12845-12850.
- 15 Yang, W.M., et al., 1997, "Isolation and characterization of cDNAs corresponding to an additional member of the human histone deacetylase gene family," J. Biol. Chem., Vol 272, pp. 28001-28007.
- Yoshida et al., 1995, Bioessays, Vol. 17, pp. 423-430.
- Yoshida, M. and Horinouchi, S., 1999, Ann. N. Y. Acad. Sci., Vol. 886, pp. 23-36.
- 20 Yoshida, M., Beppu, T., 1988, "Reversible arrest of proliferation of rat 3Y1 fibroblasts in both G1 and G2 phases by trichostatin A," Exp. Cell. Res., Vol. 177, pp. 122-131.
- Yoshida, M., et al., 1990a, J. Biol. Chem., Vol. 265(28), pp. 17174-17179.
- Yoshida, M., et al., 1990b, J. Antibiot. (Tokyo), Vol. 43(9), pp. 1101-1106.

- 199 -

CLAIMS

1. A compound of the formula:



wherein:

Cy is independently a cyclyl group;

Q¹ is independently a covalent bond or cyclyl leader group;

the piperazin-1,4-diyl group is optionally substituted;

J¹ is independently a covalent bond or -C(=O)-;J² is independently -C(=O)- or -S(=O)₂-;Q² is independently an acid leader group;

wherein:

Cy is independently:

C₃₋₂₀carbocyclyl,C₃₋₂₀heterocyclyl, orC₅₋₂₀aryl;

and is optionally substituted;

Q¹ is independently:

a covalent bond;

C₁₋₇alkylene; orC₁₋₇alkylene-X-C₁₋₇alkylene, -X-C₁₋₇alkylene, or C₁₋₇alkylene-X-,

wherein X is -O- or -S-;

and is optionally substituted;

Q² is independently:C₄₋₆alkylene;

and is optionally substituted;

and has a backbone length of at least 4 atoms;

or:

Q² is independently:C₅₋₂₀arylene;C₅₋₂₀arylene-C₁₋₇alkylene;C₁₋₇alkylene-C₅₋₂₀arylene; or,C₁₋₇alkylene-C₅₋₂₀arylene-C₁₋₇alkylene;

and is optionally substituted;

and has a backbone length of at least 4 atoms;

- 200 -

or a pharmaceutically acceptable salt, solvate, amide, ester, ether, chemically protected form, or prodrug thereof.

* * *

5

2. A compound according to claim 1, wherein the piperazin-1,4-diyl group is unsubstituted or substituted at one or more the 2-, 3-, 5-, and 6-positions with C₁₋₄alkyl.

10

* * *

3. A compound according to claim 1 or 2, wherein:
J¹ is a covalent bond and J² is -C(=O)-; or:
J¹ is -C(=O)- and J² is -C(=O)-; or:
15 J¹ is a covalent bond and J² is -S(=O)₂-.

4. A compound according to claim 1 or 2, wherein:
J¹ is a covalent bond; and J² is -C(=O)-.

20

5. A compound according to claim 1 or 2, wherein:
J¹ is -C(=O)-; and J² is -C(=O)-.

6. A compound according to claim 1 or 2, wherein:
J¹ is a covalent bond; and J² is -S(=O)₂-.

25

* * *

7. A compound according to any one of claims 1 to 6, wherein Q¹ is independently:
a covalent bond; or
30 a cyclyl leader group;
and is optionally substituted.

* * *

35

8. A compound according to any one of claims 1 to 6, wherein Q¹ is independently a cyclyl leader group, and is optionally substituted.

9. A compound according to any one of claims 1 to 6, wherein Q¹ is independently C₁₋₇alkylene, and is optionally substituted.
- 5 10. A compound according to any one of claims 1 to 6, wherein:
Q¹ is independently C₁₋₇alkylene, and is optionally substituted;
J¹ is independently a covalent bond;
J² is independently -C(=O)-.
- 10 11. A compound according to any one of claims 1 to 6, wherein:
Q¹ is independently C₁₋₇alkylene, and is optionally substituted;
J¹ is independently -C(=O)-;
J² is independently -C(=O)-.
- 15 12. A compound according to any one of claims 1 to 6, wherein:
Q¹ is independently C₁₋₇alkylene, and is optionally substituted;
J¹ is independently a covalent bond;
J² is independently -S(=O)₂-.
- 20 13. A compound according to any one of claims 1 to 6, wherein:
Q¹ is independently C₁₋₇alkylene, and is optionally substituted;
J¹ is independently -C(=O)-;
J² is independently -S(=O)₂-.
- 25 14. A compound according to any one of claims 1 to 13, wherein Q¹ is independently C₁₋₃alkylene, and is optionally substituted.
- * * *
- 30 15. A compound according to any one of claims 1 to 6, wherein Q¹ is independently :
C₁₋₇alkylene-X-C₁₋₇alkylene, -X-C₁₋₇alkylene, or C₁₋₇alkylene-X-;
wherein X is -O- or -S-;
and is optionally substituted.
- 35 16. A compound according to any one of claims 1 to 6, wherein Q¹ is independently :
C₁₋₃alkylene-X-C₁₋₃alkylene, -X-C₁₋₃alkylene, or C₁₋₃alkylene-X-;

- 202 -

wherein X is -O- or -S-;
and is optionally substituted.

* * *

5

17. A compound according to any one of claims 1 to 16, wherein Q¹, if other than a covalent bond, is substituted.

10

18. A compound according to claim 17, wherein substituents on Q¹, if present, are independently: halo, hydroxy, ether, C₅₋₂₀aryl, acyl, amino, amido, acylamido, or oxo.

15

19. A compound according to claim 17, wherein substituents on Q¹, if present, are independently: -F, -Cl, -Br, -I, -OH, -OMe, -OEt, -OPr, -Ph, -NH₂, -CONH₂, or =O.

20. A compound according to any one of claims 1 to 16, wherein Q¹, if other than a covalent bond, is unsubstituted.

* * *

20

21. A compound according to any one of claims 1 to 6, wherein Q¹ is independently a covalent bond.

25

22. A compound according to any one of claims 1 to 6, wherein:

Q¹ is independently a covalent bond;

J¹ is independently a covalent bond;

J² is independently -C(=O)-.

30

23. A compound according to any one of claims 1 to 6, wherein:

Q¹ is independently a covalent bond;

J¹ is independently -C(=O)-;

J² is independently -C(=O)-.

- 203 -

24. A compound according to any one of claims 1 to 6, wherein:

Q¹ is independently a covalent bond;

J¹ is independently a covalent bond;

J² is independently -S(=O)₂-.

5

25. A compound according to any one of claims 1 to 6, wherein:

Q¹ is independently a covalent bond;

J¹ is independently -C(=O)-;

J² is independently -S(=O)₂-.

10

* * *

26. A compound according to any one of claims 1 to 25, wherein Q² is independently:

C₄₋₈alkylene;

15

and is optionally substituted;

and has a backbone length of at least 4 atoms.

27. A compound according to any one of claims 1 to 25, wherein Q² is independently a saturated C₄₋₈alkylene group.

20

28. A compound according to any one of claims 1 to 25, wherein Q² is independently a partially unsaturated C₄₋₈alkylene group.

29. A compound according to any one of claims 1 to 25, wherein Q² is independently an aliphatic C₄₋₈alkylene group

25

30. A compound according to any one of claims 1 to 25, wherein Q² is independently a linear C₄₋₈alkylene group.

30

31. A compound according to any one of claims 1 to 25, wherein Q² is independently a saturated aliphatic C₄₋₈alkylene group.

32. A compound according to any one of claims 1 to 25, wherein Q² is independently a saturated linear C₄₋₈alkylene group.

35

33. A compound according to any one of claims 1 to 25, wherein Q² is independently a partially unsaturated aliphatic C₄₋₈alkylene group.
- 5 34. A compound according to any one of claims 1 to 25, wherein Q² is independently a partially unsaturated linear C₄₋₈alkylene group.
35. A compound according to any one of claims 1 to 25, wherein Q² is independently selected from:
10 -(CH₂)₅-; -(CH₂)₆-; -(CH₂)₇-; -(CH₂)₈-;
-CH(CH₃)CH₂CH₂CH₂CH₂-;
-CH₂CH₂CH₂CH₂CH(CH₃)-;
-CH₂CH₂CH₂CH=CH-; and,
-CH₂CH₂CH₂CH₂CH=CH-.
- 15 36. A compound according to any one of claims 1 to 25, wherein Q² is independently selected from:
-(CH₂)₅-, -(CH₂)₆-, -(CH₂)₇-, and -(CH₂)₈-.
- * * *
- 20 37. A compound according to any one of claims 1 to 25, wherein Q², is independently:
C₅₋₂₀arylene;
C₅₋₂₀arylene-C₁₋₇alkylene;
C₁₋₇alkylene-C₅₋₂₀arylene;
25 C₁₋₇alkylene-C₅₋₂₀arylene-C₁₋₇alkylene; or,
and is optionally substituted;
and has a backbone length of at least 4 atoms.
- 30 38. A compound according to any one of claims 1 to 25, wherein Q², is independently:
C₅₋₂₀arylene;
and is optionally substituted;
and has a backbone length of at least 4 atoms.
- 35 39. A compound according to any one of claims 1 to 25, wherein Q², is independently:
C₅₋₂₀arylene-C₁₋₇alkylene;
C₁₋₇alkylene-C₅₋₂₀arylene;

- 205 -

C₁₋₇alkylene-C₅₋₂₀arylene-C₁₋₇alkylene; or,
and is optionally substituted;
and has a backbone length of at least 4 atoms.

- 5 40. A compound according to any one of claims 1 to 25, wherein Q², is independently:
C₅₋₆arylene-C₁₋₇alkylene;
C₁₋₇alkylene-C₅₋₆arylene; or,
C₁₋₇alkylene-C₅₋₆arylene-C₁₋₇alkylene;
and is optionally substituted;
10 and has a backbone length of at least 4 atoms.
41. A compound according to any one of claims 1 to 25, wherein Q², is independently:
phenylene-C₁₋₇alkylene;
C₁₋₇alkylene-phenylene; or,
15 C₁₋₇alkylene-phenylene-C₁₋₇alkylene;
and is optionally substituted;
and has a backbone length of at least 4 atoms.
42. A compound according to any one of claims 1 to 25, wherein Q², is independently:
20 methylene-phenylene;
ethylene-phenylene;
phenylene-methylene;
phenylene-ethylene;
phenylene-ethenylene;
25 methylene-phenylene-methylene;
methylene-phenylene-ethylene;
methylene-phenylene-ethenylene;
ethylene-phenylene-methylene;
ethylene-phenylene-ethylene;
30 ethylene-phenylene-ethenylene;
and is optionally substituted;
and has a backbone length of at least 4 atoms.

* * *

43. A compound according to claim 41 or 42, wherein the phenylene linkage is meta or para.

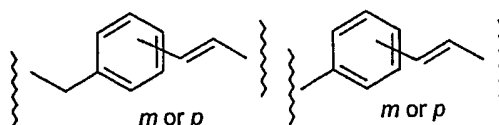
44. A compound according to claim 41 or 42, wherein the phenylene linkage is meta.

5

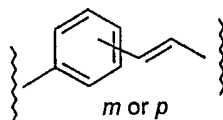
45. A compound according to claim 41 or 42, wherein the phenylene linkage is para.

* * *

10 46. A compound according to any one of claims 1 to 25, wherein Q^2 , is independently:



47. A compound according to any one of claims 1 to 25, wherein Q^2 , is independently:



15

* * *

48. A compound according to any one of claims 1 to 26 and 37 to 41, wherein Q^2 is substituted.

20

49. A compound according to claim 48, wherein substituents on Q^2 are independently:

- (1) ester;
- (2) amido;
- (3) acyl;
- (4) halo;
- (5) hydroxy;
- (6) ether;
- (7) C₁₋₇alkyl, including substituted C₁₋₇alkyl;
- (8) C₅₋₂₀aryl, including substituted C₅₋₂₀aryl;
- (9) sulfonyl;
- (10) sulfonamido;
- (11) amino;

30

(12) morpholino;

(13) nitro;

(14) cyano.

5 50. A compound according to claim 48, wherein substituents on Q² are independently:

(1) -C(=O)OMe, -C(=O)OEt, -C(=O)O(Pr), -C(=O)O(iPr), -C(=O)O(nBu),

-C(=O)O(sBu), -C(=O)O(iBu), -C(=O)O(tBu), -C(=O)O(nPe);

-C(=O)OCH₂CH₂OH, -C(=O)OCH₂CH₂OMe, -C(=O)OCH₂CH₂OEt;

(2) -(C=O)NH₂, -(C=O)NMe₂, -(C=O)NEt₂, -(C=O)N(iPr)₂, -(C=O)N(CH₂CH₂OH)₂;

10 (3) -(C=O)Me, -(C=O)Et, -(C=O)-cHex, -(C=O)Ph;

(4) -F, -Cl, -Br, -I;

(5) -OH;

(6) -OMe, -OEt, -O(iPr), -O(tBu), -OPh;

-OCF₃, -OCH₂CF₃;

15 -OCH₂CH₂OH, -OCH₂CH₂OMe, -OCH₂CH₂OEt;

-OCH₂CH₂NH₂, -OCH₂CH₂NMe₂, -OCH₂CH₂N(iPr)₂;

-OPh, -OPh-Me, -OPh-OH, -OPh-OMe, O-Ph-F, -OPh-Cl, -OPh-Br, -OPh-I;

(7) -Me, -Et, -nPr, -iPr, -nBu, -iBu, -sBu, -tBu, -nPe;

-CF₃, -CH₂CF₃;

20 -CH₂CH₂OH, -CH₂CH₂OMe, -CH₂CH₂OEt;

-CH₂CH₂NH₂, -CH₂CH₂NMe₂, -CH₂CH₂N(iPr)₂;

-CH₂-Ph;

(8) -Ph, -Ph-Me, -Ph-OH, -Ph-OMe, -Ph-F, -Ph-Cl, -Ph-Br, -Ph-I;

(9) -SO₂Me, -SO₂Et, -SO₂Ph;

25 (10) -SO₂NH₂, -SO₂NMe₂, -SO₂NEt₂;

(11) -NMe₂, -NEt₂;

(12) morpholino;

(13) -NO₂;

(14) -CN.

30

51. A compound according to any one of claims 1 to 47, wherein Q² is unsubstituted.

35

52. A compound according to any one of claims 1 to 51, wherein Q² has a backbone of at least 5 atoms.

53. A compound according to any one of claims 1 to 51, wherein Q² has a backbone of at least 6 atoms.

5

* * *

54. A compound according to any one of claims 1 to 51, wherein Cy is independently C₃₋₂₀carbocyclyl; and is optionally substituted.

10

55. A compound according to any one of claims 1 to 51, wherein Cy is independently C₃₋₂₀carbocyclyl derived from one of the following: cyclopropane, cyclobutane, cyclopentane, cyclohexane, cyclopentene, cyclohexene, norbornane, adamantane, cyclopentanone, and cyclohexanone; and is optionally substituted.

15

56. A compound according to any one of claims 1 to 51, wherein Cy is independently C₃₋₂₀heterocyclyl; and is optionally substituted.

20

57. A compound according to any one of claims 1 to 51, wherein Cy is independently C₃₋₂₀heterocyclyl derived from one of the following: piperidine, azepine, tetrahydropyran, morpholine, azetidine, piperazine, imidazoline, piperazinedione, and oxazolinone; and is optionally substituted.

25

58. A compound according to any one of claims 1 to 51, wherein Cy is independently C₅₋₂₀aryl; and is optionally substituted.

59. A compound according to any one of claims 1 to 51, wherein Cy is independently C₅₋₂₀carboaryl or C₅₋₂₀heteroaryl; and is optionally substituted.

30

60. A compound according to any one of claims 1 to 51, wherein Cy is independently C₅₋₂₀aryl derived from one of the following: benzene, pyridine, furan, indole, pyrrole, imidazole, pyrimidine, pyrazine, pyridazine, naphthalene, quinoline, indole, benzimidazole, benzothiofuran, fluorene, acridine, and carbazole; and is optionally substituted.

61. A compound according to any one of claims 1 to 51, wherein Cy is independently an optionally substituted phenyl group.
62. A compound according to any one of claims 1 to 51, wherein Cy is optionally substituted with one or more substituents as defined in claim 49.
63. A compound according to any one of claims 1 to 51, wherein Cy is optionally substituted with one or more substituents as defined in claim 50.
64. A compound according to claim 1, selected from the following compounds, and pharmaceutically acceptable salts, solvates, amides, esters, ethers, chemically protected forms, and prodrugs thereof:

1	PX117402	28	PX118870	55	PX118911
2	PX117403	29	PX118871	56	PX118913
3	PX117404	30	PX118872	57	PX118914
4	PX117764	31	PX118873	58	PX118918
5	PX117768	32	PX118874	59	PX118927
6	PX118490	33	PX118875	60	PX118928
7	PX118491	34	PX118876	61	PX118929
8	PX118791	35	PX118877	62	PX118930
9	PX118792	36	PX118878	63	PX118931
10	PX118793	37	PX118882	64	PX118932
11	PX118794	38	PX118891	65	PX118933
12	PX118807	39	PX118892	66	PX118934
13	PX118810	40	PX118893	67	PX118935
14	PX118811	41	PX118894	68	PX118937
15	PX118812	42	PX118898	69	PX118951
16	PX118830	43	PX118899	70	PX118965
17	PX118831	44	PX118900	71	PX118967
18	PX118832	45	PX118901	72	PX118968
19	PX118844	46	PX118902	73	PX118969
20	PX118845	47	PX118903	74	PX118970
21	PX118846	48	PX118904	75	PX118971
22	PX118847	49	PX118905	76	PX118972
23	PX118848	50	PX118906	77	PX118978
24	PX118849	51	PX118907	78	PX118989
25	PX118850	52	PX118908	79	PX118990
26	PX118859	53	PX118909	80	PX118991
27	PX118860	54	PX118910	81	PX118994

- 210 -

* * *

- 5 65. A composition comprising a compound according to any one of claims 1 to 64 and a pharmaceutically acceptable carrier.
66. A compound according to any one of claims 1 to 64 for use in a method of treatment of the human or animal body by therapy.
- 10 67. A compound according to any one of claims 1 to 64 for use in a method of treatment of a condition mediated by HDAC of the human or animal body by therapy.
- 15 68. A compound according to any one of claims 1 to 64 for use in a method of treatment of a proliferative condition of the human or animal body by therapy.
69. A compound according to any one of claims 1 to 64 for use in a method of treatment of cancer of the human or animal body by therapy.
- 20 70. A compound according to any one of claims 1 to 64 for use in a method of treatment of psoriasis of the human or animal body by therapy.
71. Use of a compound according to any one of claims 1 to 64 for the manufacture of a medicament for use in the treatment of a condition mediated by HDAC.
- 25 72. Use of a compound according to any one of claims 1 to 64 for the manufacture of a medicament for use in the treatment of a proliferative condition.
73. Use of a compound according to any one of claims 1 to 64 for the manufacture of a medicament for use in the treatment of cancer.
- 30 74. Use of a compound according to any one of claims 1 to 64 for the manufacture of a medicament for use in the treatment of psoriasis.
- 35 75. A method inhibiting HDAC in a cell comprising said cell with an effective amount of a compound according to any one of claims 1 to 64.

76. A method for the treatment of a condition mediated by HDAC comprising administering to a subject suffering from a condition mediated by HDAC a therapeutically-effective amount of a compound according to any one of claims 1 to 64.
- 5
77. A method for the treatment of a proliferative condition comprising administering to a subject suffering from a proliferative condition a therapeutically-effective amount of a compound according to any one of claims 1 to 64.
- 10
78. A method for the treatment of cancer comprising administering to a subject suffering from cancer a therapeutically-effective amount of a compound according to any one of claims 1 to 64.
- 15
79. A method for the treatment of psoriasis comprising administering to a subject suffering from psoriasis a therapeutically-effective amount of a compound according to any one of claims 1 to 64.

* * *

INTERNATIONAL SEARCH REPORT

Internal Application No
PCT/GB 03/01463

A. CLASSIFICATION OF SUBJECT MATTER IPC 7 A61K31/495 A61K31/496 C07D295/18 C07D295/22 C07D317/58 C07D239/42 C07D209/20 C07D333/60		
According to International Patent Classification (IPC) or to both national classification and IPC		
B. FIELDS SEARCHED Minimum documentation searched (classification system followed by classification symbols) IPC 7 A61K C07D		
Documentation searched other than minimum documentation to the extent that such documents are included in the fields searched		
Electronic data base consulted during the international search (name of data base and, where practical, search terms used) EPO-Internal, WPI Data, CHEM ABS Data		
C. DOCUMENTS CONSIDERED TO BE RELEVANT		
Category *	Citation of document, with indication, where appropriate, of the relevant passages	Relevant to claim No.
A	WO 01 38322 A (METHYLGENE INC) 31 May 2001 (2001-05-31) page 2, line 28 - line 30 claim 1	1
A	MANFRED JUNG ET AL: "Amide Analogues of Trichostatin A as Inhibitors of Histone Deacetylase and Inducers of Terminal Cell Differentiation" JOURNAL OF MEDICINAL CHEMISTRY, AMERICAN CHEMICAL SOCIETY. WASHINGTON, US, vol. 42, no. 22, 4 November 1999 (1999-11-04), pages 4669-4679, XP002144226 ISSN: 0022-2623 page 4669 -page 4670	1
<input type="checkbox"/> Further documents are listed in the continuation of box C. <input checked="" type="checkbox"/> Patent family members are listed in annex.		
* Special categories of cited documents : *A* document defining the general state of the art which is not considered to be of particular relevance *E* earlier document but published on or after the international filing date *L* document which may throw doubts on priority claim(s) or which is cited to establish the publication date of another citation or other special reason (as specified) *O* document referring to an oral disclosure, use, exhibition or other means *P* document published prior to the international filing date but later than the priority date claimed *T* later document published after the international filing date or priority date and not in conflict with the application but cited to understand the principle or theory underlying the invention *X* document of particular relevance; the claimed invention cannot be considered novel or cannot be considered to involve an inventive step when the document is taken alone *Y* document of particular relevance; the claimed invention cannot be considered to involve an inventive step when the document is combined with one or more other such documents, such combination being obvious to a person skilled in the art. *&* document member of the same patent family		
Date of the actual completion of the international search 18 July 2003		Date of mailing of the international search report 25/07/2003
Name and mailing address of the ISA European Patent Office, P.B. 5818 Patentlaan 2 NL - 2280 HV Rijswijk Tel. (+31-70) 340-2040, Tx. 31 651 epo nl, Fax: (+31-70) 340-3016		Authorized officer Fanni, S

FURTHER INFORMATION CONTINUED FROM PCT/ISA/ 210

Continuation of Box I.1

Although claims 75-79 are directed to a method of treatment of the human/animal body, the search has been carried out and based on the alleged effects of the compound/composition.

Continuation of Box I.1

Claims Nos.: 75-79

Rule 39.1(iv) PCT - Method for treatment of the human or animal body by therapy

Continuation of Box I.2

Claims Nos.: 1

Claim 1 contains the expressions: "chemical protected form" and "prodrug" which are considered to be functional features and render the scope of the claim ambiguous. Due to such definitions the compounds of formula (1) according to claim 1 encompass too broad a range of different chemical groups, not supported by the descriptive part of the application. Thus claim 1 is considered to be insufficiently substantiated by the description, cf Article 6 PCT.

The vast number of theoretically conceivable compounds resulting from claims drafted in such an ambiguous way precludes a comprehensive search. Thus the search should not be considered to cover any chemical protected form or prodrug of the compounds of formula (1).

The applicant's attention is drawn to the fact that claims, or parts of claims, relating to inventions in respect of which no international search report has been established need not be the subject of an international preliminary examination (Rule 66.1(e) PCT). The applicant is advised that the EPO policy when acting as an International Preliminary Examining Authority is normally not to carry out a preliminary examination on matter which has not been searched. This is the case irrespective of whether or not the claims are amended following receipt of the search report or during any Chapter II procedure.

INTERNATIONAL SEARCH REPORT

International application No.
PCT/GB 03/01463

Box I Observations where certain claims were found unsearchable (Continuation of item 1 of first sheet)

This International Search Report has not been established in respect of certain claims under Article 17(2)(a) for the following reasons:

1. Claims Nos.: 75-79
because they relate to subject matter not required to be searched by this Authority, namely:
see FURTHER INFORMATION sheet PCT/ISA/210

2. Claims Nos.: 1
because they relate to parts of the International Application that do not comply with the prescribed requirements to such an extent that no meaningful International Search can be carried out, specifically:
see FURTHER INFORMATION sheet PCT/ISA/210

3. Claims Nos.:
because they are dependent claims and are not drafted in accordance with the second and third sentences of Rule 6.4(a).

Box II Observations where unity of invention is lacking (Continuation of item 2 of first sheet)

This International Searching Authority found multiple inventions in this international application, as follows:

1. As all required additional search fees were timely paid by the applicant, this International Search Report covers all searchable claims.

2. As all searchable claims could be searched without effort justifying an additional fee, this Authority did not invite payment of any additional fee.

3. As only some of the required additional search fees were timely paid by the applicant, this International Search Report covers only those claims for which fees were paid, specifically claims Nos.:

4. No required additional search fees were timely paid by the applicant. Consequently, this International Search Report is restricted to the invention first mentioned in the claims; it is covered by claims Nos.:

Remark on Protest

- The additional search fees were accompanied by the applicant's protest.
 No protest accompanied the payment of additional search fees.

INTERNATIONAL SEARCH REPORT

Internat. Application No
PCT/JP 03/01463

Patent document cited in search report		Publication date	Patent family member(s)	Publication date
WO 0138322	A	31-05-2001	AU 1876801 A	04-06-2001
			CA 2391952 A1	31-05-2001
			EP 1233958 A1	28-08-2002
			WO 0138322 A1	31-05-2001
			JP 2003514904 T	22-04-2003
			US 6541661 B1	01-04-2003

THIS PAGE BLANK (USPTO)

